



AVIS
HOSPITALS®
new age surgery

INDIAN VEIN CONGRESS 2024



Invited Speakers



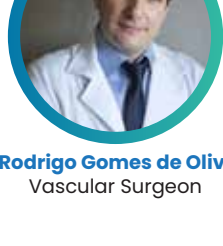
Dr. Rajah V. Koppala
MBBS, MD, FRCR,
Vascular Interventional Specialist




Dr. Pinjala Rama Krishna
Vascular Surgeon



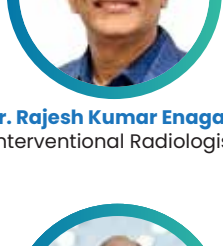
Dr. Sampath Vadithya
Vascular Interventional Radiologist &
Pain Physician
MBBS, MD RD (JIPMER), FVIR, FIPM




Dr. Rodrigo Gomes de Oliveira
Vascular Surgeon



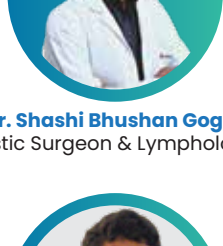
Dr. Rajesh Vasu
Plastic Surgeon, MBBS, MS, MCh



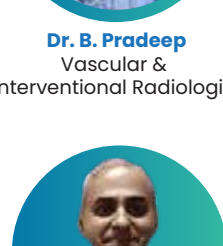
Dr. Rajesh Kumar Enagala
Interventional Radiologist



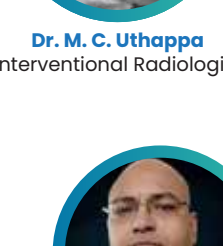
Dr. Ashish D. Dhadas
General and Laparoscopic Surgeon



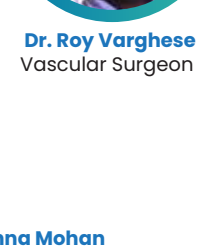
Dr. Shashi Bhushan Gogia
Plastic Surgeon & Lymphologist



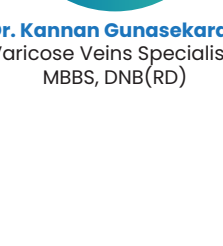
Dr. B. Pradeep
Vascular &
Interventional Radiologist



Dr. M. C. Uthappa
Interventional Radiologist



Dr. Roy Varghese
Vascular Surgeon



Dr. Kannan Gunasekaran
Varicose Veins Specialist,
MBBS, DNB(RD)



Dr. Saurabh Rai
Vascular Surgeon



Dr P Krishna Mohan
Consultant Radiologist

INDIAN VEIN CONFERENCE

Location: Hyderabad, India

Date: 8th & 9th November, 2024

PROGRAM SCHEDULE:

DAY 1

Session 1: Basics of Venous Disease

9:00 AM – 9:10 AM:	Inauguration
9:10 AM – 9:30 AM:	Conference Overview – Why I Made the Choice into Vein Care
9:30 AM – 9:40 AM:	Etiology and Incidence of Varicose Veins
9:40 AM – 9:55 AM:	Classification and Staging of Vein Disease
9:55 AM – 10:10 AM:	Clinical Evaluation of a Venous Patient
10:10 AM – 10:40 AM:	Keynote Lecture 1: Dr. Pinjala Rama Krishna
10:50 AM – 10:55 AM:	Q&A Session
10:55 AM – 11:15 AM:	Tea Break

Session 2: Diagnosis and Techniques of Varicose Veins Treatment

11:15 AM – 11:30 AM:	Ultrasonography in the Diagnosis of Varicose Veins
11:30 AM – 11:45 AM:	CT and MRI for Assessment of Vascular Disease
11:45 AM – 12:00 PM:	Radiofrequency Ablation: How I Do It
12:00 PM – 12:15 PM:	Tips, Pitfalls and Complications
12:15 PM – 12:30 PM:	Laser Ablation: How I Do It
12:30 PM – 12:45 PM:	Tips, Pitfalls and Complications
12:45 PM – 1:00 PM :	Microwave Ablation: How I Do It
1:00 PM – 1:15 PM:	Tips, Pitfalls and Complications
1:15 PM – 2:00 PM:	Lunch

Session 3: Live Demo of Procedures

2:00 PM – 2:05 PM:	Introduction to Live Sessions
2:05 PM – 2:35 PM:	Laser Ablation
2:35 PM – 3:05 PM:	Microwave Ablation (MWA)
3:05 PM – 3:35 PM:	RF Ablation
3:35 PM – 4:00 PM:	Q&A Session

Session 4: DVT & Lymphoedema Care

4:00 PM – 4:15 PM:	Acute DVT Lysis
4:15 PM – 4:30 PM:	Chronic DVT Recanalisation
4:30 PM – 4:45 PM:	Role of IVUS in Deep Vein Management
4:45 PM – 5:00 PM:	Medical Management of DVT
5:00 PM – 5:15 PM:	Lymphatic Anatomy and Physiology
5:15 PM – 5:30 PM:	Best Practices in Management of Phlebolymphoedema
5:30 PM – 5:45 PM:	Simple Steps in Lymphoedema Care: Break the Cycle
5:45 PM – 6:00 PM:	Surgical Options for Lymphoedema
6:00 PM – 7:30 PM:	Optional Tour of All Stalls (Personally Conducted by Dr. Rajah)
7:30 PM:	Gala Dinner with Faculty

DAY 2

Session 5: Principles of Wound Care

8:30 AM – 8:50 AM:	Review of Current AVLS Guidelines
8:50 AM – 9:20 AM:	Best Practices in Management of Venous Wounds
9:20 AM – 9:40 AM:	Live Case Demo: Wound Grafting
9:40 AM – 10:20 AM:	Workshop in Lymphatic Bandaging and Four Layer Bandaging
10:20 AM – 10:35 AM:	Glue Therapy: How I Do It
10:35 AM – 10:50 AM:	Glue Therapy: Tricks, Tips, and Complications
10:50 AM – 11:00 AM:	Tea Break
11:00 AM – 11:30 AM:	Gubernatorial Keynote Lecture

Session 6: Live Demo of Procedures

11:30 AM – 11:50 AM:	Live Recorded Case: Glue Therapy
11:50 AM – 12:10 PM:	Perforator Venous Ablation: When to Do & How to Do (Recorded Case)
12:10 PM – 1:10 PM:	CLaCS Live Case Telecast
1:15 PM – 2:00 PM:	Lunch

Session 7: Cosmetic Phlebology

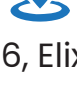
2:00 PM – 2:15 PM:	Should We Treat C1, C2 Disease
2:15 PM – 2:30 PM:	Latest Advances in Cosmetic Vein Treatment: Game Changer CLaCS
2:30 PM – 3:00 PM:	Pictorial Review of CLaCS Patients: Success Stories in Case Selection
3:00 PM – 3:15 PM:	Ambulatory Phlebectomy
3:15 PM – 3:30 PM:	Foam Sclerotherapy
3:30 PM – 3:45 PM:	Microsclerotherapy
3:45 PM – 4:00 PM:	Tea Break
4:00 PM – 4:30 PM:	Economics – The Pathways to a Successful Vascular Centre
4:30 PM – 5:00 PM:	Interesting Case Discussion
5:00 PM:	Closing Remarks, Vote of Thanks



SCAN & PAY WITH ANY UPI APP

Registration Fees

8000/-



Venue Location:

Gate 6, Elixir Tower, Level 4, Knowledge City Rd, Madhapur,
Hyderabad, Telangana 500081



+91 91600 73334



info@indianveincongress.com



www.indianveincongress.com