

HIGH STREET GLOBAL AGGRESSIVE

As of 28/02/2026



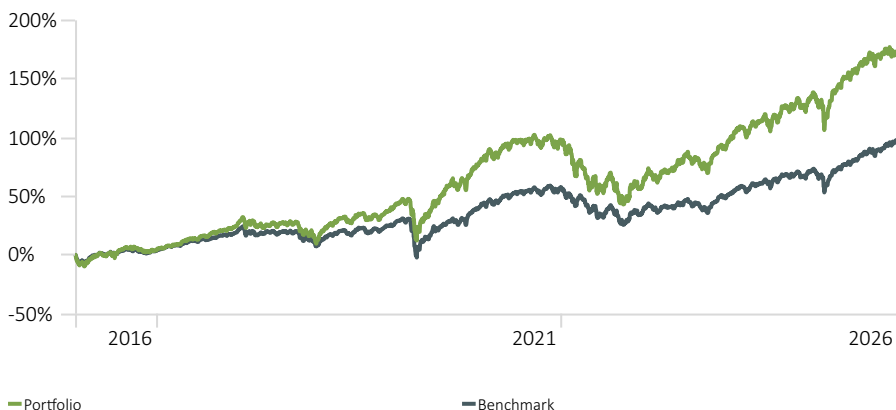
OBJECTIVE

The principal investment objective of the portfolio is to achieve long-term capital appreciation.

STRATEGY

To achieve the investment objective, the model invests in a well-diversified portfolio largely consisting of listed equities, listed property and alternative assets across geographical regions and uses a core satellite portfolio construction approach in order to establish an optimal risk-controlled solution while aiming at outperformance in the longer term. The model is aimed at investors with a long-term (7 years or more) investment time horizon. It is best suited for investors who can accept moderate to high levels of volatility in capital movements within the short term but seek returns in excess of U.S long term inflation plus 6% (in \$ terms) over a rolling 7-year period.

INVESTMENT GROWTH



CUMULATIVE PERFORMANCE

	3 Months	YTD	1 Year	3 Years	5 Years
Portfolio	1.2	0.8	17.4	65.4	49.1
Benchmark	4.6	3.7	16.7	43.4	38.0

MARKET COMMENTARY

February was shaped by an unusual blend of supportive macro data and headline driven policy risk. Markets navigated two major crosswinds. First, the US Supreme Court ruled against using the International Economic Emergency Powers Act as the basis for April 2025 reciprocal tariffs, reopening uncertainty around future trade policy. Second, tensions between the US and Iran escalated and culminated in armed conflict, although the most acute hostilities began after markets had largely closed for February, setting up greater volatility in March.

Despite the political noise, economic signals were more constructive. Business surveys pointed to broadening growth across manufacturing and services, while inflation signals in several major economies were less threatening than feared. This combination helped sustain risk appetite even as investors stayed alert to policy and geopolitical risks.

Equity performance in February was driven more by leadership shifts than index moves. Investors continued rotating away from mega cap US technology, reflecting growing sensitivity to whether AI investment will deliver durable returns. Although US earnings were generally strong, hyperscalers were punished after signaling further large increases in capital expenditure, raising concerns about payback periods and competition.

This shift supported rotation toward value and asset heavy sectors tied to AI infrastructure. Materials, utilities and energy outperformed technology, reflecting demand for inputs needed for data centers, grid upgrades and electrification. Emerging markets also outperformed developed markets, particularly parts of Asia and Latin America linked to hardware, commodities and industrial activity within the AI capex cycle. Japan also stood out, supported by domestic political developments that strengthened expectations for fiscal support and policy continuity, alongside an export tailwind.

Fixed income delivered constructive results. Despite resilient activity data, policy uncertainty and geopolitical risk supported demand for high quality government bonds. Yields drifted lower in several developed markets, while the UK benefited from cooling inflation expectations that strengthened prospects for earlier rate cuts. In the US, yields reflected a tug of war between steady activity and policy uncertainty. Japan remained the main source of rates volatility as fiscal concerns pushed long dated yields higher.

Commodities were positive, led by gold as investors sought geopolitical hedges. Overall, February highlighted rotation, broader market leadership and the continued diversification case for investors.

FUND FACTS

Legal Structure	Model
Underlying Investments	Collective Investments
Min Investment	USD 500,000
Min Additional Inv	USD 100,000
Investment Advisor	Graphite Asset Advisory (MU)
Investment Manager	High Street Global - Mauritius
Platform Availability	SwissQuote & Bank Bonhote
Benchmark	EAA USD Aggressive
Return Objective	US CPI+6% (rolling 6 years)
Risk Profile	High
Pricing Frequency	Daily
Management Fee	0.60

RISK PROFILE

Typically lower rewards, lower risk Typically higher rewards, higher risk



HISTORICAL RISK

Std Dev	12.4
Beta	1.5
Sharpe Ratio	0.6
Max Drawdown	-28.1

TOP FUND HOLDINGS

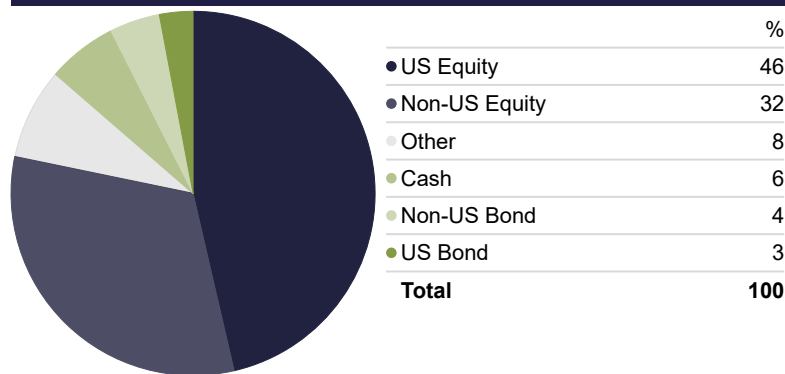
	Weight %
iShares Core MSCI World ETF USD Acc	20.0
Nomura Fds Global High Conviction I USD	15.0
Ranmore Global Equity Investor USD	15.0
High Street Wealth Warriors B	12.5
Polar Star Fund Ltd	10.0
T. Rowe Price Global Focused Growth Eq P	7.5
Coronation Global Emerging Markets A	5.0
PineBridge Global Focus Equity Y	5.0

HIGH STREET GLOBAL AGGRESSIVE

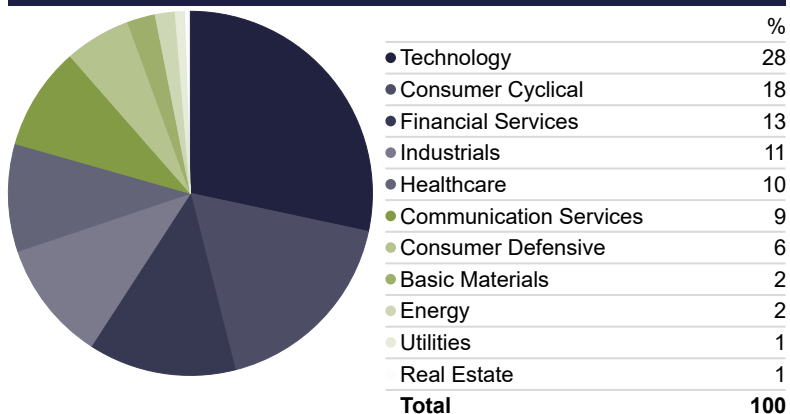
As of 28/02/2026



ASSET ALLOCATION



SECTOR ALLOCATION



MONTHLY RETURNS

	Jan	Feb	Mar	Apr	May	Jun	Jul	Aug	Sep	Oct	Nov	Dec	Year
2026	1.4	-0.7											0.8
2025	3.8	-0.5	-3.6	1.0	6.0	4.3	1.1	1.5	2.4	3.3	-0.7	0.5	20.3
2024	1.2	4.3	2.4	-2.3	2.4	2.4	-0.1	2.2	3.5	-2.2	3.4	-1.7	16.3
2023	7.8	-2.3	3.3	0.7	0.1	5.4	3.8	-2.4	-3.6	-3.3	8.6	4.4	23.5
2022	-4.2	-4.9	-0.8	-6.9	-0.5	-6.4	5.9	-3.7	-8.9	3.7	7.1	-2.0	-20.8
2021	0.8	1.6	1.8	3.7	2.1	0.1	-0.1	1.7	-3.8	2.5	-2.2	2.3	10.7
2020	0.1	-6.4	-7.9	8.4	4.3	3.7	7.3	5.1	-2.7	-2.5	10.6	4.2	24.7
2019	8.1	2.9	2.0	2.7	-4.0	4.7	0.8	-1.9	0.4	2.4	3.6	2.3	26.3
2018	5.0	-2.6	-2.4	-0.4	0.7	-0.2	1.7	1.0	-0.3	-7.0	0.4	-4.8	-9.0
2017	1.5	2.2	1.1	2.3	1.6	0.2	2.4	1.3	1.0	1.8	1.3	1.9	20.2
2016	-6.5	0.4	6.1	1.0	0.7	-0.5	4.3	0.4	0.5	-1.9	-0.8	0.6	3.8
2015	—	—	—	—	—	—	—	—	—	—	—	—	—

TOP HOLDINGS (LOOKTHROUGH)

Weight %	
Polar Star Fund Ltd	10.0
T. Rowe Price Global Focused Growth Eq P	7.5
NVIDIA Corp	3.4
Microsoft Corp	3.0
Amazon.com Inc	2.7

CONTACT DETAILS

INVESTMENT MANAGER: HIGH STREET GLOBAL - MAURITIUS

Address: 3rd Floor, Ebene Skies Rue de l'Institut, Ebene, 72201
 Email: contact@hsg-advisory.com
 Telephone: +230 460 3090
 Website: www.hsg-advisory.com

INVESTMENT ADVISOR: GRAPHITE ASSET ADVISORY (MU)

Address: 3rd Floor, Ebene Skies, Rue de l'Institut, Ebene, 808717, Mauritius
 Email: bhavna@graphiteadvisory.com
 Telephone: +27 (0)87 500 9219
 Website: www.graphiteadvisory.com

CUSTODIAN 1: SWISSQUOTE

Address: Chemin de la Cretaux 33, 1196 Gland, VD
 Telephone: +44 (0) 20 71862600
 Website: www.swissquote.com

CUSTODIAN 2: BANK BONHOTE

Address: Quai Ostervald 2, 2000 Neuchâtel, Switzerland
 Phone: +41 32 722 10 00
 Website: <https://www.bonhote.ch/>

GLOSSARY

Equities represent a shareholders' stake in the company as identified on a company's balance sheet. It is the residual value to the owner after deducting a company's liabilities from the total assets.

Bonds are fixed-income instrument that represents a loan made by an investor to a borrower (typically corporate or governmental).

Property: investment interest in a real estate company (usually listed) directly or through a collective investment scheme.

Collective Investments are a group of pooled investment accounts held by a bank or trust company. The financial institution groups assets from individuals and organizations to develop a single larger diversified portfolio available to smaller investors.

Derivatives are financial contracts, set between two or more parties, that derive their value from an underlying asset, group of assets or benchmark.

Money Market Instruments represent a short-term loan between banks and other financial institutions.

Volatility is a statistical measure of the dispersion of returns for a given security or market index. In most cases, the higher the volatility, the riskier the security. Volatility is usually expressed by calculating the standard deviation of the security in question.

Maximum Drawdown is the maximum loss from a peak to a trough of a portfolio, before a new peak is attained.

Total Expense Ratio is the global standard used to measure the impact that the deduction of management and operating costs have on a fund's value. It gives you an indication of the effects these costs have on the future growth of your investment portfolio. A higher TER does not necessarily imply a poor return, nor does a low TER imply a good return. Also, the current TER may not necessarily be an accurate indication of future TERs.

DISCLAIMER

This document is only for professional financial advisers, their clients and their prospective clients. The information given here is for information purposes only and is not intended to constitute financial, legal, tax, investment or other professional advice. It should not be relied upon as such and HSG Advisory, Graphite Asset Advisory or SwissQuote cannot accept any liability for loss for doing so. Any forecasts, expected future returns or expected future volatilities are not guaranteed and should not be relied upon. The value of investments, and the income from them, can go down as well as up, and you may not recover the amount of your original investment. Past performance is not a reliable indicator of future performance. Portfolio holdings and asset allocation can change at any time without notice. HSG Advisory and Graphite Asset Advisory are Authorised Financial Services Provider in Mauritius. Full calculation methodology available on request.