





ISUZU LCV/SUV EXTENDED WARRANTY



Protect your investment.
Extend your warranty before
your factory warranty ends.

www.isuzu.co.za    

ISUZU
With you, for the long run

BENEFITS

- Client has peace of mind that he/she has a branded ISUZU product.
- Covers the client in the unforeseen circumstance of mechanical and/or electrical failure, causing a sudden stoppage of component functions and necessitating repair and/or replacement.
- AA Roadside assistance included in all options.
- Trust our factory trained technicians to fit genuine parts in your ISUZU. Trust the guys who know your ISUZU best.

ISUZU EXTENDED WARRANTY

ISUZU Extended Warranty 1 Year		ISUZU Extended Warranty 2 Years	
Total Premium excl VAT	R7 059.40	Total Premium excl VAT	R9 410.10

Duration:

1 or 2 Years dependent on option selected with unlimited kms.

In order to qualify, the vehicle must:

- Be an ISUZU vehicle.
- Must be a D-MAX or mu-X.
- Have a valid Manufacturer Warranty in place.
- Have a full-service history in place, as per the Manufacturer's specification.
- Be maintained according to the roadworthy requirements of the applicable National Road Traffic Act 93 of 1996.
- Not be a hybrid or electric vehicle, a taxi, an exotic vehicle, a rebuilt vehicle (Code 3), a modified vehicle or a vehicle that is or has been used in any form of motoring competition or sport.



In order to qualify, the vehicle must:

- Be an ISUZU vehicle.
- Be less than 13 years old from date of first registration.
- Have less than 350,000km recorded on the odometer reading.
- Must be a D-MAX or mu-X.
- Be maintained according to the roadworthy requirements of the applicable National Road Traffic Act 93 of 1996.
- Not be an electric vehicle, a taxi, a car hire vehicle, a rebuilt vehicle (Code 3), a modified vehicle or a vehicle used in any form of motoring competition or sport.

Inception & Duration:

- Cover commences immediately and is valid for a duration of 12 or 24 months up to 450 000 kilometers, on all above options.

What is Covered

- Your Policy is a Pre-Owned Warranty Policy that covers the repair and/or replacement of a range of components that break down as a result of mechanical and/or electrical failure during the cover period of your Policy and is subject to the terms, conditions and exclusions set out herein.
- There is no list of components that are covered.
- The reasonable cost of repair and/or replacement of vehicle components including labour as a result of a sudden and unforeseen as well as unexpected Mechanical or Electrical Failure or breakdown occurring during the period of cover of this insurance and subject to the limits of liability, terms, conditions, and exclusions.
- Normal wear and tear is not covered by your Policy. Normal wear and tear is defined as deterioration arising through the use or age of your vehicle which does not result in actual mechanical failure.
- Fair wear and tear is covered by your Policy. Fair wear and tear is defined as deterioration through use or age that does result in actual mechanical failure.



www.isuzu.co.za f X o in

ISUZU

With you, for the long run

For more information
contact your nearest authorised **ISUZU Dealer**
or visit www.ISUZU.co.za