

FOR EVERY DAY. FOR EVERYWHERE.



ALL-NEW ISUZU

MU-X

Comfortable Everywhere

Introducing the **new ISUZU mu-X.**

www.isuzu.co.za f X o in

ISUZU

With you, for the long run



ISUZU's legendary commitment to excellence, combined with the latest in cutting-edge technology, has produced a truly exceptional addition to its range – the ISUZU mu-X.

The exquisite interior styling, increased passenger space and advanced safety systems of this exciting SUV are guaranteed to impress even the most discerning passenger or driver.

ISUZU mu-X SPECIFICATIONS

MODELS	1.9 LS 4X2	3.0 LS 4X2	3.0 LS 4X4	3.0 LSE 4X2	3.0 LSE 4X4	3.0 ONYX 4X4
ENGINE						
Displacement (cc)	1 899	2 999	2 999	2 999	2 999	2 999
No. of Cylinders	4	4	4	4	4	4
Compression Ratio	16.5:1	16.3:1	16.3:1	16.3:1	16.3:1	16.3:1
Bore X Stroke (mm)	80 x 94.4	95.4 x 104.9	95.4 x 104.9	95.4 x 104.9	95.4 x 104.9	95.4 x 104.9
No. of Valves	16	16	16	16	16	16
Power (kW) @ r/min	110 @ 3 600	140 @ 3 600	140 @ 3 600	140 @ 3 600	140 @ 3 600	140 @ 3 600
Torque (Nm) @ r/min	350 @ 1 800-2 600	450 @ 1 600-2 600	450 @ 1 600-2 600	450 @ 1 600-2 600	450 @ 1 600-2 600	450 @ 1 600-2 600
Turbocharger	Standard	Standard	Standard	Standard	Standard	Standad
Water Depth Protection (mm)	Standard	Standard	Standard	Standard	Standard	Standard
Pre-Air Cleaner	Standard	Standard	Standard	Standard	Standard	Standard
ACG (120 A)	Standard	Standard	Standard	Standad	Standard	Standard
ACG (120 A) with Intelligent Battery System (IBS)	Standard	Standard	Standard	Standard	Standard	Standard
Intercooler	Standard	Standard	Standard	Standard	Standard	Standard

FUEL CONSUMPTION¹						
Combined Cycle (Litres/100 km)	7.0	7.6	7.6	7.6	7.6	7.6
Combined CO₂ Emissions (g/km)	185	199	200	199	200	200
Fuel Type	Diesel	Diesel	Diesel	Diesel	Diesel	Diesel

TRANSMISSION						
Transmission Type	6-Speed Automatic	6-Speed Automatic	6-Speed Automatic	6-Speed Automatic	6-Speed Automatic	6-Speed Automatic
Gear Ratio: 1st	3.600	3.600	3.600	3.600	3.600	3.600
Gear Ratio: 2nd	2.090	2.090	2.090	2.090	2.090	2.090
Gear Ratio: 3rd	1.488	1.488	1.488	1.488	1.488	1.488
Gear Ratio: 4th	1.000	1.000	1.000	1.000	1.000	1.000
Gear Ratio: 5	0.687	0.687	0.687	0.687	0.687	0.687
Gear Ratio: 6th	0.580	0.580	0.580	0.580	0.580	0.580
Gear Ratio: Reverse	3.732	3.732	3.732	3.732	3.732	3.732
4WD Selector	–	–	Standard	–	Standard	Standard
Low Range Ratio	–	–	–	–	–	–

FRONT DIFFERENTIAL						
Differential Lock	–	–	–	–	–	–
Axle Ratio: Final Drive	–	–	3.727	–	3.727	3.727

REAR DIFFERENTIAL						
Differential Lock	Standard	Standard	Standard	Standard	Standard	Standard
Axle Ratio: Final Drive	4.1	3.727	3.727	3.727	3.727	3.727

CHASSIS DESIGN						
Front Wheel Suspension	Independent high-ride coil	Independent high-ride coil	Independent high-ride coil	Independent high-ride coil	Independent high-ride coil	Independent high-ride coil
Rear Wheel Suspension	Multi-link coil	Multi-link coil	Multi-link coil	Multi-link coil	Multi-link coil	Multi-link coil
Shock Absorbers	Gas	Gas	Gas	Gas	Gas	Gas
High-Ride Suspension	Standard	Standard	Standard	Standard	Standard	Standard
Skid Plate Guard	Standard	Standard	Standard	Standard	Standard	Standad
Engine Sump Guard	Standard	Standard	Standard	Standard	Standard	Standard
Transfer Case Guard	–	–	Standard	–	Standard	Standard
Oil Pan Guard	Standard	Standard	Standad	Standard	Standard	Standard

WHEELS & TYRES						
Tyre Size	265/60R18	265/60R18	265/60R18	265/60R18	265/60R18	265/50R20
Wheels Size / Type	Alloy 18" x 7.5J-33	Alloy 18" x 7.5J-33	Alloy 18" x 7.5J-33	Alloy 18" x 7.5J-33	Alloy 18" x 7.5J-33	Alloy Machining 20" x 7.5J-33
Spare Wheel Size / Type	Alloy 18" x 7.5J-33	Alloy 18" x 7.5J-33	Alloy 18" x 7.5J-33	Alloy 18" x 7.5J-33	Alloy 18" x 7.5J-33	Alloy 20" x 7.5J-33
Turning Circle (m)	11.4	11.4	11.4	11.4	11.4	11.4
Tyre-Pressure Monitoring Sensor	–	–	–	Standard	Standard	Standard

¹ Fuel economy and CO₂ data as per ECE R101 / SANS 20101 Regulation. Note that the actual fuel consumption will depend on many factors, including the driver's driving habits, prevailing conditions, and the vehicle's equipment, condition and use.

MODELS	1.9 LS 4X2	3.0 LS 4X2	3.0 LS 4X4	3.0 LSE 4X2	3.0 LSE 4X4	3.0 ONYX 4X4
DIMENSIONS						
Length (mm)	4 850	4 850	4 850	4 850	4 850	4 850
Width (mm)	1 870	1 870	1 870	1 870	1 870	1 870
Heigth (mm)	1 820	1 820	1 820	1 825	1 825	1 825
Wheelbase (mm)	2 855	2 855	2 855	2 855	2 855	2 855
Front / Rear Track (mm)	1 570/ 1 570	1 570/ 1 570	1 570/ 1 570	1 570/ 1 570	1 570/ 1 570	1 570/ 1 570
Front Overhang (mm)	895	895	895	895	895	895
Rear Overhang (mm)	1100	1 100	1 100	1 100	1 100	1 100
Ground Clearance (mm)	235	235	235	235	235	235
Approach Angle (°)	30.0	30.0	30.0	30.0	30.0	30.0
Departure Angle (°)	26.0	26.0	26.0	26.0	26.0	26.0
Breakover Angle (°)	24.0	24.0	24.0	24.0	24.0	24.0
Wading Depth (mm)	800	800	800	800	800	800

MASS / CAPACITY						
Gross Axle Mass – Front (GA1) (kg)	1 450	1 450	1 450	1 450	1 450	1 450
Gross Axle Mass – Rear (GA2) (kg)	1 650	1 650	1 650	1 650	1 650	1 650
Gross Vehicle Mass (GVM) (kg)	2 700	2 700	2 800	2 700	2 800	2 800
Gross Combined Mass (GCM) (kg)	4 800	5 900	5 900	5 900	5 900	5 900
Tare Mass (kg)	1 900	1 970	2 065	1 995	2 090	2 125
Payload (kg)	739	669	674	644	649	614
Towing Capacity (kg): Unbraked Trailer ²	750	750	750	750	750	750
Towing Capacity / Rating (kg): Braked Trailer ²	2 100	3 500	3 500	3 500	3 500	3 500
Fuel Tank Capacity (Litres)	80	80	80	80	80	80

SAFETY FEATURES						
Anti-Lock Braking System (ABS)	Standard	Standard	Standard	Standard	Standard	Standard
Electronic Brake-Force Distribution (EBD)	Standard	Standard	Standard	Standard	Standard	Standard
Break-Assist System (BAS)	Standard	Standard	Standard	Standard	Standard	Standard
Brake-Override Accelerator (BOA)	Standard	Standard	Standard	Standard	Standard	Standard
Electronic Stability Control (ESC) with Traction Control	Standard	Standard	Standard	Standard	Standard	Standard
Hill-Start Assist (HSA)	Standard	Standard	Standard	Standard	Standard	Standard
Hill-Descent Control (HDC)	Standard	Standard	Standard	Standard	Standard	Standard
Trailer Sway Control	Standard	Standard	Standard	Standard	Standad	Standard
Cruise Control	Standard	Standard	Standard	Standard	Standard	Standard / Adaptive
Multi-Collision Braking System	–	–	–	–	–	Standard
Height-Adjustable 3-Point Seatbelts	Standard	Standard	Standard	Standard	Standard	Standard
Seatbelt Pre-Tensioners	Standard	Standard	Standard	Standard	Standard	Standard
Occupant Detection Sensor	Passengers	Passengers	Passengers	Passengers	Passengers	Passengers
Driver & Front Passenger Airbags	Standard	Standad	Standard	Standard	Standard	Standard
Front-Seat Side Airbags	Standard	Standard	Standard	Standard	Standard	Standard
Curtain Airbags	Standard	Standard	Standard	Standard	Standard	Standard
Knee Airbag Driver	Standard	Standard	Standard	Standard	Standard	Standard
Far-Side Airbag	–	–	–	–	–	Standard
Side-Impact Bars (Front & Rear Doors)	Standard	Standard	Standard	Standard	Standard	Standard
Improved Side-Pole Impact	–	–	–	–	–	Standard
Collapsible Steering Column	Standard	Standard	Standard	Standard	Standard	Standard
Speed-Sensitive Door Lock	Standard	Standard	Standard	Standard	Standard	Standard
ISOFIX Child-Seat Attachment	Standard	Standard	Standard	Standard	Standard	Standard
Rear-View Camera	Standard	Standard	Standard	Standard	Standard	Standard
Front Camera	–	–	–	–	–	Standard
Parking Distance Sensors	Front & Rear	Front & Rear	Front & Rear	Front & Rear	Front & Rear	Front & Rear
Emergency Stop Signal	Standard	Standard	Standard	Standard	Standard	Standard
Blindspot Monitor	–	–	–	Standard	Standard	Standard
Rear Cross-Traffic Alert	–	–	–	Standard	Standard	Standard
Rear Radar	–	–	–	Standard	Standard	Standard

MODELS	1.9 LS 4X2	3.0 LS 4X2	3.0 LS 4X4	3.0 LSE 4X2	3.0 LSE 4X4	3.0 ONYX 4X4
SAFETY FEATURES						
Autonomous Emergency Brake	–	–	–	–	–	Standard
Forward-Collision Warning	–	–	–	–	–	Standard
Pedal Misapplication Mitigation	–	–	–	–	–	Standard
Manual Speed Limiter	–	–	–	–	–	Standard
Lane-Departure Warning	–	–	–	–	–	Standard
Lane-Keep Assist	–	–	–	–	–	Standard
Lane-Departure Prevention	–	–	–	–	–	Standard
Driver Monitoring	–	–	–	–	–	Standard
Electric Park Brake	Standard	Standard	Standard	Standard	Standard	Standard

SECURITY FEATURES						
Remote Start Engine	–	–	–	Standard	Standard	Standard
Remote Controlled Central Locking	–	–	Standard	–	–	–
Passive Entry Start System (PESS)	Standard	Standard	–	Standard	Standard	Standard
Remote Key auto re-look	Standard	Standard	–	–	–	–
Anti-theft Alarm System	Standard	Standard	Standard	Standard	Standard	Standard
Transponder Immobiliser System	Standard	Standard	Standard	Standard	Standard	Standard
Selectable Door Unlock	Standard	Standard	Standard	Standard	Standard	Standard
Walk Away Auto Door Lock	Standard	Standard	–	Standard	Standard	Standard
Telematics	Accessory	Accessory	Accessory	Accessory	Accessory	–

INTERIOR LIGHTING						
Front Reading Lamps	Standard	Standard	Standard	Standard	Standard	Standard
Interior Courtesy Lamps	Standard	Standard	Standard	Standard	Standard	Standard
Ambient Lighting in Door Trim Panel	–	–	–	–	–	Standard
Luggage Lamp	Standard	Standard	Standard	Standard	Standard	Standard

EXTERIOR LIGHTING						
Front Fog Lights	Standard, LED	Standard, LED	Standard, LED	Standard, LED	Standard, LED	Standard, LED
Daytime Running Lights (DRL)	LED	LED	LED	LED	LED	LED
Headlights	Bi-LED	Bi-LED	Bi-LED	Bi-LED	Bi-LED	Bi-LED
Headlights ‘ON’ Warning Buzzer	Standard	Standard	Standard	Standard	Standard	Standard
Headlamp Levelling Automatic	Automatic	Automatic	Automatic	Automatic	Automatic	Automatic
Automatic ON/OFF Headlamp	Standard	Standard	Standard	Standard	Standard	Standard
Automatic High Beam	–	–	–	–	–	Standard
LED Combination Rear Taillights	Standard	Standard	Standard	Standard	Standard	Standard
High-Mounted Centre Stoplight	LED	LED	LED	LED	LED	LED
Rear Fog Lamps	LED	LED	LED	LED	LED	LED
Follow-Me-Home Headlamps	Standard	Standard	Standard	Standard	Standard	Standard

EXTERIOR FEATURES						
Front Wiper	Auto, Rain Sensing	Auto, Rain Sensing	Auto, Rain Sensing	Auto, Rain Sensing	Auto, Rain Sensing	Auto, Rain Sensing
Radiator Grill Colour	Dark Chrome	Dark Chrome	Dark Chrome	Dark Chrome	Dark Chrome	Dark Chrome
Front Bumper Colour	Body Colour/ Magnetite Upper and Lower	Body Colour/ Magnetite Upper and Lower	Body Colour/ Magnetite Upper and Lower	Body Colour/ Magnetite Upper and Lower	Body Colour/ Magnetite Upper and Lower	Body Colour/ Magnetite Upper and Lower
Rear Bumper Colour	Body Colour/ Magnetite	Body Colour/ Magnetite	Body Colour/ Magnetite	Body Colour/ Magnetite	Body Colour/ Magnetite	Body Colour/ Magnetite
Exterior Door Handle Colour	Body Colour	Body Colour	Body Colour	Body Colour	Body Colour	Body Colour
Exterior Mirrors	Body Colour, Power adjust, Manual Fold, Side Indicator	Body Colour, Power adjust, Manual Fold, Side Indicator	Body Colour, Power adjust, Manual Fold, Side Indicator	Body Colour, Power adjust, Power Fold, Side Indicator, Heated	Body Colour, Power adjust, Power Fold, Side Indicator, Heated	Body Colour, Power adjust, Power Fold, Side Indicator, Heated
B-Pillar Blackout	Standard	Standard	Standard	Standard	Standard	Standard
Side Steps	Standard, Magnetite	Standard, Magnetite	Standard, Magnetite	Standard, Magnetite	Standard, Magnetite	Standard, Magnetite
Mudflaps	Front & Rear	Front & Rear	Front & Rear	Front & Rear	Front & Rear	Front & Rear
Roof Rails	Standard, Magnetite	Standard, Magnetite	Standard, Magnetite	Standard, Magnetite	Standard, Magnetite	Standard, Magnetite

² Towing capacity subject to South African Road Traffic Act. The weight of the towing vehicle including trailer towball load must not exceed the Gross Vehicle Mass (GVM). The combined weight of the fully loaded vehicle and trailer must not exceed the Gross Combination Mass (GCM). Maximum individual axle loads (GA1 & GA2) must not be exceeded. (e.g.: if a 3.0-Litre Diesel is towing 3.500kg, its Maximum Vehicle Mass is 2.500kg in order to be within GCM). Date of publication July 2024.

MODELS	1.9 LS 4X2	3.0 LS 4X2	3.0 LS 4X4	3.0 LSE 4X2	3.0 LSE 4X4	3.0 ONYX 4X4
EXTERIOR FEATURES						
Rear Spoiler	Standard	Standard	Standard	Standard	Standard	Standard
Lift Gate	Manual	Manual	Manual	Power w/Step Sensor and Control Switch	Power Step Sensor and Control Switch	Power w/Step Sensor and Control Switch

INTERIOR FEATURES						
Power Assisted Steering (APS)	Hydraulic	Hydraulic	Hydraulic	Hydraulic	Hydraulic	Electric
Steering Column Adjustment	Tilt & Telescopic	Tilt & Telescopic	Tilt & Telescopic	Tilt & Telescopic	Tilt & Telescopic	Tilt & Telescopic
Automatic Shift Paddles	–	–	–	Standard	Standard	Standard
Leather Steering Wheel with Multi-function Controls	Standard	Standard	Standard	Standard	Standard	Standard
Gear Knob Trim	Urethane	Urethane	Urethane	Leather	Leather	Leather
Seating Capacity	7	7	7	7	7	7
Front Seats Configuration	2 x Bucket	2 x Bucket	2 x Bucket	2 x Bucket Reclining	2 x Bucket Reclining	2 x Bucket Reclining
Second Row Seat Configuration	Bench 60:40 Fold-Flat	Bench 60:40 Fold-Flat	Bench 60:40 Fold-Flat	Bench 60:40 Fold-Flat	Bench 60:40 Fold-Flat	Bench 60:40 Fold-Flat
Third Row Seat Configuration	Bench 50:50 Fold-Flat	Bench 50:50 Fold-Flat	Bench 50:50 Fold-Flat	Bench 50:50 Fold-Flat	Bench 50:50 Fold-Flat	Bench 50:50 Fold-Flat
Seat Trim	Partial Leather	Partial Leather	Partial Leather	Partial Leather	Partial Leather	Partial Leather
Seat Adjustment	Driver Power 8-way Seat & Manual Lumbar Support, Power 4-way passenger Seat	Driver Power 8-way Seat & Manual Lumbar Support, Power 4-way passenger Seat	Driver Power 8-way Seat & Manual Lumbar Support, Power 4-way passenger Seat	Driver Power 8-way Seat & Manual Lumbar Support, Power 4-way passenger Seat	Driver Power 8-way Seat & Manual Lumbar Support, Power 4-way passenger Seat	Driver 8 Way Power Seat & Power Lumbar Support, 4-way Power Passenger Seats
Seat Belt Reminder	Driver & Passengers (Front & Rear)	Driver & Passengers (Front & Rear)	Driver & Passengers (Front & Rear)	Driver & Passengers (Front & Rear)	Driver & Passengers (Front & Rear)	Driver & Passengers (Front & Rear)
Rear Seat Centre Armrest	Std w/ 2 Cupholders	Std w/ 2 Cupholders	Std w/ 2 Cupholders	Std w/ 2 Cupholders	Std w/ 2 Cupholders	Std w/ 2 Cupholders
Storage Pockets Behind Front Seats	Standard	Standard	Standard	Standard	Standard	Standard
Heated Front Seats	–	–	–	–	–	Standard
Floor Trim	Carpet w/ Heel Mat	Carpet w/ Heel Mat	Carpet w/ Heel Mat	Carpet w/ Heel Mat	Carpet w/ Heel Mat	Carpet w/ Heel Mat
Door Garnish	Dark Magnetite	Dark Magnetite	Dark Magnetite	Dark Magnetite	Dark Magnetite	Dark Magnetite
Driver Footrest	Standard	Standard	Standard	Standard	Standard	Standard
Air Conditioner	Manual w/ Rear Cabin Cooling Vents	Manual w/ Rear Cabin Cooling Vents	Manual w/ Rear Cabin Cooling Vents	Auto (Climate Control) w/ Rear Cabin Cooling Vents	Auto (Climate Control) w/ Rear Cabin Cooling Vents	Auto (Climate Control) w/ Rear Cabin Cooling Vents
Rear Heater Ducts	Standard	Standard	Standard	Standard	Standard	Standard
Rearview Mirror, Inside	Day/Night	Day/Night	Day/Night	Auto Dimming	Auto Dimming	Auto Dimming
Sun visor	Driver w/ Ticket Holder & Passenger w/ Vanity Mirror	Driver w/ Ticket Holder & Passenger w/ Vanity Mirror	Driver w/ Ticket Holder & Passenger w/ Vanity Mirror	Driver & Passenger w/ Vanity Mirror Light	Driver & Passenger w/ Vanity Mirror Light	Driver & Passenger w/ Vanity Mirror Light
Overhead Console with Sunglasses Holder	Standard	Standard	Standard	Standard	Standard	Standard
Digital Clock	Standard	Standard	Standard	Standard	Standard	Standard
Cruise Control	Standard	Standard	Standard	Standard	Standard	Standard, Adaptive
Multi Information Display (MID)	Standard	Standard	Standard	Standard	Standard	Standard
Dashboard Illumination Control	Standard	Standard	Standard	Standard	Standard	Standard
Power Windows	All w/ Driver One Touch, w/ Jam Protection, w/ Timer	All w/ Driver One Touch, w/ Jam Protection, w/ Timer	All w/ Driver One Touch, w/ Jam Protection, w/ Timer	All w/ Driver One Touch, w/ Jam Protection, w/ Timer	All w/ Driver One Touch, w/ Jam Protection, w/ Timer	All w/ Driver One Touch, w/ Jam Protection, w/ Timer
Power Socket, Auxllary 12V	2	2	2	2	2	2
Front and Rear USB Charge Ports	Standard	Standard	Standard	Standard	Standard	Standard
Power Socket, Auxiliary 220V	–	–	–	–	–	Standard
Glove Box, Lockable	Standard w/ Illumination	Standard w/ Illumination	Standard w/ Illumination	Standard w/ Illumination	Standard w/ Illumination	Standard w/ Illumination
Door Trim with Storage Pockets & Integrated Cupholders	Standard	Standard	Standard	Standard	Standard	Standard
Floor Tunnel / Console with Integrated Cupholder	Standard	Standard	Standard	Standard	Standard	Standard
Centre Console Storage Box with Lid	Standard	Standard	Standard	Standard	Standard	Standard
Storage Box	Standard	Standard	Standard	Standard	Standard	Standard
Rear Privacy Windows	Standard	Standard	Standard	Standard	Standard	Standard
Fixed Rear Window, with Defogger	Standard	Standard	Standard	Standard	Standard	Standard
Rear Window Wiper	Standard	Standard	Standard	Standard	Standard	Standard
Ventilator Grill with Shutter (fin shut)	Standard	Standard	Standard	Standard	Standard	Standard

MODELS	1.9 LS 4X2	3.0 LS 4X2	3.0 LS 4X4	3.0 LSE 4X2	3.0 LSE 4X4	3.0 ONYX 4X4
INFOTAINMENT						
Audio System: Touch Screen with RDS, MP3, Bluetooth® Audio Streaming with Integrated Mobile Handsfree & Rear View Camera, Apple CarPlay® & Android Auto, Wi-fi	9"	9"	7"	9"	9"	9"
Audio Input Terminal: USB, Auxiliary	Standard	Standard	Standard	Standard	Standard	Standard
Number of Speakers	6	6	6	8	8	8
Steering Wheel Audio Controls	Standard	Standard	Standard	Standard	Standard	Standard

WARRANTY / SERVICE INTERVALS						
Warranty & Roadside Assistance	5 Years / 120 000 km	5 Years / 120 000 km	5 Years / 120 000 km	5 Years / 120 000 km	5 Years / 120 000 km	5 Years / 120 000 km
Anticorrosion Warranty	5 Years / Unlimited km	5 Years / Unlimited km	5 Years / Unlimited km	5 Years / Unlimited km	5 Years / Unlimited km	5 Years / Unlimited km
Service Plan	5 Years / 90 000 km	5 Years / 90 000 km	5 Years / 90 000 km	5 Years / 90 000 km	5 Years / 90 000 km	5 Years / 90 000 km
Service Intervals	12 Months / 15 000 km	12 Months / 15 000 km	12 Months / 15 000 km	12 Months / 15 000 km	12 Months / 15 000 km	12 Months / 15 000 km



ADAS features are designed to assist the driver, but should not be relied upon nor used as a substitute for safe driving practices. Feature operation may vary in different driving conditions. For full explanation of limitations, see Owner's & Driver's Manual.




mu-X LS




ISUZU mu-X 1.9 4x2 and 3.0 LS
4x2 & 4x4 Colour: SPLASH WHITE


Available in the following colours:




Partial Leather




18" Alloy wheels




NORWEGIAN BLUE




SAPPHIRE BLUE




RED SPINEL




DOLOMITE WHITE




SPLASH WHITE



MERCURY SILVER



OBSIDIAN GREY



ONYX BLACK

The LS trim level comes standard with generous levels of spec. Herewith a summary of the noteworthy specifications:

INTERIOR
Storage Box, Urethane Gear Knob Trim, Partial Leather Seat Trim, 8- Way Power Adjustable Driver Seat & Lumbar Support, 4-way Power Adjustable Front Passenger Seat, Rear Seat Centre Armrest with 2 Cupholders, Lockable Glove Box with Illumination, Front and Rear USB Charge Ports, Power Windows with Driver One-Touch.

EXTERIOR
Rear Privacy Window, Manual Lift Gate, Auto Rain-Sensing Front Wipers, 18" Alloy Wheels, Side-Steps and Roof Rails.

TECH
9" Touchscreen with RDS, MP3, Bluetooth®, Audio Streaming with Integrated Mobile Hands-Free and Rear-View Camera, 6 Speakers, Apple CarPlay® and Android Auto, Wi-Fi. Includes a Multi-Information Display.


SAFETY
7 x Airbags, Rear-View Camera, Front & Rear Parking Distance Sensors, Trailer Sway Control, Hill-Descent Control, Hill-Start Assist, Electronic Stability Control, Cruise Control, Side-Impact Bars (Front & Rear), Brake-Override Accelerator, Brake-Assist System, Electronic Brake-Force Distribution, Passive Entry System (PESS), Remote Key auto re-lock.

PERFORMANCE
Available in 1.9 and 3.0-litre Turbo Diesel Engine Matched with 6-speed Automatic Transmission.
1.9 Available in 4x2 and 3.0 Available in 4x2 or 4x4 Drive Configuration with Differential Lock and Low Range

mu-X LSE



ISUZU mu-X 3.0 **LSE** 4x2 & 4x4
Colour: SPLASH WHITE



Partial leather



18" Alloy wheels

Available in the following colours:



The LSE trim level comes standard with LS features as well as the following additional specifications:

INTERIOR

Leather Gear Knob Trim, Auto Dimming Rear-View Mirror, Overhead console with map lamps and sunglass holder, Automatic Shift Paddles, Auto Climate Control with Rear Cabin Cooling Vents.

EXTERIOR

Power Lift Gate With Step Sensor and Control Switch, LED Front Fog lamps Bezel Magnetite, Rear LED Combination Taillights.

TECH

9" Touchscreen with RDS, MP3, Bluetooth® Audio Streaming with Integrated Mobile Hands-Free and Rear-View Camera, 8 Speakers, Apple CarPlay® and Android Auto, Wi-Fi. Includes a Multi-Information Display.

SAFETY

Electric Park Brake with Auto Hold Function, Emergency Stop Signal, Passive Entry Start System (PESS), Remote Start Engine, Walk-away Auto Door Lock, Transponder Immobiliser System, Speed Sensitive Door Lock, ISOFIX Child Seat Attachment, Passive Entry System (PESS).

THE ADAS SAFETY PACKAGE

Blind Spot Monitor, Rear Cross-Traffic Alert, Rear Radar.

PERFORMANCE


Available with a 3.0-litre Turbo Diesel Engine matched with 6-Speed Automatic Transmission and a 4x2 or 4x4 Drive Configuration with Differential Lock and Low Range Transfer Case.

mu-X ONYX

ISUZU mu-X 3.0 **ONYX** 4x4
Colour: NORWEGIAN BLUE



Available in the following colours:



Partial leather



20" Alloy Machining



The ONYX trim level comes standard with features from the LS and LSE trim levels, as well as the following additional specifications:

INTERIOR

Door Trim Ambient Lighting, 8-way Power Adjustable Driver Seat & 4-way Power Adjustable Front Passenger Seat, Heated Front Seats, Electric Power Assisted Steering (PAS), Power Socket with Auxiliary 220V.

EXTERIOR

Auto On/Off Headlamps, Automatic High Beam, Follow-Me-Home Headlamps, LED Daytime Running Lights (DRL), 20" Alloy Machining.

TECH

9" Touchscreen with RDS, MP3, Bluetooth® Audio Streaming with Integrated Mobile Hands-Free and Rear-View Camera, 8 Speakers, Apple CarPlay® and Android Auto, Wi-Fi. Includes a Multi-Information Display.

SAFETY

Adaptive Cruise Control, Front Camera, Improve side pole impact, Passengers Occupant Detection Sensor, 8 Airbags, Multi Collision Brake, Height Adjustable 3 Point Seat Belts, Collapsible Steering Column.

THE ADAS SAFETY PACKAGE

Blind-Spot Monitor, Rear Cross-Traffic Alert, Rear Radar, Autonomous Emergency Brake, Forward-Collision Warning, Pedal Misapplication Mitigation, Manual Speed Limiter, Lane Departure Prevention, Lane Keep assist with emergency overtaking and oncoming (ELK), Lane Departure Warning, Driver Monitoring.

PERFORMANCE

Available with a 3.0-litre Turbo Diesel Engine matched with 6-Speed Auto Transmission and a 4x4 Drive Configuration with Differential Lock and Low Range Transfer Case.

ISUZU | COMPLETE CARE

- **24/7 CALL CENTRE:**
Toll-free within South Africa and also available in neighbouring countries.
- **TOWING SERVICE OR TECHNICAL ASSISTANCE:**
In the event of a vehicle breakdown, ISUZU will arrange for towing to the closest Dealership for diagnosis and repairs. Where possible, roadside repair will be carried out, with the assistance of an ISUZU Dealership or Roadside Assistance technician.

- **ACCOMMODATION OR RENTAL CAR:**
Should you be stranded further than 100 km from your home or destination due to the breakdown or resulting repair work, a FREE rental car or FREE overnight accommodation will be provided.

A fuel deposit (fully refundable on return of the vehicle with a full tank) is payable for rental cars supplied, while fuel and toll costs incurred during the rental are for your own account.

- **SAFETY AT ROADSIDE:**
Should you feel unsafe, a security vehicle (depending on availability) will be dispatched for your protection.
- **OVERNIGHT STORAGE:**
Will be provided for your vehicle if required.
- **REPATRIATION OF YOUR VEHICLE:**
Upon completion of repairs, to your home or closest Dealer, if further than 100 km from home.
- **FLAT TYRE ASSISTANCE:**
In the event of a flat tyre, we offer assistance with the tyre change.
- **KEYS LOCKED IN:**
Assistance provided here too.
- **FUEL ASSISTANCE:**
You pay only for the fuel supplied.
- **COMMUNICATION OF URGENT MESSAGES:**
Including assistance with directions to family members.
- **INFORMATION SERVICES:**
Explanation of vehicle warning systems, as well as location of closest Dealer, filling station or where to get a new tyre.



PEACE OF MIND

WARRANTY & ROADSIDE ASSISTANCE: 5 Years / 120 000 km

ANTI-CORROSION WARRANTY: 5 Years / Unlimited km

SERVICE PLAN: 5 Years / 90 000 km with Service Intervals of 12 months / 15 000 km

ISUZU | *Driving Academy*



South Africa is a beautiful and unique country, and exploring it takes more than just a vehicle and driver's licence. If you are considering purchasing a lifestyle vehicle, come and experience a day at our ISUZU DRIVING ACADEMY to assist in your selection.

We will teach you to conquer the extraordinary, the exciting and the hazardous.

- One-day 4X4 Off-Road
- Two-day Advanced 4X4 Off-Road
- Defensive Advanced On-Road
- Truck Training
- Corporate, Team Building and Year-end Events





Disclaimer: The information contained in this brochure was accurate at the time of going to publication in July 2024. Specifications and equipment are subject to change without prior notice. Some illustrations in this brochure feature special equipment that is not included in standard delivery, and can be purchased at an additional cost. Printed colours may vary from actual. Errors and omissions excepted. Vehicles may differ from images. Terms and conditions apply. Please contact your ISUZU Dealer for exact information. Apple CarPlay® is a trademark of Apple Inc. Android Auto is a trademark of Google LLC. Not all devices will be compatible and functionality will vary depending on the device. Mobile Data and SMS rates may apply and are the responsibility of the user. Please check your local road rules before using these functions.