

# IF YOU'RE GAME IT CAN.



ALL-NEW ISUZU

IT'S A **D-MAX** THING



**AT35**

**DOUBLE CAB SPECIFICATION**  
ISUZU D-MAX ARCTIC TRUCKS AT35

[www.isuzu.co.za](http://www.isuzu.co.za) f x @ in

**ISUZU**

*With you, for the long run*



IF YOU'RE GAME,  
**IT CAN.**

The ISUZU D-MAX ARCTIC TRUCKS AT35 is a powerful and capable vehicle designed for extreme off-road conditions. The ultimate vehicle for those who want to push the limits and explore the great outdoors.

Born from aligned expertise and experience as specialists in building vehicles to cope with extreme terrains.

ISUZU partnered with ARCTIC TRUCKS to produce one of the most capable overlanding vehicles - the ISUZU D-MAX ARCTIC TRUCKS AT35.

The ISUZU D-MAX ARCTIC TRUCKS AT35s are locally assembled in limited numbers at the ISUZU Motors South Africa plant – the only ISUZU facility in the world accredited by ARCTIC TRUCKS to produce the D-MAX AT35 – where a dedicated team of ISUZU's most skilled artisans and technicians craft the enhanced aggressive body and performance enhancements.

ISUZU AND ARCTIC  
TRUCKS. **POWER**  
**IN PARTNERSHIP.**





ARCTIC PACKAGE
17” x 10” AT Black Alloy Wheels
335X12.50R17 LT 121R TL A/T (MAXXIS) Tyres
ResQ Puncture Repair Kit
Bilstein Off-Road Suspension
Lift Kit
Tailgate Lift
Wireless Charging Pad
AT35 Gearshift Badge
Flared Wheel Arch Extensions
Extended Profile Side Steps
Arctic Trucks Mud Flaps
Arctic Trucks Chrome Badge
AT35 Branded Floor Mats

ENGINE	
Engine code	4JJ3
Displacement (cc)	2999
No. of cylinders	4
Compression ratio	16.3:1
Bore x stroke (mm)	95.4 x 104.9
No. of valves	16
Power (kW) @ r/min	140 @ 3600
Torque (Nm) @ r/min	450 @ 1600-2600
Turbocharger	Std
865 mm water depth protection	Std
Pre-air cleaner	Std
ACG (90A)	Std
ACG with IBS (Intelligent Battery System)	Std
Intercooler	Std

FUEL CONSUMPTION (#1)	
Combined cycle (l/100km)	8.5
Combined CO <sub>2</sub> emissions (g/km)	224
Fuel type	Diesel

TRANSMISSION	
Transmission type	6 Speed Automatic
Gear ratio: 1st	3.600
Gear ratio: 2nd	2.090
Gear ratio: 3rd	1.488
Gear ratio: 4th	1.000
Gear ratio: 5th	0.687
Gear ratio: 6th	0.580
Gear ratio: Reverse	3.732
4WD Selector	Std

Low range ratio	2.482
-----------------	-------

FRONT DIFFERENTIAL	
Shift on the fly up to 100 km/h	Std
Axle ratio: final drive	3.727

REAR DIFFERENTIAL	
Differential lock	Std
Axle ratio: final drive	3.727

CHASSIS DESIGN	
Wheel suspension front	High Mounting
Wheel suspension rear	Leaf Spring Overslung
	Front : Bilstein BILK4BE5-6518
	Rear : Bilstein BILK4 BE5-6514
Shock absorbers	High Ride
Suspension	
Skid plate guard front	Std
Skid plate guard rear	Std
Engine sump guard	Std
Transfer case guard	Std
Oil pan guard	Std

WHEELS & TYRES	
Tyre size	35/12.5R17
Wheel type & size	Alloy 17” x 10.0J
Spare wheel	Alloy 17” x 10.0J
Turning circle: (m)	12.86
Tyre pressure monitoring sensor	Std

DIMENSIONS	
Length (mm)	5333
Width (mm)	2040
Height (mm)	1875
Wheelbase (mm)	3125
Track front / rear (mm)	1695 / 1695
Rear overhang (mm)	1318
Ground clearance (mm)	266
Loadbox length (mm)	1495
Loadbox width (mm)	1530
Loadbox depth (mm)	490
Approach angle (°)	33.0
Departure angle (°)	23.0
Breakover angle (°)	34.0
Wading depth (mm)	865

MASS / CAPACITY	
Gross Axle Mass - Front (GA1) (kg)	1450
Gross Axle Mass - Rear (GA2) (kg)	1690
Gross Vehicle Mass (GVM) (kg)	2880
Gross Combined Mass (GCM) (kg)	5780
Tare mass (kg)	2165

Payload (kg) 655 Towing capacity (kg):	
unbraked (#2) 750	
Towing capacity (kg): braked (#2)	3500
Fuel tank capacity (l)	76

LOADBOX FEATURES	
Tiedown brackets in loadbox for load restraint	4
Rope hooks on load box side	-

SAFETY FEATURES	
Anti-Lock Braking System (ABS)	Std
Electronic Brake Force Distribution (EBD)	Std
Brake Assist System (BAS)	Std
Electronic Stability Control (ESC) with Traction Control	Std
Hill Start Assist (HSA)	Std
Hill Descent Control (HDC)	Std
Trailer Sway Control	Std
Brake Override Accelerator (BOA)	Std
Cruise control	Std, Adaptive
Multi collision brake	Std
Height adjustable 3-point front seat belts	Std
Front seat centre lap belt (2 point) -	
Seat belt pretensioners	Std
Fixed 3-point rear seat belts	Std

Seat belt reminder	Driver & Passenger and Rear Passengers
Occupant detection sensor	Front & Rear Passenger
Driver & Passenger airbags	Std
Front seat side airbags	Std
Curtain airbags	Std
Knee airbag	Driver
Far side airbag	Std
Side impact protection bars	Std
Improve side pole impact	-
Collapsible steering column	Std
Speed sensitive door lock	Std
ISOFIX child seat attachment	Std with Top Tether
Parking distance sensors	Front & Rear
Rear view camera	Std
Front camera	Std
Warning triangle kit	Std
Emergency stop signal	Std
Blind spot monitor	Std
Rear cross traffic alert	Std
Rear radar	Std
Autonomous emergency brake	Std
Forward collision warning	Std

Pedal misapplication mitigation	Std
Manual speed limiter	Std
Lane departure warning	Std
Lane keep assist	Std
Lane departure prevention	Std
Driver monitoring	Std

SECURITY FEATURES	
Manual door locks -	
Remote controlled central locking	-
Remote Engine Start	Standard
Remote keyless entry	-
Passive Entry Start System (PESS)	Std
Child proof rear door locks	Std
Anti-theft alarm system	Std
Ultrasonic alarm	Std
Transponder immobiliser system	Std
Selectable door unlock	Std
Walk away auto door lock	Std

INTERIOR / EXTERIOR LIGHTING	
Front reading lamps	Std
Interior courtesy lamp	Std
Illuminated entry	Std
Front fog lamps	Std, LED
Daytime Running Lights (DRL)	LED
Headlamps	LED
Headlamp Levelling	Automatic
Headlamps “on” warning buzzer	Std
Automatic on/off headlamp	Std
Automatic high beam	Std
Turn indicator lamp on door	-
Rear tail lamps, combination	LED
High mounted centre stop lamp	Std
Rear fog lamps	Std
Follow me home headlamps	Std

EXTERIOR FEATURES	
Front wiper	Auto, Rain sensing
Radiator grille	Gun Metallic
Front bumper	High Appearance
Rear bumper	Body Colour
Front bumper cladding	Std, Gun Metallic
Towbar	Std (3.5T)
Exterior door handle	Dark Grey Metallic
Exterior mirror	Gun Metallic, Power Adjustment and Folding, Heated, Side Indicator, Driver Side Aspherical
B-Pillar blackout	Std



Roof rails	Std
Sports bar	-
Sports Hoop	Std, Gun Metallic
Side steps	-
Mudflaps	-
Tailgate handle	Dark Grey Metallic
Cab Protector	-

INTERIOR FEATURES	
Power Assisted Steering (PAS)	Electric
Air conditioner	Automatic, Dual Zone
Pollen filter	Std
Rear view mirror, inside	Auto Dimming
Sun visor	Driver & Passenger with Vanity Mirror Light
Overhead console with map lamps (x2) and sunglasses holder	Std
Digital clock	Std
Cruise control	Std, Adaptive
Multi Information Display (MID)	Std
Dashboard illumination control	Std
Power socket, auxiliary 12V IP mounted	1
Cigarette lighter	Std
Glove box, lockable	Std
Utility box on glove box	Std, High Type
Steering column adjustment	Tilt & Telescopic
Steering wheel trim	Leather
Steering wheel multifunctional controls	Audio, SAS, Auto Cruise & Adaptive Cruise Control
Gear shift trim	Leather with Decorate
Front seat configuration	2 x Bucket
Rear seat configuration	Bench, Split Cushion 60:40
Seat trim	Partial Leather
Seat adjustment	8-Way Power Driver, Power Lumbar Support Driver
Storage pockets behind front seats	Std
Door trim with storage pockets and integrated cupholders	Std
Interior door release handle	Chrome
Interior trim colours	Black Upper / Black Lower
A-pillar assist grip, driver & passenger	Std
Roof mounted assist grips	Driver & Passengers
Floor trim	Carpet with heel pad & tibia pad
Floor tunnel console with integrated cupholder	Std
Centre console storage box with lid	Std with soft pad with stitch

Driver footrest	Std
Rear heater duct	-
Rear ventilation duct	Std
Storage box	-
Window operation	Power Front & Rear with Driver One Touch, Jam Protection
Rear window	Fixed with defogger
Fuel flap remote opener	Std
Ventilator grille with shutter (fin shut)	Std

INFOTAINMENT	
Audio system	AM/FM Radio, 9" Touch Screen, Bluetooth - Audio Streaming, Apple CarPlay & Android Auto, WiFi & Handsfree Phone
USB Port (Music Playback & Device Link)	Std
USB charge port	Rear
Speakers	8
Antenna	Std

OPTIONS	
17" Alloy Wheel	-
18" Alloy wheel & 265/60R18 tyre (All Terrain)	-
18" Alloy wheel & 265/60R18 tyre (H/T Terrain)	-
Differential lock	-
Hub cap steel wheel	-
Hub cap alloy wheel	-
Spare tyre steel	-
Spare tyre alloy	-
Sports bar, black	-
Sports bar, chrome	-
Rear sliding window	Available
Partial Leather seat with manual adjustment	-
Body Colour Front Bumper	-
Body Colour Rear Bumper	-

WARRANTY & SERVICE INTERVALS	
Warranty & roadside assistance	5 years / 120 000 km
Anti-corrosion warranty	5 years / unlimited km
Service plan	5 years / 90 000 km
Service intervals	12 months / 15 000 km

**Notes:**  
(#1) Fuel economy and CO<sub>2</sub> data as per ECE R101 / SANS 20101 regulation. Note that the actual fuel consumption will depend on many factors including the driver's driving habits, prevailing conditions, and the vehicle's equipment, condition and use.  
  
(#2) Towing capacity subject to South African Road Traffic Act. The weight of the towing vehicle including trailer towball load must not exceed the Gross Vehicle Mass (GVM). The combined weight of the fully loaded vehicle and trailer must not exceed the Gross Combination Mass (GCM). Maximum individual axle loads (GA1 and GA2) must not be exceeded. (e.g.: if a 3.0-litre Diesel is towing 3,500kg, its maximum Vehicle mass is 2,500kg in order to be within GCM).





THE ALL-NEW ISUZU D-MAX ARCTIC TRUCKS AT35's assertive exterior styling is complemented by a wide choice of colours.

COLOURS AND FINISHES

Kerb appeal whether you're parked on the street or on a boulder. With the ISUZU D-MAX ARCTIC TRUCKS AT35, you have the choice of five standout colours that will let your vehicle match your style.


SPLASH WHITE




MERCURY SILVER




ISLAY GREY



RED SPINEL



DESERT ORANGE

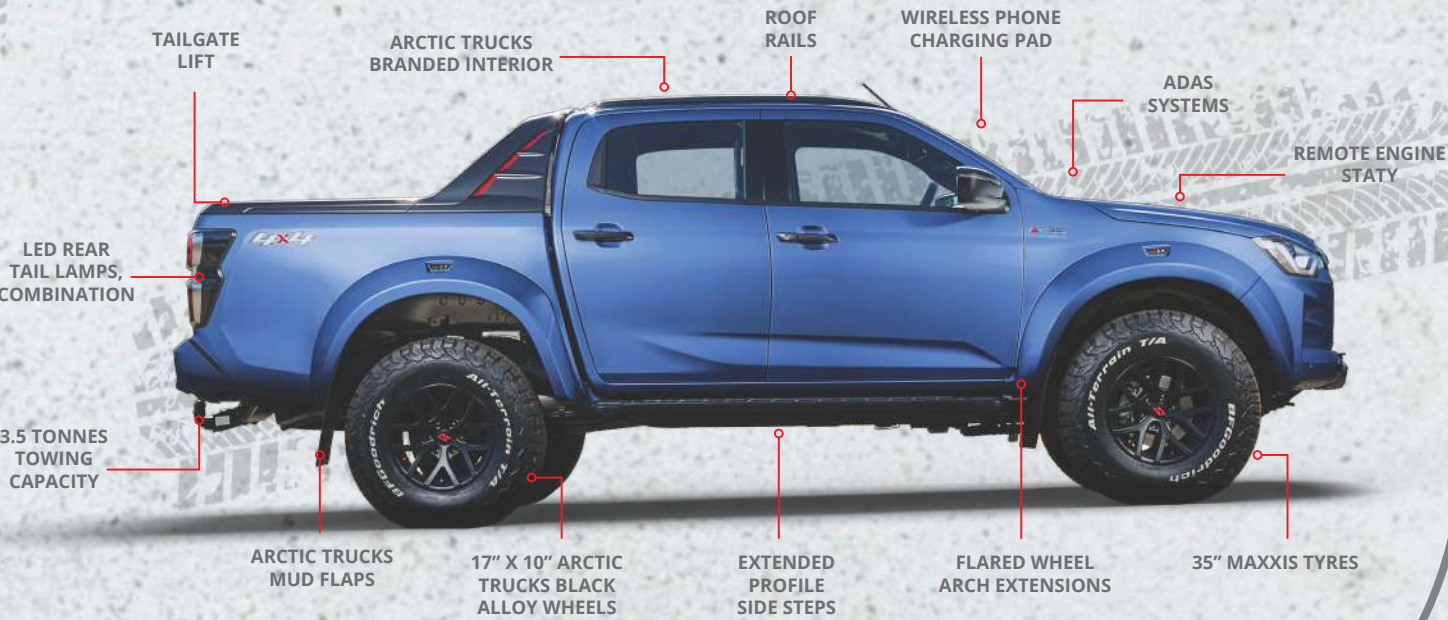


BAIRITTZ BLUE



The result of the collaboration between ISUZU and its proven engineering, capability, reliability and safety, coupled with ARCTIC TRUCKS' renowned ability and expertise in vehicle handling over extreme conditions, is a pick-up that truly stands out above the rest.

Solidly built and re-engineered with the new ARCTIC TRUCKS AT35's Front - Bilstein BILK4BE5-6518 and Rear - Bilstein BILK4-BE5-6514, together with an array of new practical and stylish features, every part of this vehicle is built to endure the most challenging terrains.



Make your new ISUZU D-MAX ARCTIC TRUCKS AT35 even more you, by speaking to your ISUZU Dealer Partner for ISUZU-approved accessories.



# ISUZU | *Driving Academy*



South Africa is a beautiful and unique country, and exploring it takes more than just a vehicle and driver's licence. If you are considering purchasing a lifestyle vehicle, come and experience a day at our ISUZU DRIVING ACADEMY to assist in your selection.

**We will teach you to conquer the extraordinary, the exciting and the hazardous.**

- One-day 4X4 Off-Road
- Two-day Advanced 4X4 Off-Road
- Defensive Advanced On-Road
- Truck Training
- Corporate, Team Building and Year-end Events



# ISUZU | COMPLETE CARE



- **24/7 CALL CENTRE:** Toll-free within South Africa and also available in neighbouring countries.
- **TOWING SERVICE OR TECHNICAL ASSISTANCE:** In the event of a vehicle breakdown, ISUZU will arrange for towing to the closest Dealership for diagnosis and repairs. Where possible, roadside repair will be carried out, with the assistance of an ISUZU Dealership or Roadside Assistance technician.
- **ACCOMMODATION OR RENTAL CAR:** Should you be stranded further than 100 km from your home or destination due to the breakdown or resulting repair work, a FREE rental car or FREE overnight accommodation will be provided.  
  
A fuel deposit (fully refundable on return of the vehicle with a full tank) is payable for rental cars supplied, while fuel and toll costs incurred during the rental are for your own account.
- **SAFETY AT ROADSIDE:** Should you feel unsafe, a security vehicle (depending on availability) will be dispatched for your protection.
- **OVERNIGHT STORAGE:** Will be provided for your vehicle if required.
- **REPATRIATION OF YOUR VEHICLE:** Upon completion of repairs, to your home or closest Dealer, if further than 100 km from home.
- **FLAT-TYRE ASSISTANCE:** In the event of a flat tyre, we offer assistance with the tyre change.
- **KEYS LOCKED IN:** Assistance provided here too.
- **FUEL ASSISTANCE:** You pay only for the fuel supplied.
- **COMMUNICATION OF URGENT MESSAGES:** Including assistance with directions to family members.
- **INFORMATION SERVICES:** Explanation of vehicle warning systems, as well as location of closest Dealer, filling station or where to get a new tyre.

## PEACE OF MIND

WARRANTY & ROADSIDE ASSISTANCE: 5 Years / 120 000 km

ANTI-CORROSION WARRANTY: 5 Years / Unlimited km

SERVICE PLAN: 5 Years / 90 000 km with Service Intervals of 12 months / 15 000 km





# D-MAX ARCTIC TRUCKS AT35







Disclaimer: The information contained in this document was accurate at the time of going to print in July 2024. Specifications and equipment are subject to change without prior notice. Some illustrations in this document feature special equipment that is not included in standard delivery, and can be purchased at an additional cost. Vehicles may differ from images shown. Printed colours may vary from actual. Errors and omissions excepted. Terms and conditions apply. Please contact your ISUZU Dealer for exact information.