



5,000 km or 6 Months Service Schedule

TF Series (RT) - 2.5L(4JA1) Diesel



PLEASE NOTE:

1. Refer to the Service Interval Guideline by Country for the correct Interval by kilometers or months, whichever occurs first.
2. This Service Schedule will have preference over the Owner's Manual and Warranty & Service Guide (Refer to updated date).
3. Refer to the Warranty and Service Guide for Severe Driving Conditions.
4. Consult the Owner/Customer prior to any additional work being carried out as an additional cost will be charged for items not covered under warranty.

**NOTE : APPLICABLE FOR 5,000 KM TO 100,000 KM OR
6 MONTHS TO 120 MONTHS SERVICE INTERVALS**

Job Card No.:	Date :	Model :
Customer Name:	VIN :	KM Reading:
Service Advisor :	Authorisation No:	Technician (Print) :

I = Inspection. After inspection clean and correct, or replace as necessary - R = Replace - L = Lubricate - A = Adjust

SERVICE INTERVAL EVERY (or months, whichever occurs first)	KMs (x 1000)	5	10	15	20	25	30	35	40	45	50	55	60	65	70	75	80	85	90	95	100	OK	NOT OK	
		Months	6	12	18	24	30	36	42	48	54	60	66	72	78	84	90	96	102	108	114			120
		Labour hrs.	1,1	1,2	1,1	1,7	1,1	1,2	1,1	1,7	1,1	1,2	1,1	1,7	1,1	1,2	1,1	1,7	1,1	1,2	1,1			1,7
ENGINE	1 Engine Oil and Filter	R	R	R	R	R	R	R	R	R	R	R	R	R	R	R	R	R	R	R	R			
	2 Fuel Filter	-	R	-	R	-	R	-	R	-	R	-	R	-	R	-	R	-	R	-	R			
	3 Fuel sedimentor for presence of water	I	I	I	I	I	I	I	I	I	I	I	I	I	I	I	I	I	I	I	I			
	4 Fuel leakage at tank, cap and pipes	I	I	I	I	I	I	I	I	I	I	I	I	I	I	I	I	I	I	I	I			
	5 Air filter element (I & R) and all air cleaner hose fittings for tightness (I)	I	I	I	R	I	I	I	R	I	I	I	R	I	I	I	R	I	I	I	R			
	6 Valve Clearance	-	-	-	A	-	-	-	A	-	-	-	A	-	-	-	A	-	-	-	A			
	7 All engine drive belts for tension and damage and check pulley condition (replace if needed)	I	I	I	I	I	I	I	I	I	I	I	I	I	I	I	I	I	I	I	I			
	8 Run engine through operating range & check for excessive smoke	I	I	I	I	I	I	I	I	I	I	I	I	I	I	I	I	I	I	I	I			
	9 Coolant system for leaks (press. test radiator & cap) & check coolant concentration (50% gly.)	I	I	I	I	I	I	I	I	I	I	I	I	I	I	I	I	I	I	I	I			
	10 Coolant concentration (50 % glycol) - Add 0.3 hrs (Record coolant freezing point on the job card)	I	I	I	I	I	I	I	I	I	I	R	I	I	I	I	I	I	I	I	I	R		
	11 Radiator core (check for foreign objects) and fan operation	I	I	I	I	I	I	I	I	I	I	I	I	I	I	I	I	I	I	I	I			
	12 Exhaust system for leaks and mountings for tightness or damage	I	I	I	I	I	I	I	I	I	I	I	I	I	I	I	I	I	I	I	I			
	13 All hoses & pipes in engine compartment for tightness or damage	I	I	I	I	I	I	I	I	I	I	I	I	I	I	I	I	I	I	I	I			
SERVICE BRAKE	14 Brake pedal function, travel and free play	I	I	I	I	I	I	I	I	I	I	I	I	I	I	I	I	I	I	I				
	15 Brake fluid level	I	I	I	I	I	I	I	I	I	I	I	I	I	I	I	I	I	I	I	I			
	16 Brake fluid - Add 0.3 hrs	I	I	I	R	I	I	I	R	I	I	I	R	I	I	I	R	I	I	I	R			
	17 Front disc brake pads & discs for wear (Record thickness size of pads & discs on the job card)	I	I	I	I	I	I	I	I	I	I	I	I	I	I	I	I	I	I	I	I			
	18 Rear brake linings & drums for wear (Record thickness size of shoes & drums on the job card)	I&A	I&A	I&A	I&A	I&A	I&A	I&A	I&A	I&A	I&A	I&A	I&A	I&A	I&A	I&A	I&A	I&A	I&A	I&A	I&A			
19 Brake pipes & hoses for leaks, loose connections or damage	I	I	I	I	I	I	I	I	I	I	I	I	I	I	I	I	I	I	I	I				
CLUTCH	20 Clutch pedal function, travel and free play & fluid leaks	I	I	I	I	I	I	I	I	I	I	I	I	I	I	I	I	I	I	I				
	21 Clutch fluid level	I	I	I	I	I	I	I	I	I	I	I	I	I	I	I	I	I	I	I	I			
	22 Clutch fluid - Add 0.1 hrs	I	I	I	R	I	I	I	R	I	I	I	R	I	I	I	R	I	I	I	R			
TRANS. & TRANSFER CASE	23 Manual transmission fluid-add 0.3 hrs for replacement	I	R	I	I	I	I	I	I	I	R	I	I	I	I	I	I	I	R	I	I			
PROPSHAFT	24 Prop shaft mounting and universal joints& sliding sleeve for looseness and excessive wear	I	I	L	I	I	L	I	I	L	I	I	L	I	I	L	I	I	L	I	I			
FRONT/ REAR AXLE	25 Rear axle fluid (without limited slip diff) - add 0.3 hrs for replacement	I	I	I	I	I	I	I	I	I	I	I	I	I	I	I	R	I	I	I	I			
	26 All axle shafts and housing for distortion or damage	I	I	I	I	I	I	I	I	I	I	I	I	I	I	I	I	I	I	I	I			

CONTINUED....



5,000 km or 6 Months Service Schedule

TF Series (RT) - 2.5L(4JA1) Diesel



PLEASE NOTE:

1. Refer to the Service Interval Guideline by Country for the correct Interval by kilometers or months, whichever occurs first.
2. This Service Schedule will have preference over the Owner's Manual and Warranty & Service Guide (Refer to updated date).
3. Refer to the Warranty and Service Guide for Severe Driving Conditions.
4. Consult the Owner/Customer prior to any additional work being carried out as an additional cost will be charged for items not covered under warranty.

**NOTE : APPLICABLE FOR 5,000 KM TO 100,000 KM OR
6 MONTHS TO 120 MONTHS SERVICE INTERVALS**

I = Inspection. After inspection clean and correct, or replace as necessary - R = Replace - L = Lubricate - A = Adjust

SERVICE INTERVAL EVERY (or months, whichever occurs first)		KMs (x 1000)		5	10	15	20	25	30	35	40	45	50	55	60	65	70	75	80	85	90	95	100	OK	NOT OK																										
		Months	6	12	18	24	30	36	42	48	54	60	66	72	78	84	90	96	102	108	114	120																													
STEERING	27	Steering wheel play and function																								I	I	I	I	I	I	I	I	I	I	I	I	I	I	I	I	I	I	I	I	I	I				
	28	Power steering fluid																								I	I	I	I	I	I	I	I	I	R	I	I	I	I	I	I	I	I	R	I	I	I	I			
	29	Steering rack and ball joint rubber boots																								I	I	I	I	I	I	I	I	I	I	I	I	I	I	I	I	I	I	I	I	I	I	I	I		
	30	Wheel alignment inspection (to be offered to customer)																								Recommended every service-cost for customer's account																									
PARKING BRAKE	31	Parking brake function - lever travel & ratchet for damage																								I	I	I	I	I	I	I	I	I	I	I	I	I	I	I	I	I	I	I	I	I	I	I	I		
	32	Parking brake cables for looseness or damage																								I	I	I	I	I	I	I	I	I	I	I	I	I	I	I	I	I	I	I	I	I	I	I	I		
CHASSIS & SUSPENSION	33	Suspension front & rear - strut rubbers,bushes,tie-rod ends & link arms																								I	I	I	I	I	I	I	I	I	I	I	I	I	I	I	I	I	I	I	I	I	I	I	I		
	34	Shock absorbers for leaks and looseness																								I	I	I	I	I	I	I	I	I	I	I	I	I	I	I	I	I	I	I	I	I	I	I	I		
	35	Leaf/coil springs for damage																								I	I	I	I	I	I	I	I	I	I	I	I	I	I	I	I	I	I	I	I	I	I	I	I		
	36	Cab mountings for looseness and damage																								I	I	I	I	I	I	I	I	I	I	I	I	I	I	I	I	I	I	I	I	I	I	I	I		
WHEELS	37	Tyre Pressure - Check and correct (incl. spare wheel)																								I	I	I	I	I	I	I	I	I	I	I	I	I	I	I	I	I	I	I	I	I	I	I	I		
	38	Inspect tyres & rims for damage (incl. spare wheel)																								I	I	I	I	I	I	I	I	I	I	I	I	I	I	I	I	I	I	I	I	I	I	I	I		
	39	Wheel bearing (front & rear) - Inspect for bearing play																								I	I	I	I	I	I	I	I	I	I	I	I	I	I	I	I	I	I	I	I	I	I	I	I		
	40	Rotate tyres & torque wheel nuts as per specification-Refer Bulletin GEN-2015-09																								T	T	T	T	T	T	T	T	T	T	T	T	T	T	T	T	T	T	T	T	T	T	T	T		
ELECTRICAL EQUIPMENT	41	Front wheel bearing grease and seal - Add 1.1 hrs																								I	I	I	I	I	I	I	I	I	I	R	I	I	I	I	I	I	I	I	I	I	I	R			
	42	Vehicle systems - Check all ECUs for DTCs & reset service interval*																								I	I	I	I	I	I	I	I	I	I	I	I	I	I	I	I	I	I	I	I	I	I	I			
	43	Starter and alternator function / output																								I	I	I	I	I	I	I	I	I	I	I	I	I	I	I	I	I	I	I	I	I	I	I			
	44	Battery electrolyte level and specific gravity*																								I	I	I	I	I	I	I	I	I	I	I	I	I	I	I	I	I	I	I	I	I	I	I			
	45	Check operation of all lights, hooter, instruments, a/c, radio, wiper blades & washers																								I	I	I	I	I	I	I	I	I	I	I	I	I	I	I	I	I	I	I	I	I	I	I			
	46	Remote key battery*																								I	I	I	R	I	I	I	R	I	I	I	R	I	I	I	R	I	I	I	R	I	I	I	R		
	47	Airbag system and Airbag warning light, visual inspection																								I	I	I	I	I	I	I	I	I	I	I	I	I	I	I	I	I	I	I	I	I	I	I			
BODY	48	Seatbelts function and damage																								I	I	I	I	I	I	I	I	I	I	I	I	I	I	I	I	I	I	I	I	I	I	I			
	49	Inspect chassis and body for corrosion - Complete Inspection Sheet																								Attach copy of Sheet to Job Card at every service interval																									
	50	Doors, bonnet, tailgate links, locks and door restraints to Check/Adjust/Clean/Lubricate																								I	I	I	L	I	I	I	L	I	I	I	L	I	I	I	L	I	I	I	L	I	I	L			
	51	Pollen filter*																								I	I	I	R	I	I	I	R	I	I	I	R	I	I	I	R	I	I	I	R	I	I	I	R		
SAFETY	52	Air conditioner drain pipe for drainage																								I	I	I	I	I	I	I	I	I	I	I	I	I	I	I	I	I	I	I	I	I	I	I			
	53	Check for open RECALLS or SERVICE CAMPAIGNS																								Attach copy of IVH to Job Card at every service interval																									
TESTING	54	Road Test																								I	I	I	I	I	I	I	I	I	I	I	I	I	I	I	I	I	I	I	I	I	I	I			

* where fitted
where grease nipples are fitted.

Customer Signature

Date

I was informed of the service cost & additional items that needs attention.

Attach one copy to Customer's Invoice

Attach one copy to Job Card

Technician Signature

I hereby confirm that all items have been checked and
and rectified where required.

Updated. Oct 2023
Document No.
CKD / ISUZU 2.5 Diesel



5,000 km or 6 Months Service Schedule

TF Series (RT) - 2.5L(4JA1) Diesel



PLEASE NOTE:

1. Refer to the Service Interval Guideline by Country for the correct Interval by kilometers or months, whichever occurs first.
2. This Service Schedule will have preference over the Owner's Manual and Warranty & Service Guide (Refer to updated date).
3. Refer to the Warranty and Service Guide for Severe Driving Conditions.
4. Consult the Owner/Customer prior to any additional work being carried out as an additional cost will be charged for items not covered under warranty.

**NOTE : APPLICABLE FOR 105,000 KM TO 180,000 KM OR
126 MONTHS TO 216 MONTHS SERVICE INTERVALS**

Job Card No.:	Date :	Model :
Customer Name:	VIN :	KM Reading:
Service Advisor :	Authorisation No:	Technician (Print) :

I = Inspection. After inspection clean and correct, or replace as necessary - R = Replace - L = Lubricate - A = Adjust

SERVICE INTERVAL EVERY (or months, whichever occurs first)		KMs (x 1000)																	OK	NOT OK
		105	110	115	120	125	130	135	140	145	150	155	160	165	170	175	180			
		Months	126	132	138	144	150	156	162	168	174	180	186	192	198	204	210	216		
		Labour hrs.	1,1	1,2	1,1	1,7	1,1	1,2	1,1	1,7	1,1	1,2	1,1	17,0	1,1	1,2	1,1	1,7		
ENGINE	1	Engine Oil and Filter	R	R	R	R	R	R	R	R	R	R	R	R	R	R	R	R		
	2	Fuel Filter																		
	3	Fuel sedimentor for presence of water	I	I	I	I	I	I	I	I	I	I	I	I	I	I	I	I		
	4	Fuel leakage at tank, cap and pipes	I	I	I	I	I	I	I	I	I	I	I	I	I	I	I	I		
	5	Air filter element (I & R) and all air cleaner hose fittings for tightness (I)	I	I	I	I	I	I	I	I	I	I	I	I	I	I	I	I		
	6	Valve Clearance	-	-	-	A	-	-	-	A	-	-	-	A	-	-	-	A		
	7	All engine drive belts for tension and damage and check pulley condition (replace if needed)	I	I	I	I	I	I	I	I	I	I	I	I	I	I	I	I		
	8	Run engine through operating range & check for excessive smoke	I	I	I	I	I	I	I	I	I	I	I	I	I	I	I	I		
	9	Coolant concentration (50 % glycol) - Add 0.3 hrs (Record coolant freezing point on the job card)	I	I	I	I	I	I	I	I	I	I	I	I	I	I	I	I		
	10	Coolant concentration (50 % glycol) - Add 0.3 hrs	I	I	I	I	I	I	I	I	I	R	I	I	I	I	I	I		
	11	Exhaust system for leaks and mountings for tightness or damage	I	I	I	I	I	I	I	I	I	I	I	I	I	I	I	I		
	12	All hoses & pipes in engine compartment for tightness or damage	I	I	I	I	I	I	I	I	I	I	I	I	I	I	I	I		
	13	Exhaust system & mountings & hoses & pipes in engine comp. for tightness or damage	I	I	I	I	I	I	I	I	I	I	I	I	I	I	I	I		
SERVICE BRAKE	14	Brake pedal function, travel and free play	I	I	I	I	I	I	I	I	I	I	I	I	I	I	I	I		
	15	Brake fluid level	I	I	I	I	I	I	I	I	I	I	I	I	I	I	I	I		
	16	Brake fluid - Add 0.3 hrs	I	I	I	R	I	I	I	R	I	I	I	R	I	I	I	R		
	17	Front disc brake pads & discs for wear (Record thickness size of pads & discs on the job card)	I	I	I	I	I	I	I	I	I	I	I	I	I	I	I	I		
	18	Rear brake linings & drums for wear (Record thickness size of shoes & drums on the job card)	I&A	I&A	I&A	I&A	I&A	I&A	I&A	I&A	I&A	I&A	I&A	I&A	I&A	I&A	I&A	I&A		
CLUTCH	19	Brake pipes & hoses for leaks, loose connections or damage	I	I	I	I	I	I	I	I	I	I	I	I	I	I	I	I		
	20	Clutch pedal function, travel and free play & fluid leaks	I	I	I	I	I	I	I	I	I	I	I	I	I	I	I	I		
	21	Clutch fluid level	I	I	I	I	I	I	I	I	I	I	I	I	I	I	I	I		
TRANS. & TRANSFER CASE	22	Clutch fluid - Add 0.1 hrs	I	I	I	R	I	I	I	R	I	I	I	R	I	I	I	R		
	23	Manual transmission fluid-add 0.3 hrs for replacement	I	I	I	I	I	R	I	I	I	I	I	I	I	R	I	I		
PROPSHAFT	24	Prop shaft mounting and universal joints& sliding sleeve for looseness and excessive wear	L	I	I	L	I	I	L	I	I	L	I	I	L	I	I	L		
FRONT/ REAR AXLE	25	Rear axle fluid (without limited slip diff) - add 0.3 hrs for replacement	I	I	I	I	I	I	I	I	I	I	R	I	I	I	I	I		
	26	All axle shafts and housing for distortion or damage	I	I	I	I	I	I	I	I	I	I	I	I	I	I	I	I		

CONTINUED....



5,000 km or 6 Months Service Schedule

TF Series (RT) - 2.5L(4JA1) Diesel



PLEASE NOTE:

1. Refer to the Service Interval Guideline by Country for the correct Interval by kilometers or months, whichever occurs first.
2. This Service Schedule will have preference over the Owner's Manual and Warranty & Service Guide (Refer to updated date).
3. Refer to the Warranty and Service Guide for Severe Driving Conditions.
4. Consult the Owner/Customer prior to any additional work being carried out as an additional cost will be charged for items not covered under warranty.

**NOTE : APPLICABLE FOR 105,000 KM TO 180,000 KM OR
126 MONTHS TO 216 MONTHS SERVICE INTERVALS**

I = Inspection. After inspection clean and correct, or replace as necessary - R = Replace - L = Lubricate - A = Adjust

SERVICE INTERVAL EVERY (or months, whichever occurs first)		KMs (x 1000)	105	110	115	120	125	130	135	140	145	150	155	160	165	170	175	180	OK	NOT OK	
		Months	126	132	138	144	150	156	162	168	174	180	186	192	198	204	210	216			
STEERING	27	Steering wheel play and function	I	I	I	I	I	I	I	I	I	I	I	I	I	I	I	I			
	28	Power steering fluid	I	I	I	R	I	I	I	I	I	I	I	R	I	I	I	I			
	29	Steering rack and ball joint rubber boots	I	I	I	I	I	I	I	I	I	I	I	I	I	I	I	I			
	30	Wheel alignment inspection (to be offered to customer)	Recommended every service-cost for customer's account																		
PARKING BRAKE	31	Parking brake function - lever travel & ratchet for damage	I	I	I	I	I	I	I	I	I	I	I	I	I	I	I	I			
	32	Parking brake	I	I	I	I	I	I	I	I	I	I	I	I	I	I	I	I			
CHASSIS & SUSPENSION	33	Suspension front & rear - strut rubbers,bushes,tie-rod ends & link arms	I	I	I	I	I	I	I	I	I	I	I	I	I	I	I	I			
	34	Shock absorbers for leaks and looseness	I	I	I	I	I	I	I	I	I	I	I	I	I	I	I	I			
	35	Leaf/coil springs for damage	I	I	I	I	I	I	I	I	I	I	I	I	I	I	I	I			
	36	Cab mountings for looseness and damage	I	I	I	I	I	I	I	I	I	I	I	I	I	I	I	I			
WHEELS	37	Tyre Pressure - Check and correct (incl. spare wheel)	I	I	I	I	I	I	I	I	I	I	I	I	I	I	I	I			
	38	Inspect tyres & rims for damage (incl. spare wheel)	I	I	I	I	I	I	I	I	I	I	I	I	I	I	I	I			
	39	Wheel bearing (front & rear) - Inspect for bearing play	I	I	I	I	I	I	I	I	I	I	I	I	I	I	I	I			
	40	Rotate tyres & torque wheel nuts as per specification-Refer Bulletin GEN-2015-09	T	T	T	T	T	T	T	T	T	T	T	T	T	T	T	T	T		
	41	Front wheel bearing grease and seal - Add 1.1 hrs	I	I	I	I	I	I	I	I	I	R	I	I	I	I	I	I			
ELECTRICAL EQUIPMENT	42	Vehicle systems - Check all ECUs for DTCs & reset service interval*	I	I	I	I	I	I	I	I	I	I	I	I	I	I	I	I			
	43	Starter and alternator function / output	I	I	I	I	I	I	I	I	I	I	I	I	I	I	I	I			
	44	Battery electrolyte level and specific gravity*	I	I	I	I	I	I	I	I	I	I	I	I	I	I	I	I			
	45	Check operation of all lights, hooter, instruments, a/c, radio, wiper blades & washers	I	I	I	I	I	I	I	I	I	I	I	I	I	I	I	I			
	46	Remote key battery*	I	I	I	R	I	I	I	R	I	I	I	R	I	I	I	R			
BODY	47	Airbag system and Airbag warning light, visual inspection	I	I	I	I	I	I	I	I	I	I	I	I	I	I	I	I			
	48	Seatbelts function and damage	I	I	I	I	I	I	I	I	I	I	I	I	I	I	I	I			
	49	Inspect chassis and body for corrosion - Complete Inspection Sheet	Attach copy of Sheet to Job Card at every service interval																		
	50	Doors, bonnet, tailgate links, locks and door restraints to Check/Adjust/Clean/Lubricate	I	I	I	I	I	I	I	I	I	I	I	I	I	I	I	I	I		
	51	Pollen filter*	I	I	I	R	I	I	I	R	I	I	I	R	I	I	I	R			
SAFETY TESTING	52	Air conditioner drain pipe	I	I	I	I	I	I	I	I	I	I	I	I	I	I	I	I			
	53	Check for open RECALLS or SERVICE CAMPAIGNS	Attach copy of IVH to Job Card at every service interval																		
	54	Road Test	I	I	I	I	I	I	I	I	I	I	I	I	I	I	I	I			

* where fitted
where grease nipples are fitted.

Customer Signature

Date

I was informed of the service cost & additional items that needs attention.
Attach one copy to Customer's Invoice
Attach one copy to Job Card

Technician Signature

I hereby confirm that all items have been checked and
and rectified where required.

Updated, Oct 2023
Document No.
CKD / ISUZU 2.5 Diesel

Corrosion Inspection Sheet
TF Series (RT) Single Cab



PLEASE NOTE: Copy to be attached to Job Card

Job Card No. Date: Model:

Customer Name: Km.: VIN :

Service Consultant name: Technician name:

Bodywork Inspection

Vehicle OK

Yes No

Vehicle Repaired

Yes No

Accident / Bodywork damage repaired to factory standard

Yes No

Comments

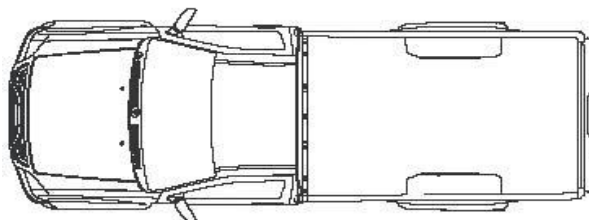
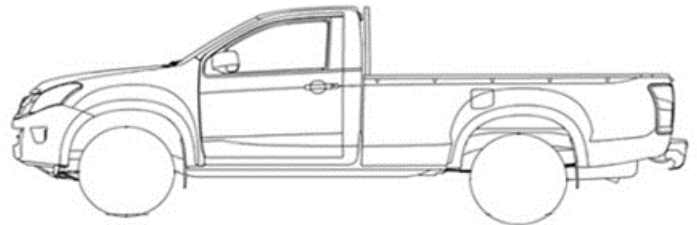
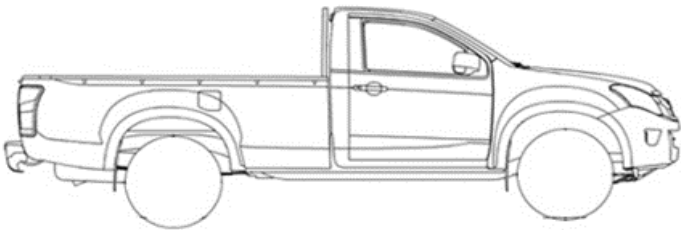
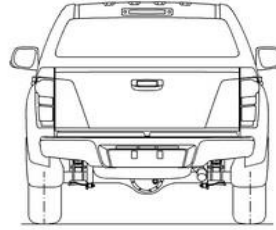
DEALER'S STAMP
 AND
 SIGNATURE

MARK TEST RESULTS USING RELEVANT SYMBOL

● STONE THROW ○ DENT / BUMP □ BODYWORK DAMAGE

+ SCRATCH # PAINTWORK DAMAGE ► SEAL UNDERBODY

THE DIAGRAM IS REPRESENTATIVE OF ALL MODEL SERIES



Corrosion Inspection Sheet
TF Series (RT) Extended Cab



PLEASE NOTE: Copy to be attached to Job Card

Job Card No. Date: Model:

Customer Name: Km.: VIN :

Service Consultant name: Technician name:

Bodywork Inspection

Vehicle OK

Yes No

Comments

Vehicle Repaired

Yes No

**Accident / Bodywork damage
 repaired to factory standard**

Yes No

DEALER'S STAMP

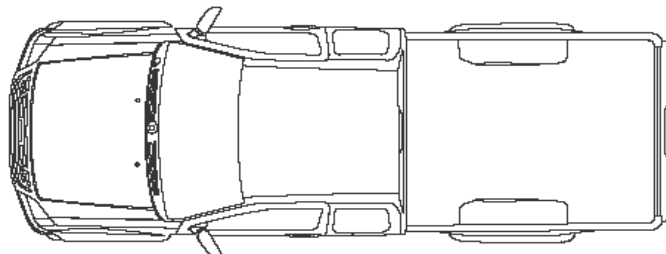


AND

SIGNATURE

MARK TEST RESULTS USING RELEVANT SYMBOL

- STONE THROW
- DENT / BUMP
- BODYWORK DAMAGE
- + SCRATCH
- # PAINTWORK DAMAGE
- ▶ SEAL UNDERBODY

THE DIAGRAM IS REPRESENTATIVE OF ALL MODEL SERIES



Corrosion Inspection Sheet
TF Series (RT) Double Cab



PLEASE NOTE: Copy to be attached to Job Card

Job Card No. Date: Model:

Customer Name: Km.: VIN :

Service Consultant name: Technician name:

Bodywork Inspection

Vehicle OK

Yes No

Vehicle Repaired

Yes No

Accident / Bodywork damage repaired to factory standard

Yes No

Comments

DEALER'S STAMP

AND

SIGNATURE

MARK TEST RESULTS USING RELEVANT SYMBOL

- STONE THROW
- DENT / BUMP
- BODYWORK DAMAGE
- + SCRATCH
- # PAINTWORK DAMAGE
- ▶ SEAL UNDERBODY

THE DIAGRAM IS REPRESENTATIVE OF ALL MODEL SERIES

