

Guidelines to CEST2021 participants

Dear friends,

CEST2021 Organizing Committee is looking forward to welcoming you to Athens or to the virtual conference.

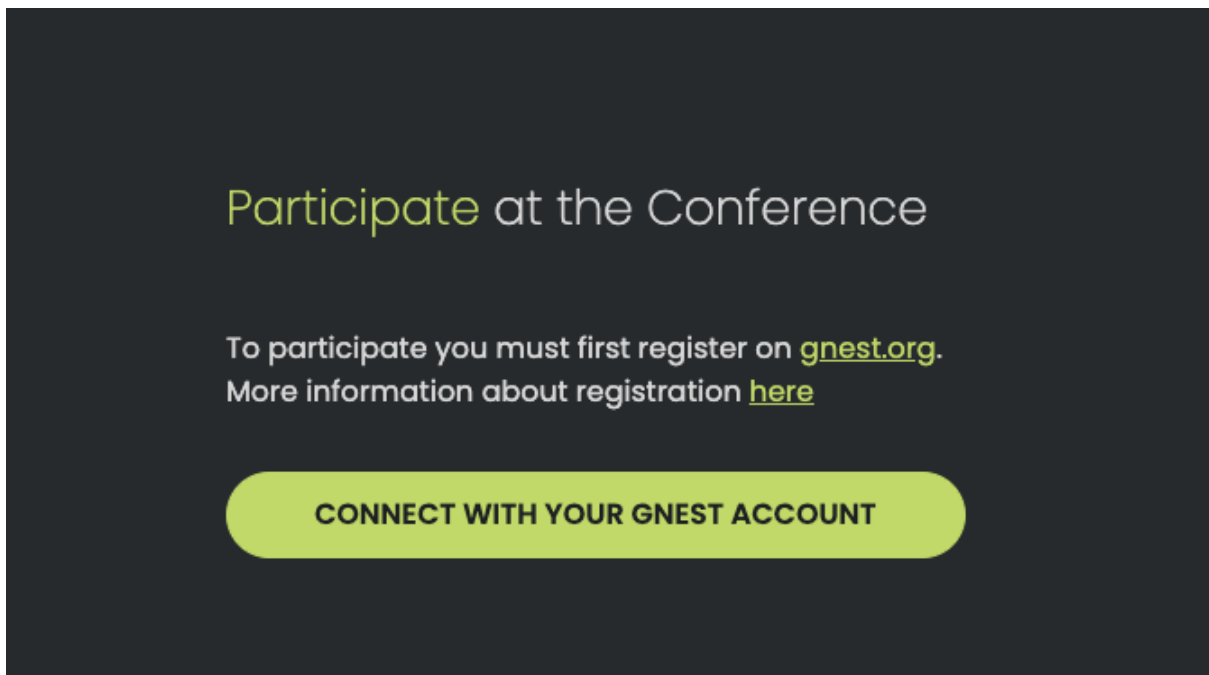
To facilitate your participation, we have developed a **new CEST2021 platform** that will support our hybrid event. <https://cest.gnest.org/>

Through our platform you will be able to:

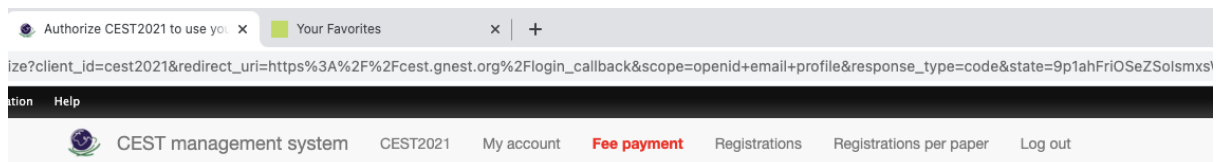
- find the programme for both physical (P) and virtual (V) presentations
- access all the abstracts
- select the presentations that you would like to follow (add to favorites)
- see all posters (e-posters)
- participate to all physical (live streaming for all sessions) and virtual rooms
- ask questions and make comments to speakers
- upload your material (presentations, e-posters and flash presentations)
- have physical access to the venue through personalized QR-code
- Update your profile and upload your picture
- receive critical information and announcements during CEST2021
- stay updated for all future events and news of Global NEST community

!!!! You need to VISIT <https://cest.gnest.org/> to participate at CEST2021 !!!

Registered GNEST users can only have access to the platform. Therefore, you will need to connect with your GNEST account (cms.gnest.org)



The platform will direct you to GNEST platform and authenticate your account after your authorization.



Editor Menu

- Manage Papers
- Conference Settings
- Manage Users
- Email Log (old)
- Orders overview

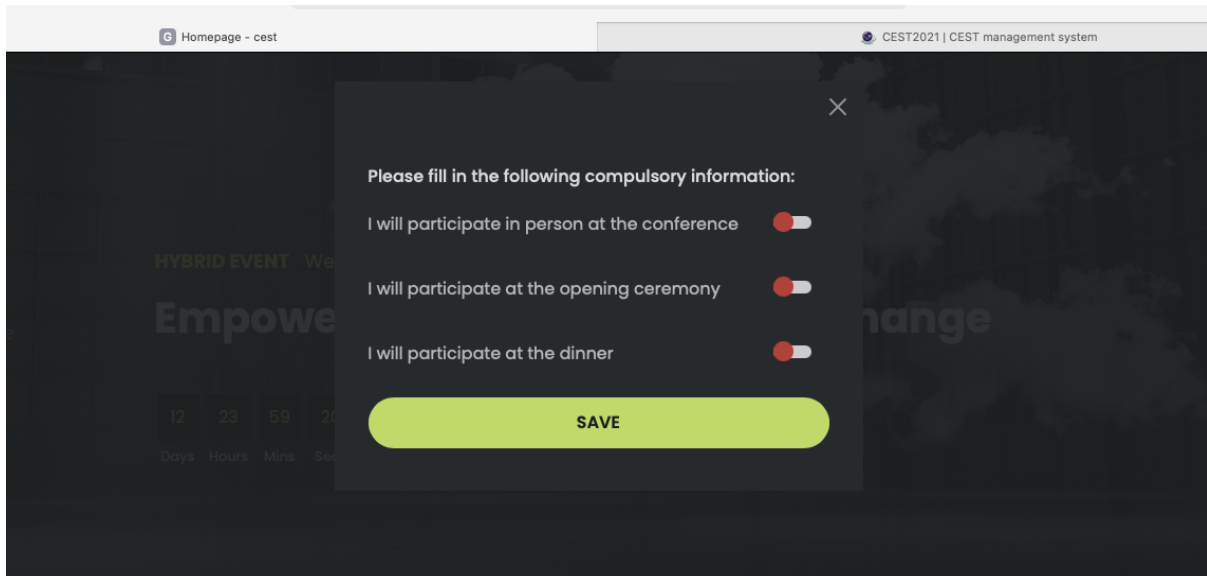
Associate Editor's Menu

Authorize CEST2021 to use your account?

This application will be able to:

- Know who you are on CEST management system
- View your email address.
- View basic information about your account.

Next and only the first time you access the platform we ask you to confirm your physical participation in Athens, as well as for the opening ceremony and the conference dinner.



The screenshot shows a web browser window with the address bar displaying 'Homepage - cest' and 'CEST2021 | CEST management system'. The main content area is a dark-themed modal window with a close button (X) in the top right corner. The modal contains the following text and form elements:

- Text: "Please fill in the following compulsory information:"
- Form 1: "I will participate in person at the conference" with a red toggle switch.
- Form 2: "I will participate at the opening ceremony" with a red toggle switch.
- Form 3: "I will participate at the dinner" with a red toggle switch.
- A large green "SAVE" button at the bottom.

In the background, there is a blurred image of a person with the text "HYBRID EVENT We Empower change" and a countdown timer showing "12 23 59 21" with labels "Days Hours Mins Sec".

This is very important in order to help us organise and plan CEST2021 event with all COVID-19 restrictions.

In case you have any problems don't hesitate to contact us at cest@gnest.org

Guidelines to presenters

Below you can find instructions on how to prepare your presentations. Please keep in mind that all requirements or limitations are necessary according to Greek legislation for the elimination of coronavirus spread. Make sure you follow the guidelines.

Oral Presentations

- All presentations (physical and virtual) need to be uploaded to CEST2021 platform <https://cest.gnest.org/my/sessions> by **25 August 2021**
- PowerPoint or PDF files are accepted
- Participants **are not allowed** to bring their presentation with a usb stick in the conference venue due to COVID restrictions

- Presentations will be uploaded by the CEST2021 organizing team in the corresponding rooms and sessions.
- Speakers will be given a presenter/ pointer - no access to laptop will be allowed
- Oral presentations will be given a 15-minute slot in the programme, (12 minutes presentation and 3 minutes questions from the audience).
- Power point template is available here
<https://cest.gnest.org/p/guidelines-to-authors>
- Zoom links will be provided in my Presentations page -
<https://cest.gnest.org/my/sessions> few days before the event.

FLASH presentations

Flash presentations (up to 5 slides including cover slide and acknowledgments) are introduced in order to enhance posters' visibility (in the related sessions) and motivate the delegates to visit and further discuss with the authors during the poster sessions. Papers selected for flash presentation will be given a **3 minutes slot** in the programme (no questions from the audience) and **will also have to prepare a poster for the poster session.**

Due to time restrictions as well as to reduce the number of speakers on the podium, all flash presentations will run with pre-recorded videos.

- Max 3 minutes pre-recorded videos **ONLY**.
- **mp4** or **mov** files are accepted.
- Authors can use applications like ZOOM to record their flash presentations
<https://support.zoom.us/hc/en-us/articles/201362473-Local-recording>
- flash videos need to be uploaded to the CEST2021 platform
<https://cest.gnest.org/my/sessions> until the **25 August 2021**
- Power point template is available here
<https://cest.gnest.org/p/guidelines-to-authors>

Posters

All posters will be included in the e-posters section of the platform in order to allow both virtual and physical presentation of posters.

- Posters need to be uploaded to CEST2021 platform <https://cest.gnest.org/my/sessions> until **25 August 2021**.
- All image types are accepted. You can easily create an image of your powerpoint poster by clicking save as.. In powerpoint and select type as jpg.
- Authors that will physically participate in CEST2021 can also print and bring their posters. A poster board will be available for each poster and authors will be responsible for mounting their posters the morning of their presentation.
- Please use the poster template – landscape 65x80 <https://cest.gnest.org/p/guidelines-to-authors>