

know your CONSTANT CURRENT fixture



This packing instruction only applies to Ljusdesign luminaires with Art nr: *-CCS/CCL/CCP/CCR/CCD/CCDL/CCDLA-*

Hello! And thanks for choosing our products! We hope that you will be inspired to make something beautiful!

Here's a friendly reminder on how to use it:

- **PLEASE ALWAYS** refer to the label affixed to the luminaire for the recommended operating current.
- **DO NOT** connect or disconnect fixtures under load.
- **WHEN** connecting multiple luminaires, they should be wired in series. Determine polarity: Negative (-) Black cable, Positive (+) Red cable.



WARNING! Switch off mains supply before connecting, removing or wiring fixtures.

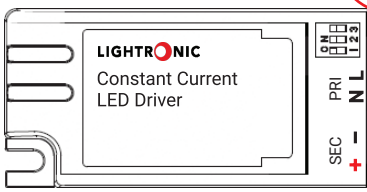
By following these advices we can together minimize the risks of LED damage. Thank you!

Luminaires are 100% tested OK before shipping

Wiring instructions for constant current

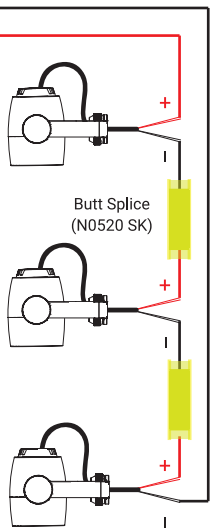


Please make sure you are disconnected from mains before continuing wiring.



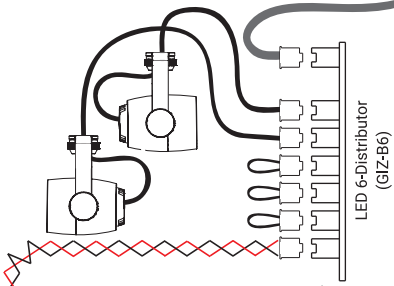
Manual wiring

When not using connectors, CC LEDs should be wired in series.



Connector wiring

Connect the luminaires to a Distribution Block. Any unused slots in the should be plugged with LED Terminator plug to complete circuit.



LED Profile wiring

Connect according to in / out principle. Always end with a LED Terminator.

