

# gizmo DOWNLIGHTS

Small, recessed and classy

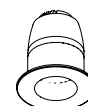
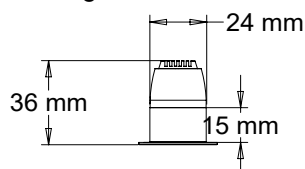


Standardized connectors for easy installation

Can be mounted on a pipe

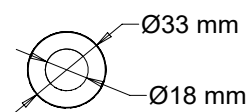
**Gizmo Downlights** can be used in many cases when lighting tracks are not a viable solution. Widely used as orientation lighting in museums, corridors or in private homes. As with all other Gizmo fixtures, the lenses can be changed.

## Downlight Fixed:

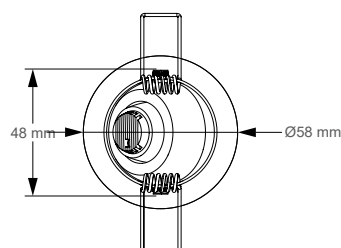
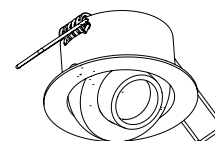
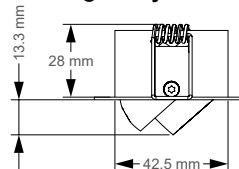


## TECHNICAL SPECIFICATION

Material	Aluminum
Finish	Grey (RAL 7040) Black (RAL 9005) White (RAL 9016) Brass
Protection class	IP20
Operating voltage	Vf=3V
Current	Max 700 mA
Power consumption	2,1W
Beam angle	Interchangeable lenses
Weight	40 g / 80 g



## Downlight Adjustable:





### GIZMO DOWNLIGHT FIXED

Comes with 1m cable

Operated by external LED driver, max 700 mA / 2W, Vf = 3V

2200K	GIZ22-CCDL-*	Gizmo CC/700mA Downlight Fix 2200K	190lm, CRI 80, Vf=3V, lins N, 1m cable
2700K	GIZ27-CCDL-*	Gizmo CC/700mA Downlight Fix 2700K	180lm, CRI 90, Vf=3V, lins N, 1m cable
3000K	GIZ30-CCDL-*	Gizmo CC/700mA Downlight Fix 3000K	190lm, CRI 90, Vf=3V, lins N, 1m cable
4000K	GIZ40-CCDL-*	Gizmo CC/700mA Downlight Fix 4000K	200lm, CRI 90, Vf=3V, lins N, 1m cable

\* 1: Grey  2: Black  3: White  4: Brass  5: Stainless



### GIZMO DOWNLIGHT ADJUSTABLE

Comes with 1m cable

Operated by external LED driver, max 700 mA / 2W, Vf = 3V

2200K	GIZ22-CCDLA-*	Gizmo CC/700mA Downlight adjustable 2200K	190lm, CRI 80, Vf=3V, lins N, 1m cable
2700K	GIZ27-CCDLA-*	Gizmo CC/700mA Downlight adjustable 2700K	180lm, CRI 90, Vf=3V, lins N, 1m cable
3000K	GIZ30-CCDLA-*	Gizmo CC/700mA Downlight adjustable 3000K	190lm, CRI 90, Vf=3V, lins N, 1m cable
4000K	GIZ40-CCDLA-*	Gizmo CC/700mA Downlight adjustable 4000K	200lm, CRI 90, Vf=3V, lins N, 1m cable

2: Black  3: White