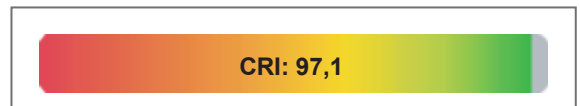


Neo Framer Wide 3000K 95 CRI @ 600 mA

Description

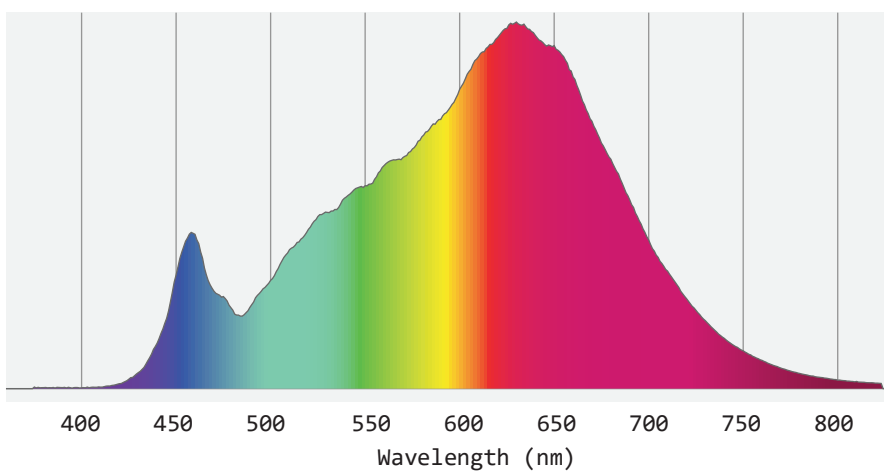
Applies to following luminaires:

- NEOFW30C-AH-*
- NEOFW30C-AHX-*
- NEOFW30C-AHD-*
- NEOFW30C-AHC-*
- NEOFW30C-CCS-*



Color fidelity TM-30-15 Rf	93,5
Color Gamut TM-30-15 Rg	100,4
Color quality scale CQS	93,3
Color diviation from black body Δuv	-0,0019
Red component CRI R9	83,4

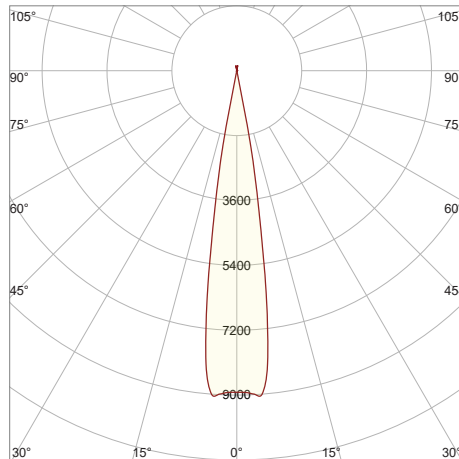
Light spectrum



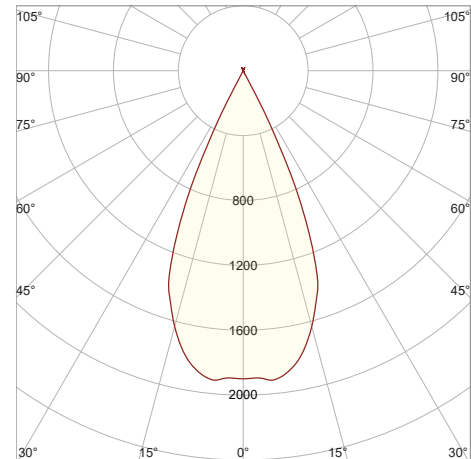
Cone Diagram

Cone diagram gives the lux output from different distances, with a specific beam angle.

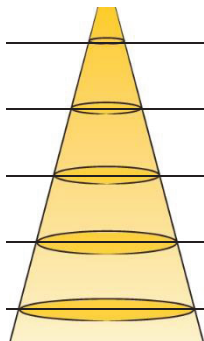
Narrowest Beam Angle



Widest Beam Angle



Cut off Angle			23,7°		Cut off Angle			57,6°	
Field angle 10%			22,7°		Field angle 10%			55,5°	
Beam angle 50%			17,2°		Beam angle 50%			45,8°	
Distance	∅	lux	∅	lux					
1	0,3	8928	0,8	1899					
2	0,6	2232	1,7	475					
3	0,9	992	2,5	211					
4	1,2	558	3,4	119					
5	1,5	357	4,2	76					
Lumen output: 684 lm			Light efficiency:		Lumen output: 908 lm				
Peak candela: 8994 cd					Light efficiency:				
					Peak candela: 1916 cd				

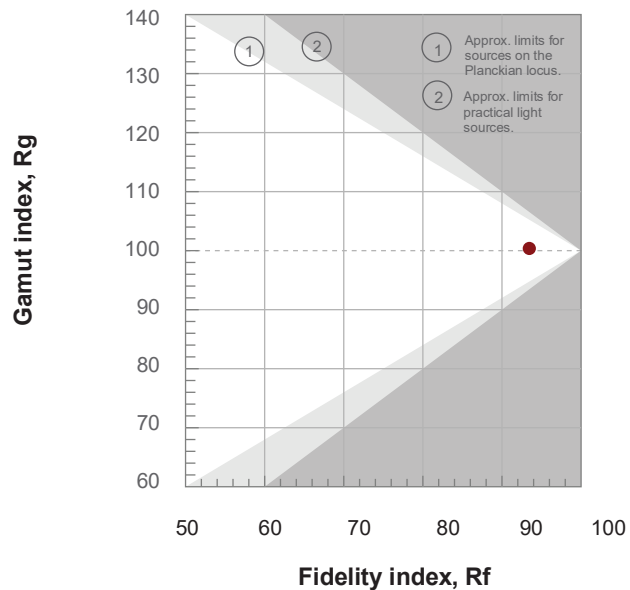
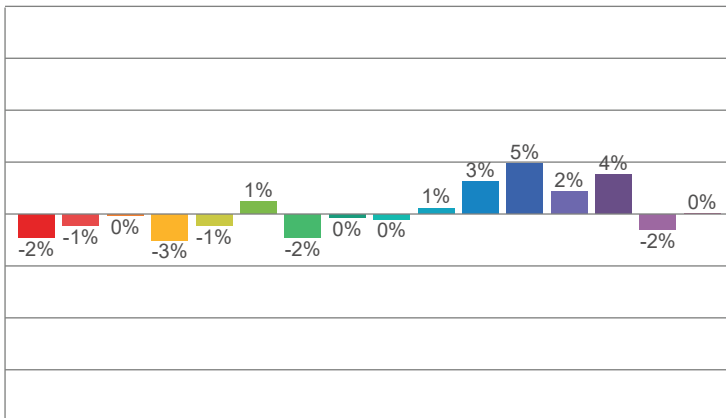


From the diagram above, at 23,7° you will note that at 2m distance from the luminaire you have a lux level of 2232 and the coverage area is 0,6 m/diameter.

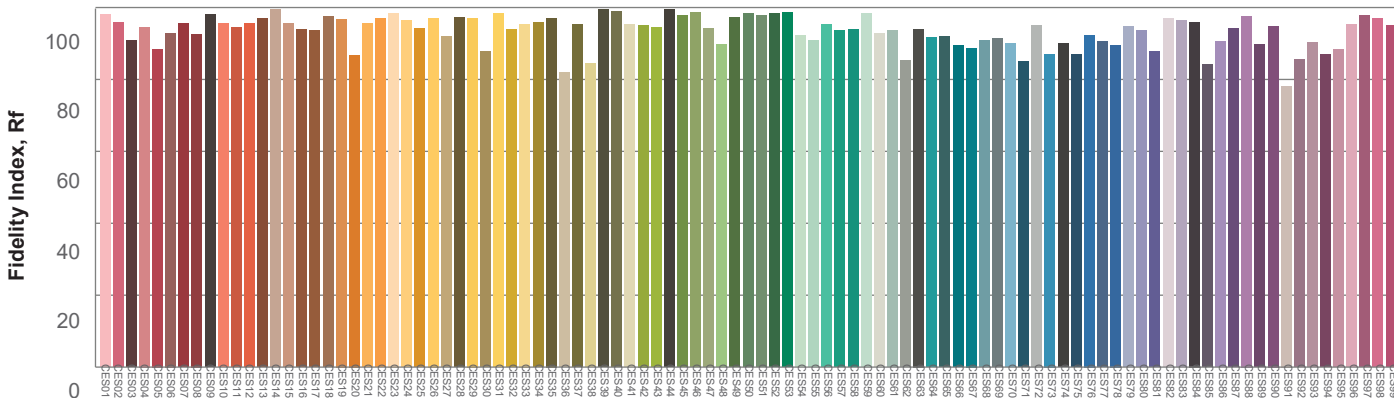
TM30 details

Rf 93,5
Fidelity index Rf

Rg 100,4
Gammut index Rg



Color Fidelity Sample

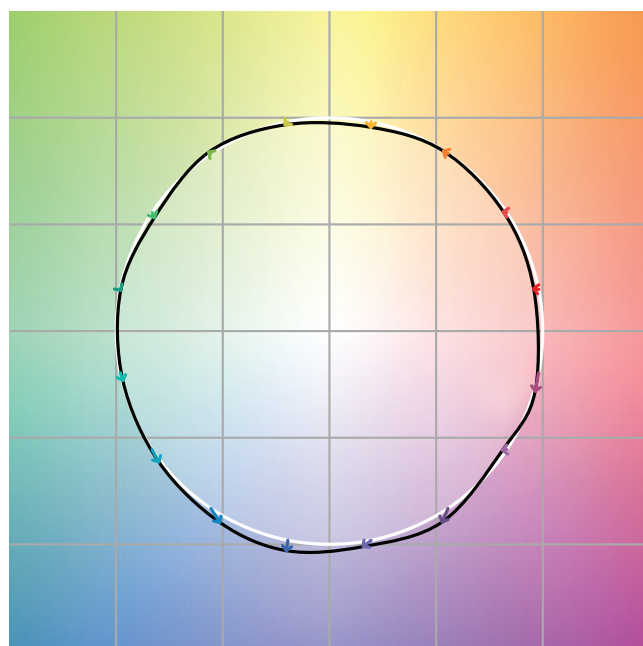


Color Distortion Graphic



Black areas within the white circle indicates desaturation.

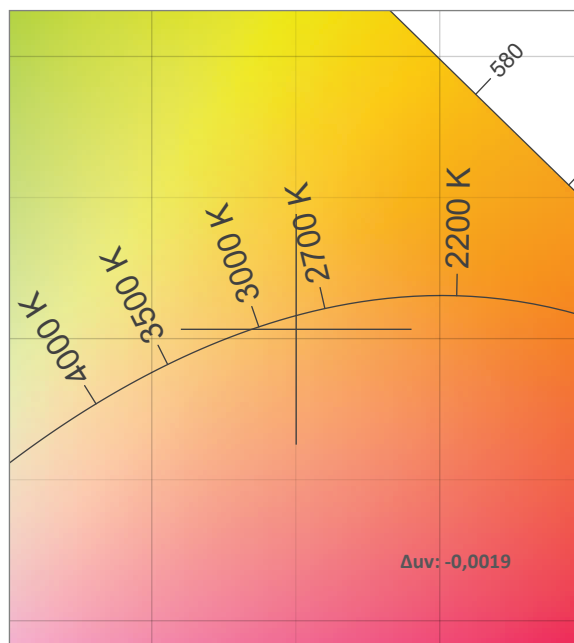
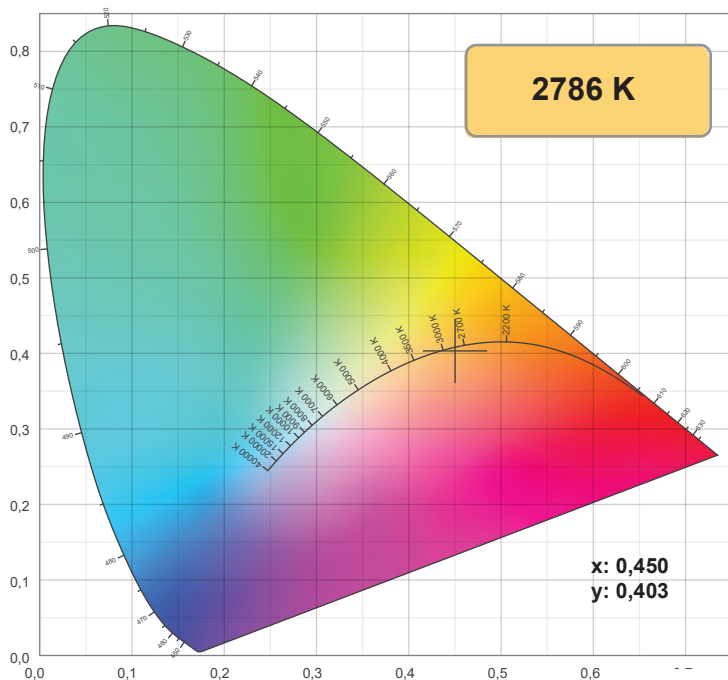
Color Vector Graphic



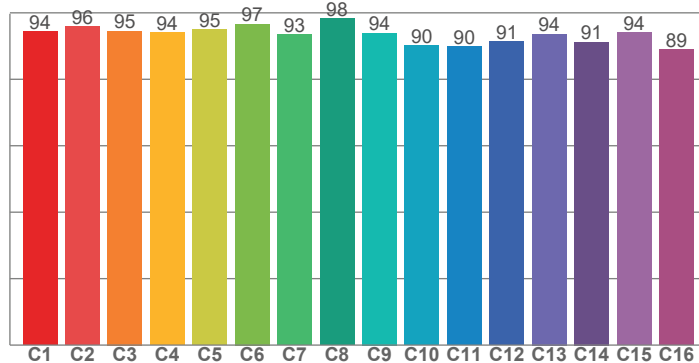
The arrows show how colors are distorted from their natural colors which lie on the white circle.

Color details

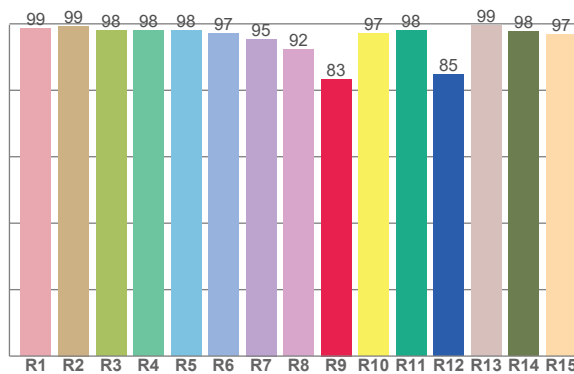
CIE 1931



TM30: 93,5



CRI: 97,1



CRI R values, only R1-R8 are used to calculate final CRI value

R1	R2	R3	R4	R5	R6	R7	R8	R9	R10	R11	R12	R13	R14	R15
98,7	99,3	98,0	97,9	98,0	97,0	95,5	92,2	83,4	97,2	97,9	84,6	99,4	97,8	96,7

TM30 C values, 16 binned values out of total of 99 C values

C1	C2	C3	C4	C5	C6	C7	C8	C9	C10	C11	C12	C13	C14	C15	C16
94,5	95,9	94,5	94,2	95,0	96,6	93,5	98,3	93,9	90,1	89,9	91,4	93,6	91,2	94,1	88,9

CQS Q values

Q1	Q2	Q3	Q4	Q5	Q6	Q7	Q8	Q9	Q10	Q11	Q12	Q13	Q14	Q15
92,5	95,9	90,4	89,9	93,0	95,6	92,3	93,6	97,5	95,1	94,8	94,8	95,0	93,3	93,1

CQS: 93,3

