



Fully adjustable door closer for aluminum storefronts and other medium traffic applications

1600

S E R I E S

ALUMINUM STOREFRONT
DOOR CLOSERS

Norton[®]

ASSA ABLOY

ASSA ABLOY, the global leader
in door opening solutions



The 1600 Series door closers offer proven quality, performance and reliability unmatched by the competition. A staple in the industry, these ANSI/BHMA Grade 1 closers are designed for exterior or interior doors. A full complement of regular and heavy-duty arms, brackets and options make the 1600 Series closers ideal for virtually any medium traffic, commercial application.




FEATURES

- » One-piece, heavy duty cast aluminum body
- » Adjustable 1-6 and fixed spring sizes 3 and 4 units available
- » Full complement of arms available as hold open or non- hold open
- » Maximum degree of swing is 180°, trim permitting
- » Tri-style® packaging: regular, top jamb or parallel mounting
- » Non-handed
- » 2-7/8" projection
- » Optional plastic cover
- » Corrosion resistant model (specify 1601SS)

BENEFITS

- » High strength aluminum alloy closer body provides for long life
- » Independent latch, sweep and backcheck intensity valves to ensure positive control
- » Broad variety of arms and applications for any environment
- » Quick adjust slide arm for easy installation and adjustment
- » Non-handed for installation on right- or left- hand swing door
- » Exceeds 25 million cycles (independently verified) for long life and fewer replacements
- » Longer life results in fewer replacements and less material used
- » Covered by Norton End-of-Life Recycling Program
- » 25-year limited warranty

CODE COMPLIANCE

- » ANSI/BHMA A156.4, Grade 1 certified 
- » UL / cUL listed for use on fire rated doors 
- » UL10C listed for positive pressure fire test
- » Meets requirements for Americans with Disabilities Act 

APPLICATIONS

- » Aluminum storefront and frames
- » Office doors
- » Storage closets
- » Utility rooms

RELIABLE

- » A high aluminum alloy body handles the rigors of interacting steel components and stringent operating conditions.
- » Robust arms are designed to withstand long-term abuse. A unique quick-adjust feature allows for easy installation and adjustment to fit changing environments.
- » A precision, machine-formed pinion design, coupled with crowned pinions for better teeth engagement, are vital to gain greater efficiency and longer life benefits.
- » NorGlide® door closer fluid contains lubricity and anti oxidation agents for optimum performance and efficiency. This fluid complements the interaction of the door closer's aluminum housing with its steel and zinc components, while maintaining stable viscosity to enable performance in temperatures ranging from extremely high to as low as -40° F.

SUSTAINABLE

- » An Environmental Product Declaration (EPD) is available for 1600 Series closers, reporting the environmental data of the product based on life cycle assessment (LCA) and other relevant information.
- » Norton's End-of-Life Recycling program provides free recycling and/or disposal of Norton products that have reached the end of their life cycle and are beyond the product's warranty period.
- » The 1600 Series is produced within a state-of-the-art manufacturing facility in Monroe, NC, audited by GreenCircle for sustainable manufacturing practices. Compared to a benchmark study of the same facility, the Monroe plant was verified to have made significant reductions in its carbon footprint, energy usage, water usage and waste to landfill.



COST OF OWNERSHIP

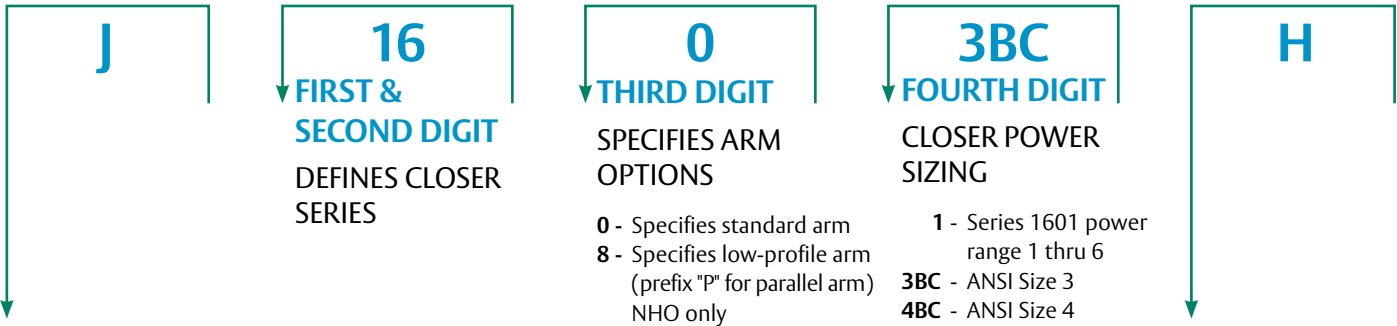
- » Norton 1600 Series closers exceed 25 million cycles (independently verified), proving product durability for a long life and fewer replacements down the road.
- » A limited 15-year warranty against defects and a limited lifetime warranty on the aluminum housing protects a facility's investment in a superior door closer with a proven history of durability.

FLEXIBLE

- » To properly fit the specific needs of each application, the 1600 Series adjustable size 1-6 closers offer a wide variety of options and specials, including more than 18 arm configurations; painted, plated and custom finishes; special drop plates and brackets, and more.
- » The 1600 Series closers are non-handed and can be installed on either right- or left- hand swing doors.
- » Options for special harsh or abusive environments, include the 1601SS corrosive resistant closer and a molded cover of high impact, UL-listed material.

HOW TO ORDER

For optimum protection of door and frame assemblies, always use auxiliary wall, floor, or overhead door stop.



PREFIXES

- No Prefix** } 1600BC series designates Tri-Style®, sized 1601 series designates Tri-Style®, multi-sized closer
- J** - Top jamb installation – reveals in excess of 2-3/4 to 7"
 - P** - 1600BC parallel arm units requiring specialty brackets
 - 1601 parallel arm units requiring specialty brackets
 - 1680BC low-profile closer
 - 1601SS corrosion-resistant closer – not Tri style
 - PR** - Parallel Rigid arm (parallel arm only) – specify hand for hold open functions
 - CLP** - CloserPlus® arm (parallel arm only)
 - CPS** - CloserPlus Spring™ arm (parallel arm only)
 - UNI** - Unicontrol® arm (parallel arm only - specify door width)
 - UNIJ** - Unicontrol arm (top jamb only - specify frame reveal)
 - CA** - Cushion stop arm

FIFTH DIGIT

- NONE** - Non-hold open arm function
- H** - Hold open arm function (specify hand when "PR" prefix is ordered)
- SS** - Series 1601 only Corrosion-resistant closer Not Tri-Style Available with non-hold open adjustable arm only; for regular arm, top jamb "J" prefix or parallel arm "P" prefix
- T** - Thumbturn hold open on CloserPlus® (CLP) and CloserPlus Spring™ (CPS) arms
- P** - Cover

FINISHES

Norton offers waterborne acrylic, polyester powder coat and plated finishes. Custom finishes are available on special order. A sample and approval is required.

Waterborne acrylic and polyester powder coat will withstand 100 hours of salt spray (ANSI requires 25 hours).

ANSI/BHMA	Description
600*	Prime Coat
605^	Bright Brass
606^	Satin Brass
611^	Bright Bronze
612^	Satin Bronze
613E	Dark Oxidized Satin Bronze - Equivalent
619^	Satin Nickel
625^	Bright Chrome

ANSI/BHMA	Description
626^	Satin Chrome
689	Aluminum
690	Statuary Bronze
691	Dull Bronze
693	Black
694	Medium Bronze Painted
696	Satin Brass Painted
N/A	556 White

*600 is a special rust-inhibiting prime coat. Closers can be ordered prime coat only (specify closer x 600). An additional charge applies if finish coat is required over prime coat.

^ Available on arms only.



ASSA ABLOY is the global leader in door opening solutions, dedicated to satisfying end-user needs for security, safety and convenience

Since 1880, Norton door controls have been an integral part of schools, hospitals and businesses around the globe. When you need products and people that perform at the highest level, rely on Norton – From Open to Close.

Norton Door Controls | www.nortondoortcontrols.com

3000 Highway 74 East | Monroe, NC 28112 | Tel: 1-877-974-2255 | Fax: 1-800-338-0965

ASSA ABLOY Door Security Solutions Canada | www.assaabloy.ca

160 Four Valley Drive | Vaughan, Ontario, L4K 4T9 Canada | Tel: 800-461-3007 | Fax: 1-905-738-2478

Norton is a brand associated with Yale Security Inc., an ASSA ABLOY Group company. Copyright © 2012–2017, Yale Security Inc. All rights reserved. Reproduction in whole or in part without the express written permission of Yale Security Inc. is prohibited.