

Product Bulletin

Brand/product:	Schlage Commercial Mechanical
Date:	October 16, 2023
Subject:	October 2023 Price Book Updates

Schlage ALX Series Cylindrical Levered Lock

Page 47: Updates to available finishes for cylinder kit/bulk pack option

Schlage ND Series Cylindrical Levered Lock

Pages 58-61: Removed ANSI function from ND25. Removed instruction rose availability from ND53, ND72, and ND92 functions. Added instruction rose availability to ND75, ND78, ND93, ND95, and ND98 functions.

Page 62: Rhodes Indicator Rose renamed Rhodes Instruction Rose. Omega Indicator Rose renamed Omega Instruction Rose.

Page 71: Door dimensions note added, "All ND45 extended chassis available through RFQ only."

Page 75: Indicator Rose section renamed Instruction Rose section

Page 83: Updates to Roses section, Instruction Rose part numbers

Page 86: Various updates to Keycam Assemblies descriptions

Page 87: Update to part number N523-067 description

Page 89: Part number N523-022 added to Tailpieces

Schlage L9000 Mortise Lock

Page 144: Updates to How to Order – Strike section

Page 145: Cylinder Adjustments and Style Options added to table of contents

Page 147: Indicator icon removed from L/LV9040 with XL11-446 function

Page 148: Updates to L0170 and L0172 function notes

Page 150: Removed LV9465 and LV9473 from functions. Indicator icon added to L/LV9456, L/LV9456 with XL13-439.

Page 151: Updates to function names for L/LV9485, L/LV9485 with XL13-439, L/LV9486, L/LV9486 with XL13-439. Updates to function notes for L/LV9486, L/LV9486 with XL13-439, and L9485 with XL1-557.

Page 152: Removed LV9466 from functions

Page 155: Re-added LMV9350, LMV9370, LMV9371, and LM/LMV9380 to functions

Page 159: Hanging required for ME1, ME2 lever styles

Pages 166-176: Added note to various functions regarding sold separate lock chassis availability. Updates to various function descriptions. Hanging required for M85 lever style.

Page 177: L9463 and L9463 with XB11-720 added to L9000 Series Deadbolts – Escutcheon Trim

Page 178: Added note to various functions regarding sold separate lock chassis availability. Hanging required for M85 lever style.

Page 181: Description updated for L9485 ligature resistant function

Schlage L9000 Mortise Locks

Pages 182-183: Handing required for M85 lever style

Page 184: Updates to various cylinder descriptions

Page 188: Updates on 10-072 strike usage with HSLR/SL1/SK1 trim

Pages 204-205: Updates to price adjustments for Locks Components. Added section for Locks with Ligature Resistant Trim Less Lock Case (Trim Kits).

Page 209: Handing required for M85 lever style

Page 215: Updates to 10-091 strike description

Page 222: Added L9040 x XL11-446 and L9412 x XL11-907 to Non-Keyed Lock Cases. Removed L9460 x XL11-886, L9462 x XL11-886, L9464 x XL11-886, and L9460 x XL11-635 from Keyed with Deadbolt Lock Cases.

Page 223: Updates to function descriptions for L9485, L9485 with XL13-439, L9486, and L9486 with XL13-439. Added LV9040 x XL11-446 to Vandlgard® Non-Keyed Lock Cases.

Page 224: Updates to function descriptions for LV9485, LV9485 with XL13-439, LV9486, and LV9486 with XL13-439

Page 229: Updates to K110-020 list pricing under Screw Packs

Schlage S Series Tubular Levered Lock

Page 323: Updates to S51 function description

Schlage HL6/PL7/PL8 Series Hospital Latch

Page 336: Updates to How to Order section

Page 339: Updates to function names for HL6-9485, HL6-9486

Page 340: Added note regarding split finishes and design prices

Page 341: Updates to function names for HL6-9485, HL6-9486. Note added about split finishes. Updated note regarding allowable positions for functions with thumbturns. New section created for HL6-9000RK and HL6-9000RK-95.

Page 348: Removed part number 800126 from Screw Packs. List pricing updated for K110-020.

Schlage Cylinders/Key Systems

Page 374: Updates to part number descriptions for 30-022 and 30-005

Pages 381-382: Updates to part number descriptions for 30-120, 30-121, 30-010, and 30-140

Page 397: Updates to part number descriptions for 35-077, 35-079, 48-077, and 48-079. Note added for keys ordered in L or Y sections. Access bow note removed.

Pages 398-400: Updates to part number descriptions for 49-077, 49-079, 35-016, 48-016, 49-016, 35-267, 48-267, 49-267, 49-080, and 49-081

Page 404: Updates to part number descriptions for K510-045 and K510-434

Page 405: Silver Pins section title updated

Page 406: Description updated for part number 90-201-5-7-9

Page 407: Updates to part number descriptions for 33-216 and 33-235

Page 408: Description updated for part number 33-133

Page 409: Updates to part number descriptions for B220-117, B220-282, and B220-284

Page 410: Hotel Function Indicator Pins section renamed to Faculty Restroom/Hotel Function Indicator Pins, Etc. Description updated for part number C503-767.

Page 411: Part numbers KZ32DA0, KZ33DC0, KZ34CA0, KZ34ED0, KZ34DA0, KZ38BA1, and KZ38BA2 removed from Miscellaneous Parts section



Pages 417-418: Blocking and Compression Rings section expanded to include blocking ring dimensions

Page 422: Updates to part number descriptions for L583-691 and 47285675



Price book 13

Effective February 25, 2023 • Rev. 10/23





Customer Care

Our Customer Care Representatives are available for questions or assistance.

877-671-7011

Customer service

☎ Press **1**
✉ support@allegion.com

Technical support

☎ Press **2**
✉ Mechanical_Locks_TechProdSupport@allegion.com

For new projects or to locate an authorized distributor

☎ Press **3**

Request for quote

Carolinas

(North Carolina, South Carolina, Virginia)
Carolinas.Quotes@allegion.com

Central

(Illinois, Iowa, Kansas, Missouri, Nebraska)
Central.Quotes@allegion.com

Chicago

(Northern Illinois, Wisconsin)
Chicago.Quotes@allegion.com

Florida

Florida.Quotes@allegion.com

Metro New York

(Metro New York, Northern New Jersey)
Metro.Quotes@allegion.com

Michigan

Michigan.Quotes@allegion.com

Mid Atlantic North

(New York, Western Pennsylvania)
Mid.Atlantic.North.Quotes@allegion.com

Mid Atlantic South

(Delaware, Eastern Pennsylvania, Maryland, Northern Virginia, Southern New Jersey, Washington DC)
Mid.Atlantic.South.Quotes@allegion.com

Midwest

(Indiana, Kentucky, Ohio, West Virginia)
Midwest.Quotes@allegion.com

Mountain States

(Colorado, Idaho, Montana, Nevada, Utah, Wyoming)
Mtn.States.Quotes@allegion.com

New England

(Connecticut, Maine, Massachusetts, New Hampshire, Rhode Island, Vermont)
NewEngland.Quotes@allegion.com

North Central

(Minnesota, North Dakota, South Dakota)
NorthCentral.Quotes@allegion.com

Northern California

NoCal.Quotes@allegion.com

Northwest

(Alaska, Oregon, Washington)
Northwest.Quotes@allegion.com

South

(Alabama, Georgia, Louisiana, Mississippi, Tennessee)
South.Quotes@allegion.com

Southern California

(Southern California, Hawaii)
SoCal.Quotes@allegion.com

Southwest

(Arizona, New Mexico)
Southwest.Quotes@allegion.com

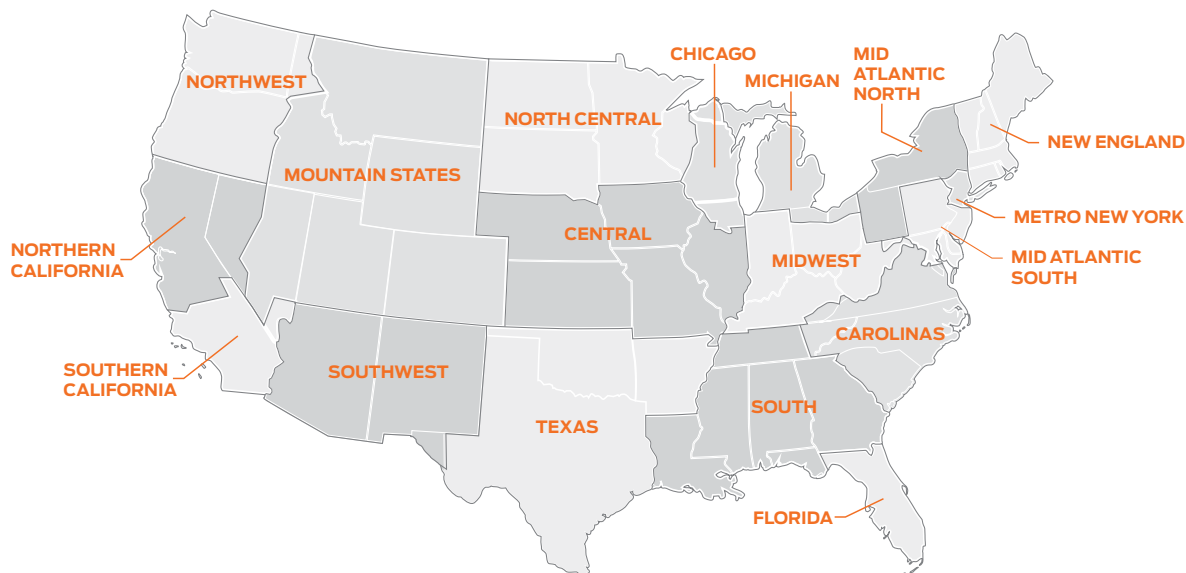
Texas

(Arkansas, Texas, Oklahoma)
Texas.Quotes@allegion.com

Administrative offices

Allegion administrative office

11819 N. Pennsylvania St.
Carmel, IN 46032
allegion.com/us





Contents

Doing business with Allegion	4
A Series Overview	7
A Series Functions.....	11
A Series Styles	12
A Series Configure a product.....	15
A Series Parts.....	22
ALX Series Overview.....	29
ALX Series Functions.....	33
ALX Series Styles	34
ALX Series Configure a product	37
ALX Series Kits.....	45
ALX Series Parts.....	48
ND Series Overview.....	55
ND Series Functions.....	58
ND Series Styles	62
ND Series Configure a product	65
ND Series School upgrade kits	79
ND Series Parts.....	81
B250 Series Overview	91
B250 Series Functions	94
B250 Series Styles.....	95
B250 Series Configure a product.....	97
B250 Series Parts	103
B500 Series Overview.....	107
B500 Series Functions.....	110
B500 Series Styles	111
B500 Series Configure a product	113
B500 Series Parts.....	120
B600, B700, B800 Series Overview.....	125
B600, B700, B800 Series Functions.....	128
B600, B700, B800 Series Styles.....	129
B600, B700, B800 Series Configure a product	131
B600, B700, B800 Series Parts.....	138
L Series Overview.....	143
L Series Functions.....	146
L Series Styles.....	156
L Series Configure a product	165
L Series Distributor Pack program.....	207
L Series Parts.....	212
LM9200 Series Overview.....	231
LM9200 Series Functions.....	234
LM9200 Series Styles	236
LM9200 Series Configure a product.....	244
LM9200 Series Parts.....	258
CS210 Series Overview	267
CS210 Series Functions	270
CS210 Series Styles.....	271
CS210 Series Configure a product	274
CS210 Series Parts	281
S200 Series Overview.....	285
S200 Series Functions.....	289
S200 Series Styles	290
S200 Series Configure a product	293
S200 Series Parts.....	300
LT Series Overview	305
LT Series Functions	308
LT Series Style.....	309
LT Series Configure a product.....	313
LT Series Parts	317
S Series Overview	319
S Series Functions.....	322
S Series Styles	323
S Series Configure a product.....	325
S Series Parts.....	332
HL Series Overview	335
HL Series Functions	338
HL Series Configure a lock	340
HL Series Parts	344
Portable security Overview.....	349
Cylinders	361
Keys	397
Cylinder parts	404
Keys and keying.....	420
CL Series Overview.....	431
CL Series Complete lock.....	434
CL Series Parts.....	438
Tools and kits.....	439
Merchandising Aids	449
Forms.....	450

Policies and documents

The purchase of Allegion products is governed by the Allegion Authorized Seller Program. For program terms and conditions, and other program details, please visit: www.allegion.com/AuthorizedSeller.

For Warranty information, visit us.allegion.com/warranty or contact Customer Service at 877-671-7011.

Keyway definitions

Open keyways

Everest and Everest 29 Open (C and S Key Sections)

Everest and Everest 29 Open (C & S keyways) include non-Primus products with Everest C and Everest 29 S keyways and key sections. Schlage only sells Everest and Everest 29 Open products to commercial security professionals. Commercial security professionals purchasing Everest and Everest 29 Open products from Schlage are permitted to stock and to originate or duplicate keys without signature verification.

Purchasers of Everest and Everest 29 open (C & S) are permitted to resell the products in accordance with their distribution agreement to end users and to other commercial security dealers who have a professional locksmith on staff but are expressly prohibited from selling to:

- i) Any residential retail outlet.
- ii) Any individual or entity purchasing or selling products through any method of auction.

Standard Classic (Obverse) Key Sections- no restriction

Standard keyways are Classic (Obverse) C, CE, E, EF, F, FG, G, H, J, K, L.

Restricted keyways

Everest B, Everest 29 R

All Everest and Everest 29 SFIC (B and R Families) keyways are restricted.

Everest D, Everest 29 T

All Everest D and Everest 29 T keyways are restricted.

Quad, Numbered ("Paracentric") and Reverse Keyway Family Policy


These keyway families do not require a letter of authorization from the end-user and not available for new master key systems. Orders can be submitted for plugs, 0-bitted and 1-bitted, master keyed, and key blanks; keyed random is not available.

You can **configure and price a full range of products** using the tables and rules shown in this book.

The simplified structure of pricing and product data in this book creates an easier configuration experience and a quicker update process for future price increases. Pricing logic used in this format makes the product and price easier to understand and has enabled Allegion to provide customers with a **digital data set of pricing, available for download at <http://360portal.allegion.com>**.

As a result, the **How to Order formats have been updated to match the Allegion Catalog Nomenclature (ACN) logic**. ACNs are descriptive, unique identifiers that set standards on how to order products and require default, consistent naming conventions for all product attributes across Allegion brands.

For more information about ACNs, please visit us.allegion.com/acnsupport or email ACNHelp@allegion.com.



ONLINE ORDERING IS AVAILABLE THROUGH ESTIMATE TO ORDER (ETO)

Visit <http://360portal.allegion.com> to get started or email online.ordering.access@allegion.com to sign up.

ETO offers much more than placing online orders including:

- Net price and list price are both displayed based on your buying program.
- Configure products, build hardware sets and place an order, or you can export to Excel.
- Build a dynamic cross-reference between your part numbers and Allegion part numbers. Any time a description, price or other product data is changed, your cross-reference will automatically be updated.
- Request a quote or quote revision directly from an estimate

Visit <http://360portal.allegion.com> to get started or email online.ordering.access@allegion.com to sign up.

To learn more about how ETO works and its features, visit: us.allegion.com/ETOdirect.

Traditional ordering methods:

Email: allegion_orders@allegion.com

Fax: 1-800-248-1460

When using traditional ordering methods, list the product attributes in the order outlined in this price book, which follow the ACN format guidelines.

Ordering and forms

	ORDERING OPTIONS	FORM NAME AND NUMBER	NOTES
COMMERCIAL PRODUCTS *	1. Standard Orders These orders are for the comprehensive listing of the current product offering shown in this price book.	Your Purchase Order See information required on your order in withing each product section.	All orders will be processed based on normal factory lead times. An anticipated ship date will be included with each order acknowledgment.
	2. Schlage Innovation Center Orders (RFQ) These orders are for Request For Quote (RFQ) orders which are not covered in the price book and are subject to longer lead times. These orders may not be combined with any Master Keyed or Non-Master Keyed products. Use this process for custom logo requests.	Schlage Innovations Center Product Request Form See the "Innovation Center Product Request Process" on Page 6.	These products are not in the price book and must be requested for consideration. Instructions are included in the Innovations Center Product Request Process in this section.
	3. FastTrack Orders These orders are for products in the FastTrack price book and qualify for expedited order processing. This program includes Schlage and Allegion brand products. Please consult your sales representative for FastTrack program availability in your area.	Refer to FastTrack price book.	See current FastTrack price book. Phone number 1-877-671-7011 or fax number 1-800-288-4242.
KEYS	1. Master Keyed Orders These orders are subject to standard lead time and process. Please attach the necessary forms if a restricted key system or Primus order.	Master Keyed Order Form ms-i100.01 Rev. 3/14 ms-i100.02 Rev. 3/14 ms-i150 Rev. 3/14	Use of order forms other than Schlage order forms can result in an increased lead time. An anticipated ship date will be included with each order acknowledgment.
	2. Non-Master Keyed Orders These orders are subject to standard lead time and process. If you are ordering a restricted key system or Primus order, please attach the necessary forms.	Non-Master Keyed Order Form ms-i250 Rev. 3/14 ms-i300 Rev. 3/14	Use of order forms other than Schlage order forms can result in an increased lead time.
	3. Primus Face Sheet Original signed form must accompany any Primus or Primus XP level 3, 4, or 9 order.	Primus Face Sheet ms-e120 Rev. 3/14	Must submit original forms, copies are not accepted.
	4. Primus Signature Card Original signed form must accompany any NEW Primus or Primus XP level 3, 4, or 9 order.	Primus Signature Form ms-e130 Rev. 03/14	Please make sure the form identifies the key system as NEW or EXISTING If removable cores, make sure control keys are ordered. Do not forget to mark the type of keys, stamping information, etc.
	5. Key System Summary Please fill in all appropriate fields. Contact your local RSO sales office for help.	Key System Summary ms-i200 Rev. 3/14 All 4 Pages	All orders will be processed based on normal factory lead times. An anticipated ship date will be included with each order acknowledgment.
RESIDENTIAL	1. Standard Order Plan All residential Schlage, and Dexter by Schlage products currently listed in this price book.	Your Purchase Order See information required on your order in "Forms & Examples" price book tab.	All orders will be processed based on normal factory lead times. An anticipated ship date will be included with each order acknowledgment.

STANDARD PRODUCTS

In each tabbed section of this Price Book you will find a comprehensive listing of our current offering per product series. Products should be ordered via the traditional method by designating the product, design, finish, handing, and options for each line item (refer to “How to Order” in the Forms & Examples section of the price book). All orders will be processed based on normal factory lead times. These lead times vary throughout the year and are affected by production volumes, supplier schedules and quantity demands. An anticipated ship date will be included with each order acknowledgment.

Some of the products listed in these sections require extended lead times. You will find the hourglass symbol (⌚) associated with products that require extended lead times so that you are aware of this condition prior to placing your order. Products included in this classification are those items that represent a unique combination of product attributes (i.e. finish, trim, function, etc.) that typically require additional manufacturing care and attention. Products marked “⌚” will routinely exceed normal factory lead times and anticipated ship dates will be indicated with each order acknowledgment.

SCHLAGE INNOVATION CENTER CUSTOM SPECIAL PRODUCT PROCESS

Custom products are those not in the price book and must be formally requested as defined below.

What is a Custom Lock?

- Products which at one time were offered for sale by Schlage but are no longer available in the current price book.
- Finishes not listed as standard for a product in the price book.
- “True” custom products, which are new variations on current or past products.
- Custom key and padlock logo requests.

How to Request a Quote for a Custom Lock

- Custom lock products can only be ordered by and shipped to current Allegion Channel Partners
- Obtain the Request for Quote form for specials, RFQ, by:
 - Searching Knowledge Center tool at <http://kc.allegion.com/> for; “How to submit a request for a Schlage special?”
 - Searching us.allegion.com for; “How to submit a request for a Schlage special?”
 - Contact Schlage Product Support at 877-671-7011, option 2, option 1
 - Sending an email request to Mechanical_Locks_TechProdSupport@allegion.com
- Send the completed RFQ form to Mechanical_Locks_TechProdSupport@allegion.com
- Upon receipt Schlage will assign an RFQ#, review, and clarify the request as needed
- Within 5-working days your request will be either denied or approved
 - If approved, Schlage will provide and communicate the RFQ#, NET pricing, and lead time
 - If denied you will be notified with an explanation
- The RFQ# is valid for up to 6 months, once expired the request must be requested

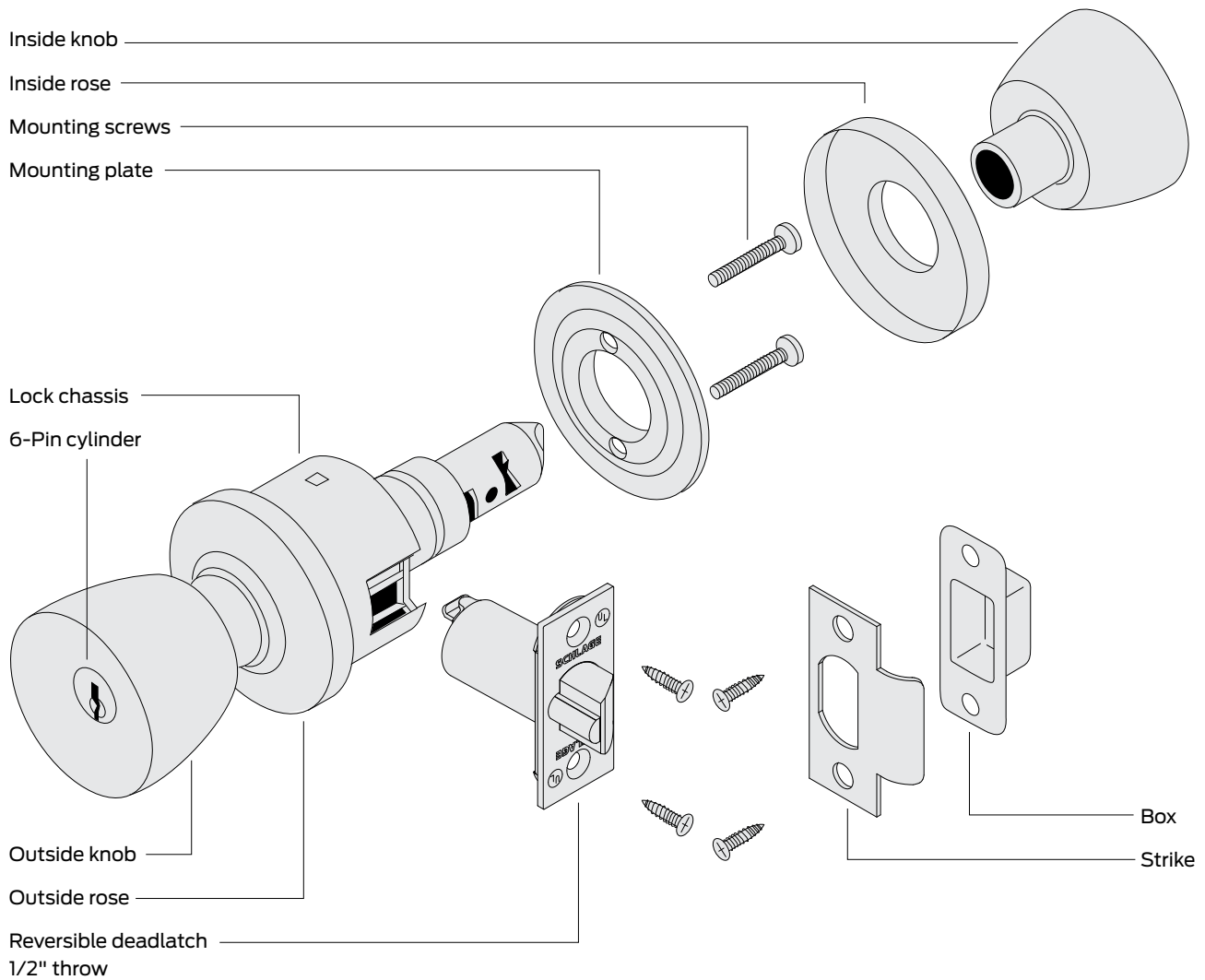
How to Place an Order for a Custom Lock

- To place an order submit the approved RFQ form and associated purchase order with the RFQ# prominently displayed to Order_Entry_Schlage_Commercial@allegion.com
- Changes to the original request after a quote approval may incur additional charges and affect lead time
 - Prior to PO submittal send all change requests to Mechanical_Locks_TechProdSupport@allegion.com
- RFQ items must be ordered on a separate stand-alone purchase order and cannot be on an order with NON-RFQ items

For additional information, please contact Technical Product Support at 877-671-7011.

A SERIES

Grade 2 cylindrical knob lock



How to order

To order products, attribute values should be provided in the sequence shown below. Each value should be separated by a period.

			Required for all lock orders																			
			Series + Function	Cylinder type (keyed functions only)	Outside style			Inside style			Latch	Strike	Strike lip length	Options					Keying			
Outside knob design	Outside rose design	Outside finish			Inside knob/lever design	Inside rose design	Inside finish	Latch extension	Box for ANSI strike	Pack cylinders loose (PCL)				Screw option	Buy America Act compliant	Keying code	Keyway	Pack keys independently				
Line item	Quantity	Brand	1	2	3	4A	4B	4C	5A	5B	5C	6	7	8	9A	9B	9C	9D	9E	10A	10B	10C

Specifying dimensions:

Dimensions should be provided with the whole number followed by a dash and then the fraction of an inch. Example: 1-3/4.

Line item number

Quantity

1 **Brand:** Required only when specifying a product Less (LLL) any attribute.

2 **Series+Function:** Series combined with function.

3 **Cylinder type:** Specify cylinder code for keyed functions.

4A **Outside knob design:** Required for all orders.

4B **Outside rose design:** Required only when specifying a product Less (LLL) any attribute.

4C **Outside finish:** Required for all orders.

5A **Inside knob design:** Required only if different from the outside lever design or if specifying a product Less (LLL) any attribute.

5B **Inside rose design:** Required only when specifying a product Less (LLL) any attribute.

5C **Inside finish:** Specify only if different from the outside finish or if specifying a product Less (LLL) any attribute.

6 **Latch:** Leave blank to receive the default latch. Specify part number if non-default latch is required or if specifying a product Less (LLL) any attribute.

7 **Strike:** Leave blank to received default strike. Specify part number if non-default strike is required or if specifying a product Less (LLL) any attribute.

8 **Strike lip length:** Leave blank for default strike lip length. Specify for non-default strike lip length or if specifying a product Less (LLL) any attribute. Specify with a LIP prefix followed by the lip length dimension. Example: LIP1-3/8.

9A -9E **Options:** Specify any desired options.

10A **Keying code:** Default keying code is dictated by the selected cylinder type. Leave blank for to receive the default keying code or specify for any other keying code. If ordering a product less any lock attribute, keying code must be specified.

10B **Keyway:** Default way is dictated by the selected cylinder type. Leave blank for to receive the default keyway or specify to order any other keyway. If ordering a product less any lock attribute, keying code must be specified.

10C **Pack keys independently:** Specify only when requesting that keys be packed independently.

Contents

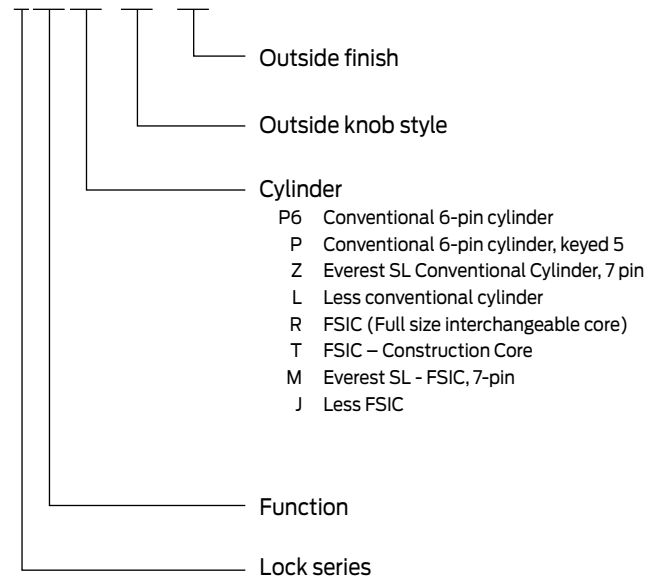
A Series Overview.....	7
A Series Functions.....	11
A Series Styles	12
A Series Configure a product	15
Cylinder adjustments	17
Latches.....	18
Strikes.....	19
Strike lip length.....	19
Options.....	20
Less components.....	20
Keying.....	21
Knobs and related components.....	22
Roses and related components	22
Latches and related components.....	22
Strikes.....	23
A Series Parts.....	22
Plunger parts.....	24
Reinforcements and adapters	25
Finished miscellaneous parts	25
Miscellaneous parts.....	25
Screws.....	26
Screw packs.....	26
Torx® screw packs.....	27

BAA/ARRA

Contact your local RSO or
Sales Rep. for ordering details

Product identification

A53.P6.PLY.626



Finish codes and descriptions

BHMA code	Description
605 (US 3)	Bright Brass
606 (US 4)	Satin Brass
609 (US 5)	Antique Brass
612 (US 10)	Satin Bronze
613 (US 10B)	Oil Rubbed Bronze
625 (US 26)	Bright Chrome
626 (US 26D)	Satin Chrome
643e (US 11)	Aged Bronze

Standard features

Certification	ANSI/BHMA Certified A156.2-2011, Series 4000, Grade 2, UL Listed for 3-hour fire door
Latch	1" x 2-1/4", Square corner faceplate, 7/8" housing diameter, 1/2" throw
Strike	1-1/8" x 2-3/4", square corner, T-strike, box
Backset	2-3/8"
Cylinder	6-pin solid brass, keyed 6-pin, S123 keyway, keyed different (KD)
Door range	1-3/8" – 1-7/8"
Keys	Two nickel silver cut keys per lock, 6-pin, S123 section





A SERIES

ALX SERIES

ND SERIES

this page intentionally blank

ANSI/BHMA Certified A156.2-2011, Series 4000, Grade 2, UL Listed for 3-hour fire door.

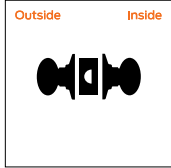
NON-KEYED LOCKS

SCHLAGE ANSI

A10 F75

Passage latch

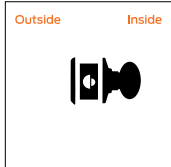
Both knobs always unlocked.



A25

Exit lock

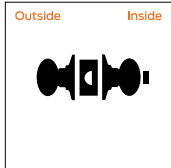
Blank plate outside. Inside knob always unlocked. Specify door thickness.



A40 F76

Bath/bedroom privacy lock

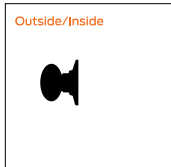
Push-button locking. Can be unlocked from outside with small screwdriver. Turning inside knob or closing door releases button.



A170

Single dummy trim

Dummy trim for one side of door. Used for door pull or as matching inactive trim.



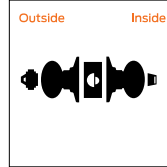
KEYED LOCKS

SCHLAGE ANSI

A53 F109

Entrance lock

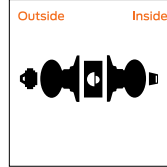
Turn/push-button locking; pushing and turning button locks outside knob, requiring use of key until button is manually unlocked. Push- button locking; pushing button locks outside knob until unlocked by key or by turning inside knob.



A53 with XA11-297

Entrance lock with restoring slide

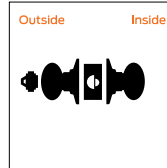
Turn/push-button locking; pushing and turning button locks outside knob, requiring use of key until button is manually unlocked. Push- button locking; pushing button locks outside knob until unlocked by key, by turning inside knob, or by closing the door.



A70 F84

Classroom lock

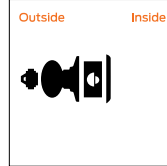
Outside knob locked and unlocked by key. Inside knob always unlocked.



A79

Communicating lock with blank plate

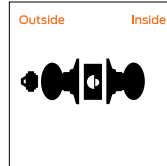
Locked or unlocked by key from outside. Blank plate inside.



A80 F86

Storeroom lock

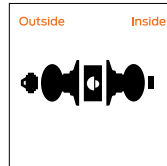
Outside knob fixed. Entrance by key only. Inside knob always unlocked.



A85 F93

Faculty restroom lock (with indicator cylinder)

Outside knob fixed. Entrance by key only. Push-button in inside knob activates visual occupancy indicator, allowing only emergency master key to operate. Turning inside knob or closing door releases visual occupancy indicator. Rotation of inside spanner-button provides lock-out feature by keeping indicator activated.



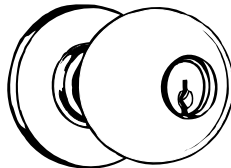


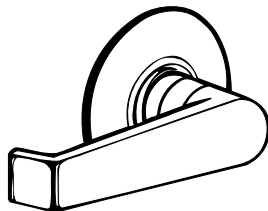


A SERIES

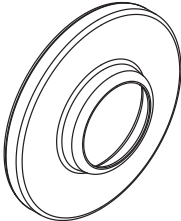
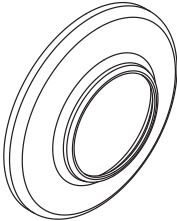
ALX SERIES

ND SERIES

KNOB/LEVER DESIGNS

ORBIT (ORB) 	TULIP (TUL) 	PLYMOUTH (PLY) 																																								
Available roses: Tulip (TUL)	Available roses: Tulip (TUL)	Available roses: Plymouth (PLY)																																								
LEVON (LEV) 	<table><tr><th colspan="2">Levon lever availability</th><th>Outside</th><th>Inside</th></tr><tr><td>A10</td><td>Passage latch</td><td>Yes</td><td>Yes</td></tr><tr><td>A25</td><td>Exit lock</td><td>-</td><td>Yes</td></tr><tr><td>A40</td><td>Bath/bedroom privacy</td><td>Yes</td><td>Yes</td></tr><tr><td>A53</td><td>Entrance lock</td><td>-</td><td>Yes</td></tr><tr><td>A70</td><td>Classroom lock</td><td>-</td><td>Yes</td></tr><tr><td>A79</td><td>Communicating lock</td><td>-</td><td>-</td></tr><tr><td>A80</td><td>Storeroom lock</td><td>-</td><td>Yes</td></tr><tr><td>A85</td><td>Faculty restroom lock</td><td>-</td><td>-</td></tr><tr><td>A170</td><td>Single dummy trim</td><td>Yes</td><td>-</td></tr></table>	Levon lever availability		Outside	Inside	A10	Passage latch	Yes	Yes	A25	Exit lock	-	Yes	A40	Bath/bedroom privacy	Yes	Yes	A53	Entrance lock	-	Yes	A70	Classroom lock	-	Yes	A79	Communicating lock	-	-	A80	Storeroom lock	-	Yes	A85	Faculty restroom lock	-	-	A170	Single dummy trim	Yes	-	
Levon lever availability		Outside	Inside																																							
A10	Passage latch	Yes	Yes																																							
A25	Exit lock	-	Yes																																							
A40	Bath/bedroom privacy	Yes	Yes																																							
A53	Entrance lock	-	Yes																																							
A70	Classroom lock	-	Yes																																							
A79	Communicating lock	-	-																																							
A80	Storeroom lock	-	Yes																																							
A85	Faculty restroom lock	-	-																																							
A170	Single dummy trim	Yes	-																																							
Available roses: Plymouth (PLY)																																										

ROSE DESIGNS

TULIP (TUL) 2-1/2" (63.5 mm) diameter 	PLYMOUTH (PLY) 2-1/2" (63.5 mm) diameter 
--	---



FINISH AVAILABILITY

		Bright Brass (605)	Satin Brass (606)	Antique Brass (609)	Satin Bronze (612)	Oil Rubbed Bronze (613)	Satin Nickel (619)	Matte Black (622)	Bright Chrome (625)	Satin Chrome (626)	Bright Stainless Steel (629)	Satin Stainless Steel (630)	Aged Bronze (643e)	Satin Chrome, Antimicrobial (626AM)	Satin Stainless Steel, Antimicrobial (630AM)
KNOB/LEVER															
Levon	LEV	605	606 ^{2x}	609 ^{2x}	-	613	-	-	625 ^{2x}	626	-	-	-	-	-
Orbit	ORB	605	606 ^{2x}	609 ^{2x}	612	613	-	-	625 ^{2x}	626	-	-	643e	-	-
Plymouth	PLY	605	606 ^{2x}	609 ^{2x}	612	613	-	-	625 ^{2x}	626	-	-	643e	-	-
Tulip	TUL	605	606 ^{2x}	609 ^{2x}	-	613	-	-	625 ^{2x}	626	-	-	-	-	-
CYLINDER FINISHES															
Complete lock finish		605	606	609	612	613	619	622	625	626	629	630	643E	-	-
Coordinating conventional cylinder															
Plug component		606	606	606	606	522	626	622	626	626	-	-	522	-	-
Coordinating FSIC/SFIC cylinder															
Plug (lower) component		606	606	606	606	522	626	622	626	626	-	-	522	-	-
Core face (upper) component		606	606	606	606	522	626	622	626	626	-	-	522	-	-

^{2x} Extended lead time

522 is a simulated 613 finish



A SERIES

ALX SERIES

ND SERIES

this page intentionally blank

You can **configure and price a full range of products** using the tables and rules shown in this section.

The pricing of locks in this section includes the P6 cylinder in an open keyway (where applicable), default latch, strike and a 1-3/4" thick door. Additional modifications are available using the rules and price adjustments on the subsequent pages.

How to order:

- All applicable product attributes must be provided in the order shown below
- Each value must separated by a period
- If requesting a product "Less (LLL)" any attribute, the entire detailed ACN must be provided
- Fractions will be written with the "/" symbol separating the numerator and the denominator (example 1/2)
- For dimensions that contain a whole number and a fraction, a hyphen "-" will be added after the whole number and before the fraction (example 2-1/2)
- For two dimensions represented together, such as length and width, the values would be separated by an "x" with no spaces
- Finishes should be listed using their BHMA finish as shown in this book

Required for all lock orders																			
Brand	Series + Function	Cylinder type (keyed functions only)	Outside style			Inside style			Latch	Strike	Strike lip length	Options					Keying		
			Outside knob design	Outside rose design	Outside finish	Inside knob/lever design	Inside rose design	Inside finish				Latch extension	Box for ANSI strike	Pack cylinders loose (PCL)	Screw option	Buy America Act compliant	Keying code	Keyway	Pack keys independently
1	2	3	4A	4B	4C	5A	5B	5C	6	7	8	9A	9B	9C	9D	9E	10A	10B	10C

Only required if specifying less rose

Specify only if different than outside style

Only required when deviating from the product's default. Specify only the deviated attribute(s).

Only required when deviating from the product's default. Specify only the deviated attribute(s).

If ordering a product "Less (LLL)" any attribute, values for each attribute must be provided.





EXAMPLE:


A80 . P6 . PLY . 626 . LEV

2 3 4A 4C 5A

Inside lever/knob design different than outside



COMPLETE LOCKS			LEVER STYLES			
Split finishes and designs will be priced at the highest list price of the design and/or finish. Keyed function pricing based on P6 cylinder with open S123 keyway. See adjacent page for additional cylinder and keyway options.			LEV		LEV	LEV
			ORB	ORB	ORB	ORB
			PLY	PLY	PLY	PLY
			TUL		TUL	TUL
			FINISHES			
SERIES + FUNCTION CYL DESCRIPTION			626	612, 643e	605, 606  , 609  , 625 	613
NON-KEYED FUNCTIONS						
A10		Passage latch	\$178.00	\$190.00	\$190.00	\$208.00
A25		Exit lock	\$178.00	\$184.00	\$184.00	\$193.00
A40		Bath/bedroom privacy lock	\$178.00	\$190.00	\$190.00	\$208.00
A170		Single dummy trim	\$89.00	\$95.00	\$95.00	\$104.00
KEYED FUNCTIONS						
A53	P6	Entrance lock	\$315.00	\$327.00	\$327.00	\$345.00
A53 with XA11-297 	P6	Entrance lock with restoring slide	\$543.00	\$555.00	\$555.00	\$573.00
A70	P6	Classroom lock	\$315.00	\$327.00	\$327.00	\$345.00
A79	P6	Communicating lock with blank plate	\$344.00	\$356.00	\$356.00	\$374.00
A80	P6	Storeroom lock	\$315.00	\$327.00	\$327.00	\$345.00
A85	P6	Faculty restroom lock (with indicator cylinder)	\$363.00	\$375.00	\$375.00	\$393.00

 Extended lead time

COMPLETE LOCKS

CYLINDER ADJUSTMENTS

Keyed locks on the previous pages are priced including the P6 cylinder with open keyway. Provided below are pricing adjustments based on other available cylinder types. For Primus and Primus XP cylinders, order lock less cylinder and order the Primus or Primus XP cylinder separately.

For complete details on cylinders, tailpieces, keying and keys, including cylinders sold separate, see the [Cylinders](#) and [Keys](#) sections at the back of this book.

CYLINDER ADJUSTMENTS			
Restricted keyways include: Everest 29 R and T keyways, Everest B and D keyways and Classic (Reverse/Quad/Numbered) keyways			
Description	Specify	Price adjustment	
		Open	Restricted
Conventional 6-pin cylinder	P6	\$0.00	\$27.00
Conventional 6-pin cylinder, keyed 5	P	\$0.00	\$27.00
Everest SL Conventional Cylinder, 7 pin	Z	N/A	\$27.00
Less conventional cylinder	L	-\$87.00	
Conventional Primus/Primus XP cylinder	Order separately (Restricted keyways only, see Cylinders section)		
FSIC (Full size interchangeable core)	R	\$44.00	\$71.00
FSIC – Construction Core	T	\$44.00	N/A
Everest SL - FSIC, 7-pin	M	N/A	\$71.00
Less FSIC	J	-\$55.00	
Full size interchangeable Primus/Primus XP core	Order separately (Restricted keyways only, see Cylinders section)		

Construction cores (T) have an additional handling charge 50-231.

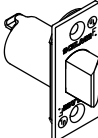
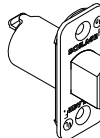
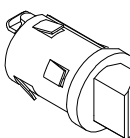
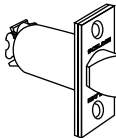
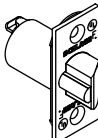
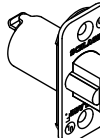
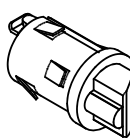
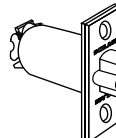
A85 function only available in P6, P, and L core options.

COMPLETE LOCKS

LATCHES

Specify on order only if requesting an option other than the default

The Schlage A knob latches serve as replacement options for the Schlage AL levered lock chassis.

SPRING LATCH			
11-068 11-111 	11-069 11-112 	11-110 11-113 	11-116 11-118 
DEADLATCH			
11-085 11-091 	11-088 11-092 	11-104 11-105 	11-096 11-103 

LATCHES

SPRING LATCH

Default	Faceplate description	Backset	Housing diameter	Specify	Price adjustment
▪	Square corner, 1" x 2-1/4"	2-3/8"	7/8"	11-068	\$0.00
	1/4" Radius round corner, 1" x 2-1/4"	2-3/8"	7/8"	11-069	\$0.00
	Circular drive in - 605 & 626 finishes only	2-3/8"	1"	11-110	\$0.00
	Square corner, 1" x 2-1/4"	2-3/4"	7/8"	11-111	\$0.00
	1/4" Radius round corner, 1" x 2-1/4"	2-3/4"	7/8"	11-112	\$0.00
	Square corner, 1-1/8" x 2-1/4"	2-3/4"	1"	11-116	\$0.00
	Circular drive in - 605 & 626 finishes only	2-3/4"	1"	11-113	\$0.00
	Square corner, 1-1/8" x 2-1/4"	3-3/4"	1"	11-118	\$21.00

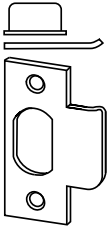
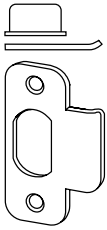
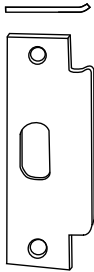
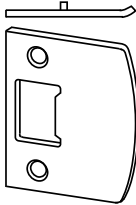
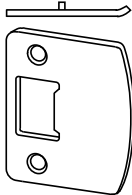
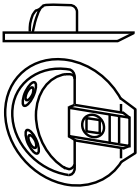
DEADLATCH

Default	Faceplate description	Backset	Housing diameter	Specify	Price adjustment
▪	Square corner, 1" x 2-1/4"	2-3/8"	7/8"	11-085	\$0.00
	1/4" Radius round corner, 1" x 2-1/4"	2-3/8"	7/8"	11-088	\$0.00
	Circular drive in - 605 & 626 finishes only	2-3/8"	1"	11-104	\$0.00
	Square corner, 1" x 2-1/4"	2-3/4"	7/8"	11-091	\$0.00
	1/4" Radius round corner, 1" x 2-1/4"	2-3/4"	7/8"	11-092	\$0.00
	Square corner, 1-1/8" x 2-1/4"	2-3/4"	1"	11-096	\$0.00
	Circular drive in - 605 & 626 finishes only	2-3/4"	1"	11-105	\$0.00
	Square corner, 1-1/8" x 2-1/4"	3-3/4"	1"	11-103	\$21.00

COMPLETE LOCKS

STRIKES

Specify on order only if requesting an option other than the default

10-001	10-004	10-025	10-026	10-027	10-058
					
STRIKES					
Default	Description	Default lip length	Specify	Price adjustment	
▪	Square corner, T-strike, box, 1-1/8" x 2-3/4"	1-1/8"	10-001	\$0.00	
	1/4" Radius round corner, T-strike, box, 1-1/8" x 2-3/4"	1-1/8"	10-004	\$0.00	
	ANSI, no box, 1-1/4" x 4-7/8"	1-3/16"	10-025	\$0.00	
	Square corner, full lip, no box, 1-5/8" x 2-1/4"	1-1/8"	10-026	\$0.00	
	1/4" Radius round corner, full lip, no box, 1-5/8" x 2-1/4"	1-1/8"	10-027	\$0.00	
	Circular, adjustable, 1-3/4" diameter - 605 and 626 finishes only	-	10-058	\$0.00	

COMPLETE LOCKS

STRIKE LIP LENGTH

Specify on order only if requesting an option other than the default

OPTIONAL STRIKE LIP LENGTH			
Selected strike	Optional lip length	Specify	Price adjustment
10-001	1"	LIP1	\$0.00
10-001	1-1/4"	LIP1-1/4	\$0.00
10-001	1-1/2"	LIP1-1/2	\$0.00
10-001	1-3/4"	LIP1-3/4	\$0.00
10-001	2"	LIP2	\$0.00
10-025	1-3/8"	LIP1-3/8	\$39.20
10-025	1-1/2"	LIP1-1/2	\$39.20



COMPLETE LOCKS

OPTIONS

LATCH EXTENSION		
Description	Specify	Price adjustment
Backset extension link - requires reinforcement when used in hollow metal door applications; must be used with 2-3/8" backset latches. 5" backset, 7/8" housing diameter.	41-005	\$29.60
BOX FOR ANSI STRIKE		
Description	Specify	Price adjustment
Plastic dust box for ANSI strike	K510-066	\$0.00
PACK CYLINDERS LOOSE		
Description	Specify	Price adjustment
Pack Cylinders loose in box	PCL	\$0.00
SCREW OPTIONS		
Description	Specify	Price adjustment
Standard screws	SCRSTD	\$0.00
Tamper resistant Torx® screws for latch and strike	Torx	\$29.60
BUY AMERICA ACT		
Description	Specify	Price adjustment
Buy America Act Compliant	BAA	\$25.00
SPECIAL OPTIONS		
Description	Specify	Price adjustment
Restoring slide for A53 function ⓘ	XA11-297	Included

ⓘ Extended lead time

COMPLETE LOCKS

LESS COMPONENTS

Deductions are applied to complete lock prices. When requesting a product "Less (LLL)" any attribute, the entire detailed ACN must be provided.

LOCKS LESS COMPONENTS		
Description	Specify	Price adjustment
Less each knob or lever	LLL	-\$17.60
Less each rose or turn	LLL	-\$13.10
Less spring latch	LLL	-\$78.90
Less deadlatch	LLL	-\$78.90
Less strike	LLL	-\$21.00

COMPLETE LOCKS

KEYING

Specify on order only if requesting an option other than the default. Control keys are not furnished with locks and must be purchased separately. See [Keys section](#) at the back of this book.

For complete details on cylinders, tailpieces, keying and keys, see the [Cylinders](#) and [Keys](#) sections at the back of this book.

KEYING		Default	Optional	Default	Optional	Default	Optional	Default	Optional	Default	Optional	Default	Optional
Specify	Description	P6	P	Z	R	T	M						
KD	Keyed different	▪		▪			▪						
KA-OBIT	Keyed alike 0 bitted		▪	▪									
KA-1BIT	Keyed alike 1 bitted					▪							
KAGRP	Keyed alike by group		▪	▪		▪							
KAQTY	Keyed alike by qty		▪	▪									
KEYSPECIFIC	Keyed alike to specific combination		▪	▪		▪							
MK	Master keyed		▪	▪	▪	▪				▪			
SPLIT	Split key construction keyed		▪										
RCK	Lost ball construction keyed			▪									
RMK	Residential master keyed			▪									
RCK/RMK	Lost ball construction keyed and res. master keyed			▪									
ICC	FSIC construction keyed, (default)					▪							
ICA	FSIC construction keyed, (if specified)						▪						
ICB	FSIC construction keyed, (if specified)						▪						
BRN	SFIC construction keyed, Brown (default)												
GRN	SFIC construction keyed, Green (if specified)												

KEYWAY									
Specify keyway	Keyway family	Default keyway		P6	P	Z	R	T	M
		Non-masterkeyed	Masterkeyed						
[]	Everest 29 S (Open) Default if not specified	S123	S145	▪			▪		
[]	Obverse (Open)	C	E	▪	▪		▪	▪	
[]	Everest C (Open)	C123	C145	▪			▪		
[]	Everest D (Restricted)	D123	D145	▪			▪		
[]	Everest 29 T (Restricted)	T123	T145	▪			▪		
[]	Quad (Restricted)	Customer directed		▪			▪		
[]	Numbered (Restricted)	Customer directed		▪			▪		
[]	Reverse (Restricted)	Customer directed		▪			▪		
[]	Everest B (Restricted)	N/A	B125			▪			▪
[]	Everest 29 R (Restricted)	N/A	R125			▪			▪

For a complete list of keying related charges, see the [Cylinders](#) and [Keys](#) sections at the back of this book.
Keys must be ordered separately for all construction keyed options.

PARTS

KNOBS AND RELATED COMPONENTS

Ordering instructions: Specify part number, knob/lever design and finish. Separate values with a period. Example 01-009.ORB.626 (open knob, Orbit design, 626 finish).

			Available finishes											
			605	606	609	612	613	619	622	625	626	629	630	643e
Extended factory lead time														
ORB, PLY			▪	▪	▪	▪	▪	N/A	N/A	▪	▪	N/A	N/A	▪
TUL, LEV			▪	▪	▪	N/A	▪	N/A	N/A	▪	▪	N/A	N/A	N/A
Specify			Description											
Part number	Knob/lever	Finish												
01-008	. [Knob/lever]	. [Finish]	Closed knob or lever - LEV, ORB, PLY, TUL											
01-009	. [Knob/lever]	. [Finish]	Open knob or lever - LEV, ORB, PLY, TUL											
01-018	. [Knob/lever]	. [Finish]	Open knob with sleeve for cylinders - ORB, PLY, TUL											
01-026	. ORB	. [Finish]	Full size core knob - ORB											
01-053	-	-	Full size core driver and retainer (finish not required)											
A501-941	-	-	Full size core retainer (finish not required)											
C604-307	-	-	Full size core driver, universal (finish not required)											

ROSES AND RELATED COMPONENTS

Ordering instructions: Specify part number, rose design (if applicable) and finish. Separate values with a period. Example 01-002.PLY.626 (outside rose, Plymouth design, 626 finish).

			Available finishes											
			605	606	609	612	613	619	622	625	626	629	630	643e
Extended factory lead time														
TUL, PLY, A201-558, A501-766			▪	▪	▪	▪	▪	N/A	N/A	▪	▪	N/A	N/A	▪
Specify			Description											
Part number	Rose	Finish												
01-001	. [Rose]	. [Finish]	Outside rose - TUL, PLY											
01-002	. [Rose]	. [Finish]	Inside rose - TUL, PLY											
A201-558	-	. [Finish]	Rose - outside, A25 function											
A501-766	-	. [Finish]	Rose- inside, A79 function											

LATCHES AND RELATED COMPONENTS

Ordering instructions: Specify part number and finish. Separate values with a period. Example 11-069.613 (1/4" Radius round corner, 1" x 2-1/4" latch, 613 finish).

The Schlage A knob latches serve as replacement options for the Schlage AL levered lock chassis.

			Available finishes											
			605	606	609	612	613	619	622	625	626	629	630	643e
Extended factory lead time			▪	▪	▪	▪	▪	N/A	N/A	▪	▪	N/A	N/A	▪
Spring latch														
Specify		Faceplate description					Backset			Housing diameter			Price each	
Part number	Finish													
11-068	. [Finish]	Square corner, 1" x 2-1/4"					2-3/8"			7/8"			\$84.40	
11-069	. [Finish]	1/4" Radius round corner, 1" x 2-1/4"					2-3/8"			7/8"			\$84.40	
11-110	. [Finish]	Circular drive in - 605 & 626 finishes only					2-3/8"			1"			\$84.40	
11-111	. [Finish]	Square corner, 1" x 2-1/4"					2-3/4"			7/8"			\$84.40	
11-112	. [Finish]	1/4" Radius round corner, 1" x 2-1/4"					2-3/4"			7/8"			\$84.40	

Shaded items are standard components and are furnished with locks unless otherwise specified.

PARTS

LATCHES AND RELATED COMPONENTS

Ordering instructions: Specify part number and finish. Separate values with a period. Example 11-069.613 (1/4" Radius round corner, 1" x 2-1/4" latch, 613 finish).

The Schlage A knob latches serve as replacement options for the Schlage AL levered lock chassis.

Extended factory lead time				Available finishes											
				605	606	609	612	613	619	622	625	626	629	630	643e
				▪	▪	▪	▪	▪	N/A	N/A	▪	▪	N/A	N/A	▪
Spring latch															
Specify		Faceplate description	Backset		Housing diameter		Price each								
Part number	Finish														
11-116	. [Finish]	Square corner, 1-1/8" x 2-1/4"	2-3/4"		1"		\$84.40								
11-113	. [Finish]	Circular drive in - 605 & 626 finishes only	2-3/4"		1"		\$84.40								
11-118	. [Finish]	Square corner, 1-1/8" x 2-1/4"	3-3/4"		1"		\$90.80								
Deadlatch															
Specify		Faceplate description	Backset		Housing diameter		Price each								
Part number	Finish														
11-085	. [Finish]	Square corner, 1" x 2-1/4"	2-3/8"		7/8"		\$84.40								
11-088	. [Finish]	1/4" Radius round corner, 1" x 2-1/4"	2-3/8"		7/8"		\$84.40								
11-104	. [Finish]	Circular drive in - 605 & 626 finishes only	2-3/8"		1"		\$84.40								
11-091	. [Finish]	Square corner, 1" x 2-1/4"	2-3/4"		7/8"		\$84.40								
11-092	. [Finish]	1/4" Radius round corner, 1" x 2-1/4"	2-3/4"		7/8"		\$84.40								
11-096	. [Finish]	Square corner, 1-1/8" x 2-1/4"	2-3/4"		1"		\$84.40								
11-105	. [Finish]	Circular drive in - 605 & 626 finishes only	2-3/4"		1"		\$84.40								
11-103	. [Finish]	Square corner, 1-1/8" x 2-1/4"	3-3/4"		1"		\$90.80								
41-005	. [Finish]	Backset extension link - require reinforcement when used in hollow metal door applications; backset link must be used with 2-3/8" backset latches.	5"		-		\$32.00								
39-030	. [Finish]	Rabbeted latch and strike kit - adapts square corner latches and 2-3/4" high square corner strikes to 1/2" rabbeted door and frame preparations. Only available in 605 and 626 finishes.	-		-		\$80.00								

STRIKES

Ordering instructions: Specify part number and finish. Separate values with a period. Example 10-001-114.626 (Square corner, T-strike, box, 1-1/8" x 2-3/4" with 1-1/4" lip length in 626 finish)

Extended factory lead time		Available finishes											
		605	606	609	612	613	619	622	625	626	629	630	643e
		▪	▪	▪	▪	▪	N/A	N/A	▪	▪	N/A	N/A	▪
Specify		Description							Lip length		Price each		
Part number	Finish												
10-001-118	. [Finish]	Square corner, T-strike, box, 1-1/8" x 2-3/4"							1-1/8"		\$8.70		
10-001-100	. [Finish]	Square corner, T-strike, box, 1-1/8" x 2-3/4"							1"		\$19.10		
10-001-114	. [Finish]	Square corner, T-strike, box, 1-1/8" x 2-3/4"							1-1/4"		\$19.10		
10-001-112	. [Finish]	Square corner, T-strike, box, 1-1/8" x 2-3/4"							1-1/2"		\$19.10		
10-001-134	. [Finish]	Square corner, T-strike, box, 1-1/8" x 2-3/4"							1-3/4"		\$19.10		
10-001-200	. [Finish]	Square corner, T-strike, box, 1-1/8" x 2-3/4"							2"		\$19.10		
10-004	. [Finish]	1/4" Radius round corner, T-strike, box, 1-1/8" x 2-3/4"							1-1/8"		\$15.40		

Shaded items are standard components and are furnished with locks unless otherwise specified.

PARTS

STRIKES

Ordering instructions: Specify part number and finish. Separate values with a period. Example 10-001-114.626 (Square corner, T-strike, box, 1-1/8" x 2-3/4" with 1-1/4" lip length in 626 finish)

		Available finishes											
		605	606	609	612	613	619	622	625	626	629	630	643e
		▪	▪	▪	▪	▪	N/A	N/A	▪	▪	N/A	N/A	▪
Specify		Description										Lip length	Price each
Part number	Finish												
10-025-1316	. [Finish]	ANSI, no box, 1-1/4" x 4-7/8"										1-3/16"	\$21.00
10-025-138	. [Finish]	ANSI, no box, 1-1/4" x 4-7/8"										1-3/8"	\$60.20
10-025-112	. [Finish]	ANSI, no box, 1-1/4" x 4-7/8"										1-1/2"	\$60.20
10-026	. [Finish]	Square corner, full lip, no box, 1-5/8" x 2-1/4"										1-1/8"	\$10.20
10-027	. [Finish]	1/4" Radius round corner, full lip, no box, 1-5/8" x 2-1/4"										1-1/8"	\$10.20
10-058	. [Finish]	Circular, adjustable, 1-3/4" diameter (only available in 605 and 626 finishes)										-	\$16.20
K510-066	-	Box for ANSI strike - finish not required										-	\$9.30

PLUNGER PARTS

Ordering instructions: Specify part number with dimension, design and finish. Separate values with a period. Example 01-060-492.ORB.626.

						Available finishes							
						605	606	609	612	613	619	622	625
						▪	▪	▪	▪	▪	N/A	N/A	▪
Specify						Description	Function	Dimension	Design	Door range	Price each		
Part number	Design	Finish											
01-056-360	. [Design]	. [Finish]				Plunger unit, inside	A40	360	PLY, TUL	1-3/8" – 1-7/8"	\$22.90		
01-056-428	.ORB	. [Finish]				Plunger unit, inside	A40	428	ORB	1-3/8" – 1-7/8"	\$22.90		
01-060-360	. [Design]	. [Finish]				Plunger unit, inside	A53	360	LEV, PLY, TUL	1-3/8" – 1-7/8"	\$22.90		
01-060-428	.ORB	. [Finish]				Plunger unit, inside	A53	428	ORB	1-3/8" – 1-7/8"	\$22.90		
01-063-363	. [Design]	. [Finish]				Plunger unit, inside	A85	363	LEV, PLY, TUL	1-3/8" – 1-7/8"	\$46.90		
01-063-431	.ORB	. [Finish]				Plunger unit, inside	A85	431	ORB	1-3/8" – 1-7/8"	\$46.90		

PARTS

REINFORCEMENTS AND ADAPTERS		
Specify	Description	Price each
37-001.[Door thickness]	Metal door reinforcer kit, fits both 7/8" and 1" diameter housings. Includes A501-567 and A501-565 or A501-566.	\$54.10
A501-565	Reinforcer for 1-3/8" thick non-reinforced metal doors. Fits both 7/8" and 1" diameter housings.	\$27.20
A501-566	Reinforcer for 1-3/4" thick non-reinforced metal doors. Fits both 7/8" and 1" diameter housings.	\$27.20
A501-567	3-1/2" long latch housing sleeve used to reinforce joint between latch and backset link or to hold latch in metal doors.	\$17.40
A501-878	Faceplate adapter to adapt 1" faceplate to 1-1/8" door preparation. Order in multiples of 100.	\$1.00
G506-815	1" long latch housing sleeve to adapt 7/8" housing to 1" bore.	\$9.40

FINISHED MISCELLANEOUS PARTS																	
Ordering instructions: Specify part number and finish. Separate values with a period. Example A201-330.612.																	
Extended factory lead time						Available finishes											
						605	606	609	612	613	619	622	625	626	629	630	643e
						▪	▪	▪	▪	▪	N/A	N/A	▪	▪	N/A	N/A	▪
Specify		Description											Price each				
Part number	Finish																
38-018	. [Finish]	Thin door extension ring (2 required per lock)											\$18.00				
A201-330	. [Finish]	Non-threaded chassis, less knob and rose - A170											\$62.50				
A201-399	. [Finish]	Hub and cap, outside - A25, A53, A70, A79, A80, A85, A170											\$45.00				
A201-406	. [Finish]	Hub and cap, outside - A10, A40											\$45.00				
A201-684	. [Finish]	Threaded chassis, less knob and rose - A170											\$62.50				
A301-403	. [Finish]	Housing and cap, 1-3/8" thru 1-7/8" door (except A79)											\$16.90				
A301-406	. [Finish]	Threaded housing and cap, inside (except A79)											\$17.20				

MISCELLANEOUS PARTS		
* Parts that are not directly interchangeable with locks manufactured before 1984		
Specify	Description	Price each
A201-370	Cam and driver - A80	\$13.80
A201-377	Mounting plate, inside (except A79)	\$14.00
A301-386*	Spindle and catch inside (except A79)	\$14.00
A301-387	Spindle and catch, outside (except A25)	\$14.00
A301-402	Cam unit, outside - A40, A53, A85	\$14.00
A501-167	Threaded rod for mounting A170s as double dummy set	\$11.00
A501-305	Hub plate, inside (except A79)	\$11.00
A501-498	Hub, 1-3/8" door - A25	\$16.70
A501-499	Hub, 1-3/4" door - A25	\$16.90
A501-615	Spindle wedge - A80, A85	\$10.30
A501-710	Swivel sleeve - A85 (except ORB design)	\$10.50
A501-721	Cam plug - A70, A79	\$31.80
A501-767	Mounting plate - A79	\$10.50
A501-768	Hub plate, inside - A79	\$10.50
A501-791	Cam and plug spacer - A70, A79	\$6.40
A501-874	Hub plate, outside - A25	\$16.70
A501-901	Plate, outside - A80, A85	\$7.50
A508-399	Plate, outside (except A25, A80, A85)	\$14.20

PARTS

MISCELLANEOUS PARTS

* Parts that are not directly interchangeable with locks manufactured before 1984

Specify	Description	Price each
A508-597	Spring separator (except A10, A25, A40) - require frame A508-598	\$10.50
A700-017	Spiral cam - A70, A79	\$16.70
A508-598	Frame	\$16.90
A508-600	Housing - A79	\$23.40
A508-605	Slide spring	\$10.50
A508-640	Spacer, ORB knob	\$11.90
A590-158*	Slide, restoring - A85	\$10.50
A590-159	Slide, non-restoring - A53, A70, A79, A80	\$10.50
A590-180	Slide, restoring - A40	\$10.50
A590-181	Slide, non-restoring - A10, A25	\$10.50
C503-008	Cotter pin. Order in multiples of 100.	\$0.90

SCREWS

Ordering instructions: Specify part number and finish. Separate values with a period. Example A508-649.626.

RH-CD = Round Head - Combo Drive Machine Thread ■ SRH Mach = Slotted Round Head Machined Thread ■ PFH = Phillips Flat Head

Extended factory lead time				Available finishes											
				605	606	609	612	613	619	622	625	626	629	630	643e
				■	⌘	⌘	■	■	N/A	N/A	⌘	■	N/A	N/A	■
Specify		Description	Door thickness	Type	Size	Price each									
Part number	Finish														
A501-161	-	Mounting, All (except A79). Order in multiples of 100.	1-3/8" – 1-7/8"	RH-CD Mach	10-32 x 1-1/8"	\$1.30									
A501-769	-	Mounting, A79. Order in multiples of 100.	1-3/8" – 2"	SRH Mach 1-way	10-32 x 1-1/8"	\$1.80									
C603-256	[Finish]	ANSI strike. Order in multiples of 100.		PFH Combo	12-24 x 1"	\$1.30									
C603-897	[Finish]	Latch and strike. Order in multiples of 100.		PFH Combo	8-32 x 3/4"	\$1.20									

SCREW PACKS

Ordering instructions: Specify part number and finish. Separate values with a period. Example A201-812.613.

Extended factory lead time			Available finishes												
			605	606	609	612	613	619	622	625	626	629	630	643e	
			■	⌘	⌘	■	■	N/A	N/A	⌘	■	N/A	N/A	■	
Specify		Description	Contents		Price each										
Part number	Finish														
A201-811	.[Finish]	Mounting, latch and strike (except A170)	(2) A501-161 (4) C603-897		\$11.30										
A201-812	.[Finish]	Mounting, A170	(3) C603-897		\$8.90										



PARTS

TORX® SCREW PACKS

Torx® screw packs are furnished with appropriate T-xx installation tool(s).

Ordering instructions: Specify part number and finish. Separate values with a period. Example C203-311.626.

Extended factory lead time		Available finishes											
		605	606	609	612	613	619	622	625	626	629	630	643e
		▪	▪	▪	▪	▪	N/A	N/A	▪	▪	N/A	N/A	▪
Specify		Description				Contents		Price each					
Part number	Finish												
C203-311	.[Finish]	Latch and strike				(4) C503-766 (T-15)		\$29.60					
C203-312	.[Finish]	Latch and ANSI strike				(2) C503-766 (T-15) (2) L583-371 (T-20)		\$29.60					

CYLINDERS AND KEYS

Cylinders and keys sold separate can be found in the [Cylinders](#) and [Keys](#) sections at the back of this book.



A SERIES

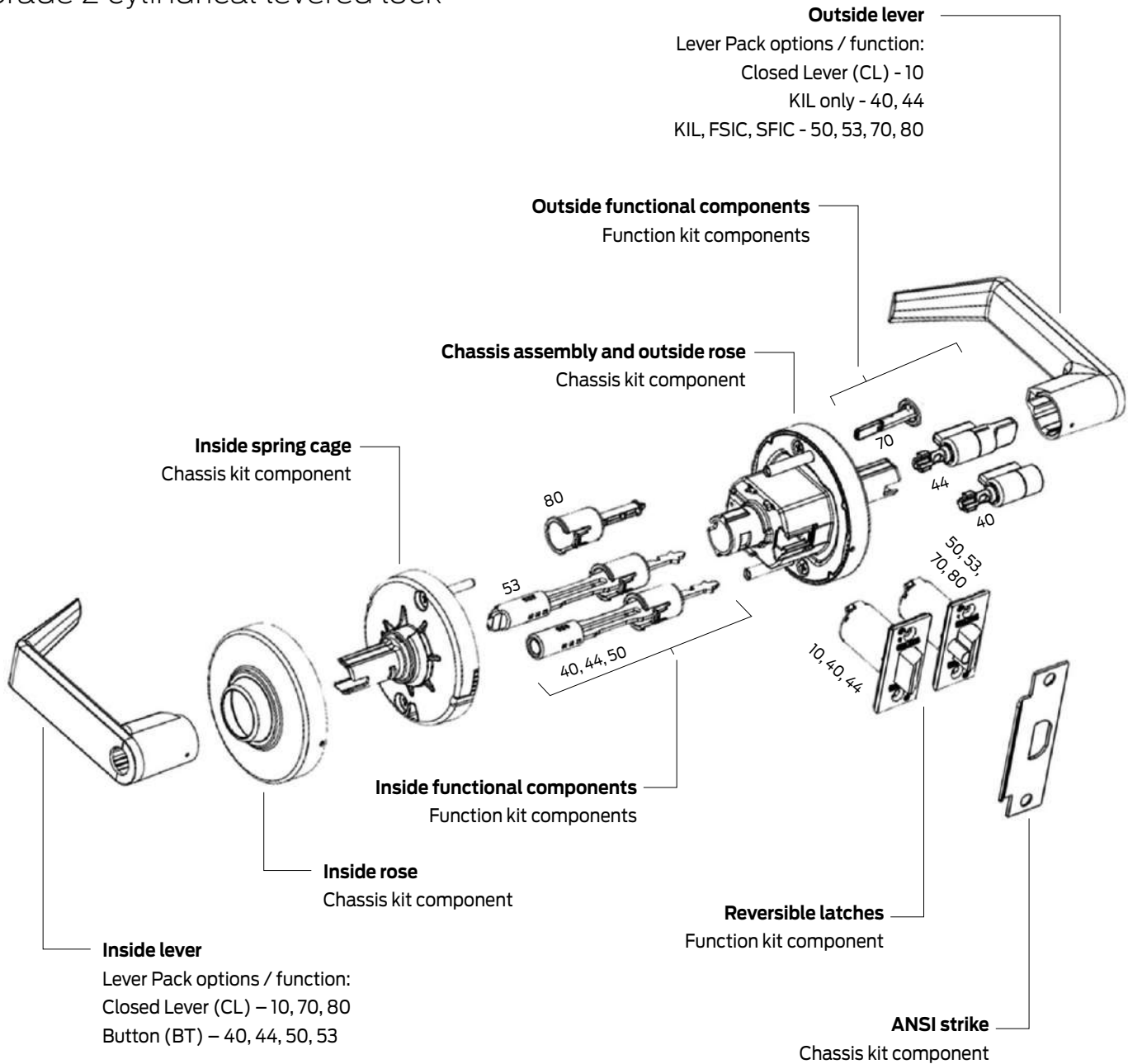
ALX SERIES

ND SERIES

this page intentionally blank

ALX SERIES

Grade 2 cylindrical levered lock



Exploded view details the component groupings for each function. All factory configured locks come with proper functional components installed in the lock. See kit details for information on how kit product delivery system can be ordered and managed.

How to order

To order products, attribute values should be provided in the sequence shown below. Each value should be separated by a period.

Line item		Quantity	Brand	Required for all lock orders			Outside style			Inside style			Options						Keying		
				Series + Function	Cylinder type (keyed functions only)																
				1	2	3	4A	4B	4C	5A	5B	5C	6	7	8	9A	9B	9C	9D	9E	10A

Specifying dimensions:

Dimensions should be provided with the whole number followed by a dash and then the fraction of an inch. Example: 1-3/4.

Line item number

Quantity

- 1 **Brand:** Required only when specifying a product Less (LLL) any attribute.
- 2 **Series+Function:** Series combined with function.
- 3 **Cylinder type:** Specify cylinder code for keyed functions.
- 4A **Outside lever design:** Required for all orders.
- 4B **Outside rose design:** Required only when specifying a product Less (LLL) any attribute.
- 4C **Outside finish:** Required for all orders.
- 5A **Inside lever design:** Required only if different from the outside lever design or if specifying a product Less (LLL) any attribute.
- 5B **Inside rose design:** Required only when specifying a product Less (LLL) any attribute.
- 5C **Inside finish:** Specify only if different from the outside finish or if specifying a product Less (LLL) any attribute.
- 6 **Latch:** Leave blank to receive the default latch. Specify part number if non-default latch is required or if specifying a product Less (LLL) any attribute.
- 7 **Strike:** Leave blank to received default strike. Specify part number if non-default strike is required or if specifying a product Less (LLL) any attribute.
- 8 **Strike lip length:** Leave blank for default strike lip length. Specify for non-default strike lip length or if specifying a product Less (LLL) any attribute. Specify with a LIP prefix followed by the lip length dimension. Example: LIP1-3/8.
- 9A-9E **Options:** Specify any desired options.
- 10A **Keying code:** Default keying code is dictated by the selected cylinder type. Leave blank for to receive the default keying code or specify for any other keying code. If ordering a product less any lock attribute, keying code must be specified.
- 10B **Keyway:** Default way is dictated by the selected cylinder type. Leave blank for to receive the default keyway or specify to order any other keyway. If ordering a product less any lock attribute, keying code must be specified.
- 10C **Pack keys independently:** Specify only when requesting that keys be packed independently.

Contents

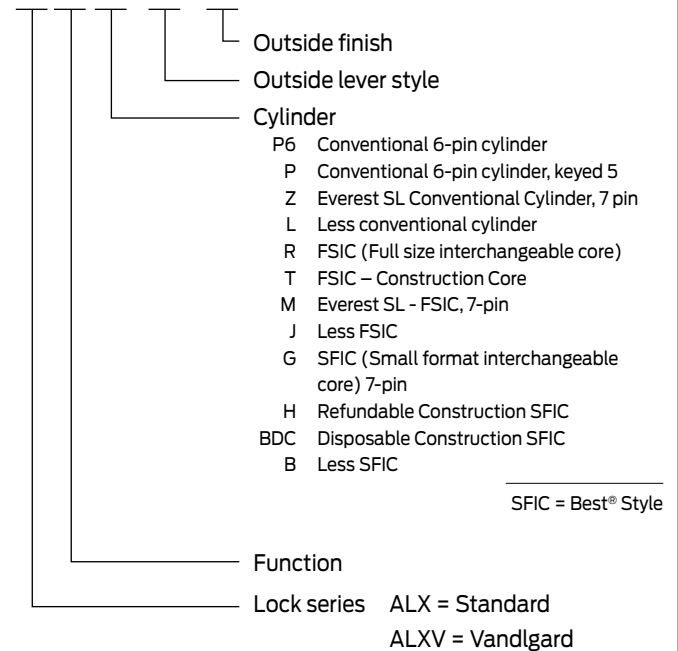
ALX Series Overview	29
ALX Series Functions	33
ALX Series Styles	34
ALX Series Configure a product	37
Cylinder adjustments	39
Style options	40
Latches	41
Strikes and strike lip length	42
Options	43
Less components	43
Keying	44
ALX Series Kits	45
Chassis components	48
Tailpieces	48
ALX Series Parts	48
Latches	49
Strikes	50
Levers - Schlage Options	50
Roses	52
Levers - Competitor Options	53
Fasteners	54

BAA/ARRA

Contact your local RSO or
Sales Rep. for ordering details

Product identification

ALX53.P6.SAT.626



Finish codes and descriptions

BHMA code	Description
605 (US 3)	Bright Brass
606 (US 4)	Satin Brass
612 (US 10)	Satin Bronze
613 (US 10B)	Oil Rubbed Bronze
619 (US 15)	Satin Nickel
622 (US 19)	Matte Black
625 (US 26)	Bright Chrome
626 (US 26D)	Satin Chrome
626AM	Satin Chrome, Antimicrobial
643e (US 11)	Aged Bronze

Standard features

Certification	ANSI/BHMA Certified A156.2-2011, Series 4000, Grade 2, UL Listed for 3-hour fire door
Latch	1-1/8" x 2-1/4" Square corner faceplate, 7/8" housing diameter with 1" diameter sleeve, 1/2" throw
Strike	1-1/4" x 4-7/8" ANSI, square corner, no dust box
Backset	2-3/4"
Cylinder	6-pin solid brass, keyed 6-pin, S123 keyway, keyed different (KD)
Door range	1-3/8" through 1-3/4"
Keys	Two nickel silver cut keys per lock, 6-pin, S123 section





A SERIES

ALX SERIES

ND SERIES

this page intentionally blank

ANSI/BHMA Certified A156.2-2011, Series 4000, Grade 2, UL Listed for 3-hour fire door.

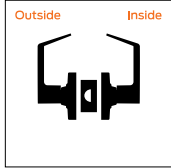
NON-KEYED LOCKS

SCHLAGE ANSI

ALX10 F75

Passage latch

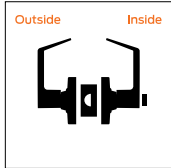
No cylinder; plain lever both sides; spring latch. Both levers always unlocked.



ALX40 F76
ALXV40

Bath/bedroom privacy lock

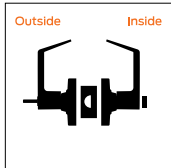
No cylinder; coin turn outside; pushbutton inside; spring latch. Inside push button locks outside lever. Turn inside lever or close door to release button and prevent lock-out; outside coin turn provides emergency access. Field selectable Vandlgard® feature. Inside lever is always free for immediate egress.



ALX44 F76
ALXV44

Hospital privacy lock

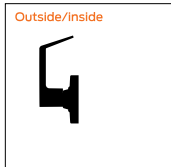
No cylinder; emergency turn outside; push button inside; spring latch. Inside push button locks outside lever. Turn inside lever or close door to release button and prevent lock-out; outside emergency turn provides immediate access for life safety. Field selectable Vandlgard feature. Inside lever is always free for immediate egress.



ALX170

Single dummy trim

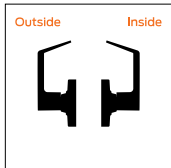
No cylinder; rigid plain lever outside; no hardware inside; no latch. Use as door pull or matching inactive trim.



ALX172 F89

Double dummy trim

No cylinder; rigid plain levers both sides; no latch (latch cover available). Use as door pull or matching inactive trim.



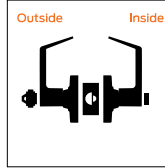
KEYED LOCKS

SCHLAGE ANSI

ALX50 F82
ALXV50

Entrance/office lock

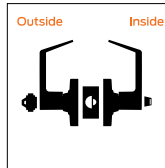
Cylinder outside; push button inside; deadlatch. Inside push button locks outside lever. Unlock with key or by rotating inside lever. Field selectable Vandlgard feature. Inside lever always free for immediate egress.



ALX53 F109
ALXV53

Entrance lock

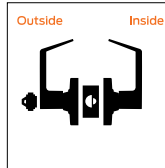
Cylinder outside; push/turn button inside; deadlatch. Inside button locks outside lever by pushing button or pushing and turning button. Pushed button: unlock with key or by rotating inside lever. Push/turn button: key retracts latch only; unlock by returning button to home position then use key or rotate inside lever. Field selectable Vandlgard feature. Inside lever always free for immediate egress.



ALX70 F84
ALXV70

Classroom lock

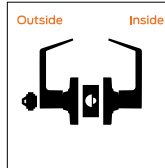
Cylinder outside; plain lever inside; deadlatch. Key locks or unlocks outside lever. Field selectable Vandlgard feature. Inside lever always free for immediate egress.



ALX80 F86
ALXV80

Storeroom lock

Cylinder outside; plain lever inside; deadlatch. Outside lever always locked. Key retracts the latch. Field selectable Vandlgard feature. Inside lever always free for immediate egress.

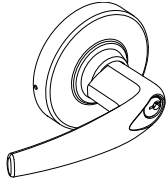


LEVER DESIGNS

ROSE DESIGNS

ATHENS (ATH)

Tactile option: 8AT (milled)



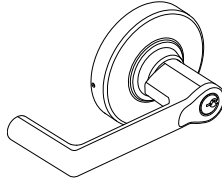
Lever grade: 1

Cores:

- KIL ▪ L-CO6
- FSIC ▪ J-SAR
- SFIC ▪ J-CO6
- L-SAR

BOARDWALK (BRK)

Tactile option: 8BK (knurled)



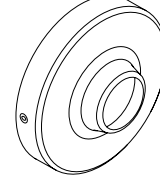
Lever grade: 1

Cores:

- KIL
- FSIC
- SFIC

RHODES (RHO)

3-7/16" (87mm) diameter

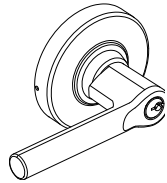


Available roses: Rhodes (RHO)

Available roses: Rhodes (RHO)

BROADWAY (BRW)

Tactile option: 8BY (knurled)



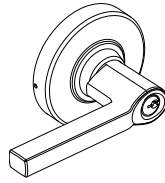
Lever grade: 1

Cores:

- KIL
- FSIC
- SFIC

LATITUDE (LAT)

Tactile option: 8LT (milled)



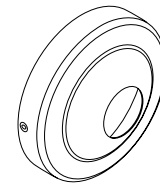
Lever grade: 1

Cores:

- KIL
- FSIC
- SFIC

OMEGA (OME)

3-7/16" (87mm) diameter

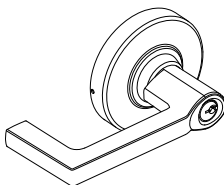


Available roses: Rhodes (RHO)

Available roses: Rhodes (RHO)

LONGITUDE (LON)

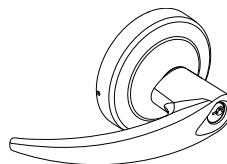
Tactile option: 8LN (milled)



Lever grade: 1

Cores:

- KIL
- FSIC
- SFIC

OMEGA (OME)


Lever grade: 1

Cores:

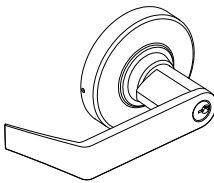
- KIL
- FSIC
- SFIC

Available roses: Rhodes (RHO)

Available roses: Omega (OME)

RHODES (RHO)

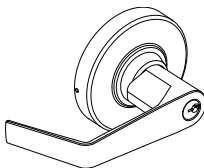
Tactile option: 8RO (milled)



Lever grade: 1

Cores:

- KIL ▪ L-CO6
- FSIC ▪ J-SAR
- SFIC ▪ J-CO6
- L-SAR ▪ J-CO7

SATURN (SAT)


Lever grade: 2

Cores:

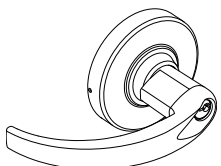
- KIL

Available roses: Rhodes (RHO)

Available roses: Rhodes (RHO)

SPARTA (SPA)

Tactile option: 8SP (milled)



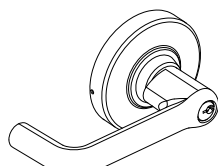
Lever grade: 1

Cores:

- KIL ▪ L-CO6
- FSIC ▪ J-SAR
- SFIC ▪ J-CO6
- L-SAR

TUBULAR (TLR)

Tactile option: 8TR (knurled)



Lever grade: 1

Cores:

- KIL ▪ L-CO6
- FSIC ▪ J-SAR
- SFIC ▪ J-CO6
- L-SAR

Available roses: Rhodes (RHO)

Available roses: Rhodes (RHO)

FINISH AVAILABILITY

		Bright Brass (605)	Satin Brass (606)	Antique Brass (609)	Satin Bronze (612)	Oil Rubbed Bronze (613)	Satin Nickel (619)	Matte Black (622)	Bright Chrome (625)	Satin Chrome (626)	Bright Stainless Steel (629)	Satin Stainless Steel (630)	Aged Bronze (643e)	Satin Chrome, Antimicrobial (626AM)	Satin Stainless Steel, Antimicrobial (630AM)
LEVERS															
Athens	ATH	605	606	-	612	613	619	622	625	626	-	-	643e	626AM	-
Boardwalk	BRK	605	606	-	612	613	619	622	625	626	-	-	643e	626AM	-
Broadway	BRW	605	606	-	612	613	619	622	625	626	-	-	643e	626AM	-
Latitude	LAT	605	606	-	612	613	619	622	625	626	-	-	643e	626AM	-
Longitude	LON	605	606	-	612	613	619	622	625	626	-	-	643e	626AM	-
Omega	OME	605	606	-	612	613	619	622	625	626	-	-	643e	626AM	-
Rhodes	RHO	605	606	-	612	613	619	622	625	626	-	-	643e	626AM	-
Saturn	SAT	605	606	-	612	613	619	622	625	626	-	-	643e	626AM	-
Sparta	SPA	605	606	-	612	613	619	622	625	626	-	-	643e	626AM	-
Tubular	TLR	605	606	-	612	613	619	622	625	626	-	-	643e	626AM	-
CYLINDER FINISHES															
Complete lock finish		605	606	-	612	613	619	622	625	626	-	-	643E	626AM	-
Coordinating conventional cylinder															
Plug component		606	606	-	606	522	626	622	626	626	-	-	522	626	-
Coordinating FSIC/SFIC cylinder															
Plug (lower) component		606	606	-	606	522	626	622	626	626	-	-	522	626	-
Core face (upper) component		606	606	-	606	522	626	622	626	626	-	-	522	626	-

522 is a simulated 613 finish



A SERIES

ALX SERIES

ND SERIES

this page intentionally blank

You can **configure and price a full range of products** using the tables and rules shown in this section.

The pricing of locks in this section includes the P6 cylinder in an open keyway (where applicable), default latch, strike and a 1-3/4" thick door. Additional modifications are available using the rules and price adjustments on the subsequent pages.

How to order:

- All applicable product attributes must be provided in the order shown below
- Each value must be separated by a period
- If requesting a product “Less (LLL)” any attribute, the entire detailed ACN must be provided
- Fractions will be written with the “/” symbol separating the numerator and the denominator (example 1/2)
- For dimensions that contain a whole number and a fraction, a hyphen “-” will be added after the whole number and before the fraction (example 2-1/2)
- For two dimensions represented together, such as length and width, the values would be separated by an “x” with no spaces
- Finishes should be listed using their BHMA finish as shown in this book

	Required for all lock orders																		
Brand	Series + Function	Cylinder type (keyed functions only)	Outside style			Inside style			Latch	Strike	Strike lip length	Options					Keying		
			Outside lever design	Outside rose design	Outside finish	Inside lever design	Inside rose design	Inside finish				Latch extension	Box for ANSI strike	Pack cylinders loose (PCL)	Screw option	Buy America Act compliant	Keying code	Keyway	Pack keys independently
1	2	3	4A	4B	4C	5A	5B	5C	6	7	8	9A	9B	9C	9D	9E	10A	10B	10C

If ordering a product “Less (LLL)” any attribute, values for each attribute must be provided.

Only required if
specifying less rose

Specify only if
different than
outside style

Only required when deviating from the product's default.
Specify only the deviated attribute(s).

Only required when deviating from the product's default. Specify only the deviated attribute(s).

EXAMPLE:

ALX80	P6	8RO	626	RHO
2	3	4A	4C	5A

- Inside lever/knob design different than outside



COMPLETE LOCKS			LEVER STYLES								
ALXV = ALX with Vandlgard feature Split finishes and designs will be priced at the highest list price of the design and/or finish. Keyed function pricing based on P6 cylinder with open S123 keyway. See adjacent page for additional cylinder and keyway options.			SAT	SAT	SAT	ATH	BRW	ATH	BRW	ATH	BRW
						BRK	LAT	BRK	LAT	BRK	LAT
						LON	OME	LON	OME	LON	OME
						RHO	SPA	RHO	SPA	RHO	SPA
						TLR					
			FINISHES								
			626	605 606 612 619 622 625 643e	613 626AM	626	605 606 612 619 622 625 643e	613 626AM			
SERIES + FUNCTION CYL DESCRIPTION											
NON-KEYED FUNCTIONS											
ALX10		Passage latch	\$249.00	\$261.00	\$279.00	\$271.00	\$283.00	\$301.00			
ALX40		Bath/bedroom privacy lock	\$282.00	\$294.00	\$312.00	\$304.00	\$316.00	\$334.00			
ALXV40		Vandlgard bath/bedroom privacy lock	\$282.00	\$294.00	\$312.00	\$304.00	\$316.00	\$334.00			
ALX44		Hospital privacy lock	\$282.00	\$294.00	\$312.00	\$304.00	\$316.00	\$334.00			
ALXV44		Vandlgard hospital privacy lock	\$282.00	\$294.00	\$312.00	\$304.00	\$316.00	\$334.00			
ALX170		Single dummy trim	\$156.00	\$162.00	\$171.00	\$167.00	\$173.00	\$182.00			
ALX172		Double dummy trim	\$233.00	\$245.00	\$263.00	\$255.00	\$267.00	\$285.00			
KEYED FUNCTIONS											
ALX50	P6	Entrance/office lock	\$351.00	\$363.00	\$381.00	\$373.00	\$385.00	\$403.00			
ALXV50	P6	Vandlgard entrance/office lock	\$351.00	\$363.00	\$381.00	\$373.00	\$385.00	\$403.00			
ALX53	P6	Entrance lock	\$351.00	\$363.00	\$381.00	\$373.00	\$385.00	\$403.00			
ALXV53	P6	Vandlgard entrance lock	\$351.00	\$363.00	\$381.00	\$373.00	\$385.00	\$403.00			
ALX70	P6	Classroom lock	\$351.00	\$363.00	\$381.00	\$373.00	\$385.00	\$403.00			
ALXV70	P6	Vandlgard classroom lock	\$351.00	\$363.00	\$381.00	\$373.00	\$385.00	\$403.00			
ALX80	P6	Storeroom lock	\$351.00	\$363.00	\$381.00	\$373.00	\$385.00	\$403.00			
ALXV80	P6	Vandlgard storeroom lock	\$351.00	\$363.00	\$381.00	\$373.00	\$385.00	\$403.00			






Extended lead time

COMPLETE LOCKS

CYLINDER ADJUSTMENTS

Keyed locks on the previous pages are priced including the P6 cylinder with open keyway. Provided below are pricing adjustments based on other available cylinder types. For Primus and Primus XP cylinders, order lock less cylinder and order the Primus or Primus XP cylinder separately.

For complete details on cylinders, tailpieces, keying and keys, including cylinders sold separate, see the [Cylinders](#) and [Keys](#) sections at the back of this book.

CYLINDER ADJUSTMENTS			
Restricted keyways include: Everest 29 R and T keyways, Everest B and D keyways and Classic (Reverse/Quad/Numbered) keyways			
Description	Specify	Price adjustment	
		Open	Restricted
Conventional 6-pin cylinder	P6	\$0.00	\$27.00
Conventional 6-pin cylinder, keyed 5	P	\$0.00	\$27.00
Everest SL Conventional Cylinder, 7 pin	Z	N/A	\$27.00
Less conventional cylinder	L	-\$87.00	
Conventional Primus/Primus XP cylinder	Order separately (Restricted keyways only, see Cylinders section)		
FSIC (Full size interchangeable core)	R	\$44.00	\$71.00
FSIC – Construction Core	T	\$44.00	N/A
Everest SL - FSIC, 7-pin	M	N/A	\$71.00
Less FSIC	J	-\$55.00	
Full size interchangeable Primus/Primus XP core	Order separately (Restricted keyways only, see Cylinders section)		
SFIC (Small format interchangeable core) 7-pin	G	N/A	\$58.00
Refundable Construction SFIC	H	\$28.00	N/A
Disposable Construction SFIC	BDC	-\$55.00	N/A
Less SFIC	B	-\$55.00	
Less FSIC – Corbin Russwin (6 Pin) ¹	J-CO6 	\$0.00	
Less FSIC – Corbin Russwin (7 Pin) ¹	J-CO7 	\$0.00	
Less FSIC – Sargent ¹	J-SA 	\$0.00	
Less Conventional, Corbin Russwin ¹	L-CO 	\$0.00	
Less Conventional, Sargent ¹	L-SA 	\$0.00	

Extended lead time

¹ Competitor cores not available on Classroom (70) functions

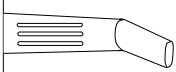
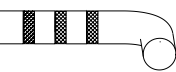
Construction cores (T and H) have an additional handling charge 50-231



COMPLETE LOCKS

STYLE OPTIONS

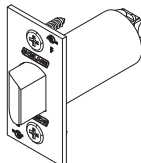
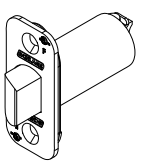
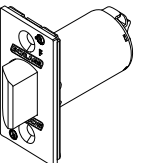
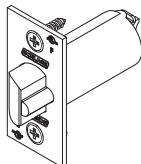
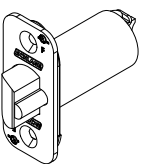
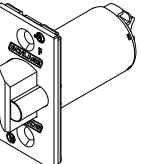
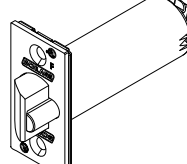
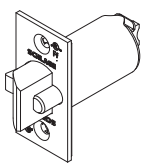
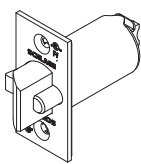
Specify on order only if requesting an option other than the default

	MILLED PATTERN	KNURLED PATTERN	OPTIONAL	
			Specify	Price adjustment per lever
TACTILE WARNING				
Athens tactile lever	Milled	-	8AT	\$64.00
Boardwalk tactile lever	-	Knurled	8BK	\$64.00
Broadway tactile lever	-	Knurled	8BY	\$64.00
Latitude tactile lever	Milled	-	8LT	\$64.00
Longitude tactile lever	Milled	-	8LN	\$64.00
Rhodes tactile lever	Milled	-	8RO	\$64.00
Sparta tactile lever	Milled	-	8SP	\$64.00
Tubular tactile lever	-	Knurled	8TR	\$64.00

COMPLETE LOCKS

LATCHES

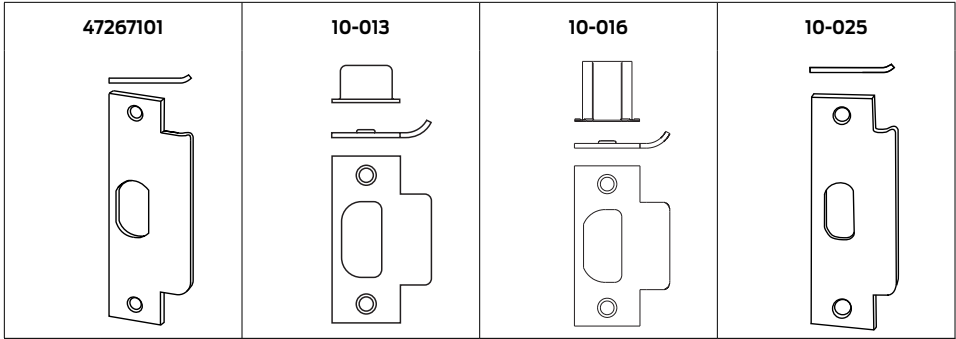
Specify on order only if requesting an option other than the default

SPRING LATCH											
47267038 47267046		47267039 47267048		47267041 47267050		47272024 14-010					
											
DEADLATCH											
47267042 47267043		47267051 47267052		47267045 47267054		13-247		14-028		14-042	
											
LATCHES											
SPRING LATCH											
Default	Faceplate description			Backset	Function	Housing diameter	Specify	Price adjustment			
▪	1-1/8" x 2-1/4" Square corner			2-3/4"	Restoring	7/8"	47267038	\$0.00			
	1" x 2-1/4" Square corner			2-3/4"	Restoring	7/8"	47267039	\$0.00			
	1" x 2-1/4" Round corner			2-3/4"	Restoring	7/8"	47267041	\$0.00			
	1-1/8" x 2-1/4" Square corner			2-3/8"	Restoring	7/8"	47267046	\$0.00			
	1" x 2-1/4" Square corner			2-3/8"	Restoring	7/8"	47267048	\$0.00			
	1" x 2-1/4" Round corner			2-3/8"	Restoring	7/8"	47267050	\$0.00			
	1-1/8" x 2-1/4" Square corner (based on 13-248); (1" housing diameter only)			2-3/4"	Restoring	1"	47272024	\$42.60			
	1-1/8" x 2-1/4" Square corner; (1" housing diameter only)			3-3/4"	Non-Restoring	1"	14-010	\$69.60			
DEADLATCH											
Default	Faceplate description			Backset	Function	Housing diameter	Specify	Price adjustment			
▪	1-1/8" x 2-1/4" Square corner			2-3/4"	Non-Restoring	7/8"	47267042	\$0.00			
	1" x 2-1/4" Square corner			2-3/4"	Non-Restoring	7/8"	47267043	\$0.00			
	1" x 2-1/4" Round corner			2-3/4"	Non-Restoring	7/8"	47267045	\$0.00			
	1-1/8" x 2-1/4" Square corner			2-3/8"	Non-Restoring	7/8"	47267051	\$0.00			
	1" x 2-1/4" Square corner			2-3/8"	Non-Restoring	7/8"	47267052	\$0.00			
	1" x 2-1/4" Round corner			2-3/8"	Non-Restoring	7/8"	47267054	\$0.00			
	1-1/8" x 2-1/4" Square corner (1" housing diameter only)			2-3/4"	Non-Restoring	1"	13-247	\$42.60			
	1-1/8" x 2-1/4" Square corner (1" housing diameter only)			3-3/4"	Non-Restoring	1"	14-028	\$69.60			
	1-1/8" x 2-1/4" Square corner anti-friction fire latch (1" housing diameter only and 3/4" bolt projection)			2-3/4"	Non-Restoring	1"	14-042	\$418.00			

COMPLETE LOCKS

STRIKES AND STRIKE LIP LENGTH

Specify on order only if requesting an option other than the default



STRIKES					
Default	Description	Default lip length	Specify		Price adjustment
			Part number	Lip length	
▪	ANSI, no box, 1-1/4" x 4-7/8"	1-3/16"	47267101	-	\$0.00
	ANSI, no box, 1-1/4" x 4-7/8"	1-3/8"	10-025	.LIP1-3/8	\$39.20
	ANSI, no box, 1-1/4" x 4-7/8"	1-1/2"	10-025	.LIP1-1/2	\$39.20
	Square corner T-strike, dust box, 1-1/8" x 2-3/4"	1-1/8"	10-013	-	\$0.00
	Square corner T-strike, dust box, 1-1/8" x 2-3/4"	1-1/2"	10-013	LIP1-1/2	\$0.00
	Square corner T-strike with deep dust box for 3/4" fire latch, 1-1/8" x 2-3/4"	1-1/8"	10-016	-	\$0.00
	Square corner, full lip, no box, 1-5/8" x 2-1/4"	1-1/8"	10-026	-	-\$10.80
	1/4" Radius round corner, full lip, no box, 1-5/8" x 2-1/4"	1-1/8"	10-027	-	-\$10.80



COMPLETE LOCKS

OPTIONS

LATCH EXTENSION		
Description	Specify	Price adjustment
5" - Backset extension link - requires reinforcement when used in hollow metal door applications; backset link must be used with 2-3/4" backset latches	43-005	\$45.70
BOX FOR ANSI STRIKE		
Description	Specify	Price adjustment
Plastic dust box for ANSI strike - finish not required	K510-066	\$0.00
PACK CYLINDERS LOOSE		
Description	Specify	Price adjustment
Pack cylinders loose in box	PCL	\$0.00
SCREW OPTIONS		
Description	Specify	Price adjustment
Standard screws	SCRSTD	\$0.00
Tamper resistant Torx® screws for latch and strike	Torx	\$29.60
BUY AMERICA ACT		
Description	Specify	Price adjustment
Buy America Act Compliant	BAA	\$25.00

COMPLETE LOCKS

LESS COMPONENTS

Deductions are applied to complete lock prices. When requesting a product "Less (LLL)" any attribute, the entire detailed ACN must be provided.

LOCKS LESS COMPONENTS		
Description	Specify	Price adjustment
Less each knob or lever	LLL	-\$17.00
Less each rose or turn	LLL	-\$12.90
Less spring latch	LLL	-\$77.40
Less deadlatch	LLL	-\$77.40
Less strike	LLL	-\$21.00

Note: Individual chassis available for sale. Less both knob/lever and rose is N/A.

COMPLETE LOCKS

KEYING

Specify on order only if requesting an option other than the default. Control keys are not furnished with locks and must be purchased separately. See [Keys section](#) at the back of this book.

For complete details on cylinders, tailpieces, keying and keys, see the [Cylinders](#) and [Keys](#) sections at the back of this book.

KEYING		Default	Optional	Default	Optional	Default	Optional	Default	Optional	Default	Optional	Default	Optional	Default	Optional
Specify	Description	P6	P	Z	R	T	M	G	H						
KD	Keyed different	▪		▪			▪								
KA-OBIT	Keyed alike 0 bitted		▪	▪											
KA-IBIT	Keyed alike 1 bitted					▪									
KAGRP	Keyed alike by group		▪	▪			▪								
KAQTY	Keyed alike by qty		▪	▪											
KEYSPECIFIC	Keyed alike to specific combination		▪	▪			▪								
MK	Master keyed		▪	▪	▪		▪		▪		▪				
SPLIT	Split key construction keyed		▪												
RCK	Lost ball construction keyed			▪											
RMK	Residential master keyed			▪											
RCK/RMK	Lost ball construction keyed and res. master keyed			▪											
ICC	FSIC construction keyed, (default)						▪								
ICA	FSIC construction keyed, (if specified)						▪								
ICB	FSIC construction keyed, (if specified)						▪								
BRN	SFIC construction keyed, Brown (default)													▪	
GRN	SFIC construction keyed, Green (if specified)														▪

KEYWAY											
Specify keyway	Keyway family	Default keyway		P6	P	Z	R	T	M	G	H
		Non-masterkeyed	Masterkeyed								
[]	Everest 29 S (Open) Default if not specified	S123	S145	▪			▪				
[]	Obverse (Open)	C	E	▪	▪		▪	▪			
[]	Everest C (Open)	C123	C145	▪			▪				
[]	Everest D (Restricted)	D123	D145	▪			▪				
[]	Everest 29 T (Restricted)	T123	T145	▪			▪				
[]	Quad (Restricted)	Customer directed		▪			▪				
[]	Numbered (Restricted)	Customer directed		▪			▪				
[]	Reverse (Restricted)	Customer directed		▪			▪				
[]	Everest B (Restricted)	N/A	B125			▪			▪	▪	
[]	Everest 29 R (Restricted)	N/A	R125			▪			▪	▪	
[]	Best	A	N/A								▪

For a complete list of keying related charges, see the [Cylinders](#) and [Keys](#) sections at the back of this book.
Keys must be ordered separately for all construction keyed options.

KIT SYSTEM

CYLINDRICAL KIT ORDERING DETAILS

Chassis kits

Order elements		Specifiable elements			Support components	
Line item	Qty (1/item)	Series	Kit code	Finish	Rose	Strike
1	#	ALX	CK	[]	Rhodes (03-042)	ANSI (47267038)

Examples

Order elements		Specifiable elements		
1	10	ALX	CK	626
2	25	ALX	CK	622

Finish options:

605 622
606 625
612 626
613 643e
619

Function kit packs

Order elements		Specifiable elements				
Line item	Qty (5/item)	Series	Kit code	Function	Finish	Backset
1	#	ALX	FK	[]	[]	[]

Function options:

10 44 53 80
40 50 70 LS

Finish options:

605 612 619 625 643e
606 613 622 626

Backset

options:
234
(47267038
or 47267042)

238
(47267048
or 47267052)

Examples

Order elements		Specifiable elements				
1	10	ALX	FK	40	622	238
2	25	ALX	FK	53	626	234

Lever packs

Order elements		Specifiable elements				
Line item	Qty (5/item)	Series	Kit code	Core	Finish	Lever style
1	#	SCH	LP	[]	[]	[]

Core options:

CL (closed) FSIC J-SA J-CO7
BT (button) SFIC L-CO
KIL (open/KIL) L-SA J-CO6

Lever style

options:
ATH RHO
BRK SAT
BRW SPA
LAT TLR
LON

Finish options:

605 612 619 625 643e
606 613 622 626

Examples

Order elements		Specifiable elements				
1	10	ALX	LP	KIL	626	SAT
2	25	ALX	LP	BT	626	SAT

- 1) If desired feature isn't shown in the available options, it needs to be ordered via a fully configured lock or as a part
- 2) Confirm available lever core/style options on the trim page

BUILDING LOCKS WITH KITS

Desired lock: ALX40 with Saturn levers, 622 finish, and a 2-3/8" backset

Step	Kit description	Series /Part	Kit	Function /core	Finish	Backset/ lever style
1	Chassis kit	ALX	CK		622	
2	Function kit	ALX	FK	40	622	238
3	Lever pack - outside Lever pack - inside	SCH	LP	KIL BT	622	SAT

Desired lock: ALX80 with FSIC core, Athens levers, 626 finish, and a 2-3/4" backset

Step	Kit description	Series /Part	Kit	Function /core	Finish	Backset/ lever style
1	Chassis kit	ALX	CK		626	
2	Function kit	ALX	FK	80	626	234
3	Lever pack - outside Lever pack - inside	SCH	LP	BT FSIC	626	ATH
4	Cylinder + tailpiece	23-030+ N523-127			626	

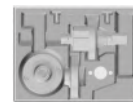
Desired lock: ALXV50 with KIL core, Latitude levers, 613 finish, and a 2-3/4" backset

Step	Kit description	Series /Part	Kit	Function /core	Finish	Backset/ lever style
1	Chassis kit	ALX	CK		613	
2	Chassis modification - Vandlgard	ALX	FK	80	626	234
3	Function kit	ALX	FK	50	613	234
4	Lever pack - outside Lever pack - inside	SCH	LP	BT KIL	613	LAT
5	Cylinder + tailpiece	21-020			613	

KIT PRICING ANALYSIS

Lock description	Locks =	Chassis kit	Function kit	Core+ tailpiece	Lever (Qty 1 of 5)	
					Outside	Inside
ALX40 SAT 622	\$294.00 =	\$178.00	\$82.00	N/A	\$17.00	\$17.00
ALX80 R ATH 626	\$417.00 =	\$166.00	\$64.00	\$104.00	\$55.00	\$28.00
ALXV50 P LAT 613	\$403.00 =	\$196.00	\$64.00	\$87.00	\$28.00	\$28.00

KIT DETAILS



Chassis kit

- Specifying finish for (2) Rhodes roses and ANSI strike
- ANSI strike comes with pre-installed screws



Function kits

- Function kits include latches
 - 2-3/4" backset latches use 1-1/8" x 2-1/4" faceplate
 - 2-3/8" backset latches use 1" x 2-1/4" faceplate
- All latches have sleeves to support 1" latch bore and pre-installed screws
- Locksmith (LS) 5 functions mix pack available



Lever packs

- Needs function and cylinder format to understand outside and inside lever combinations

KIT SYSTEM

STEP 1: SPECIFY CHASSIS KIT FINISH		FINISHES		
		626	605 606 612 619 622 625 643e	613
Description	Specify	Price		
Grade 2 capable chassis kit with Rhodes roses and ANSI strike; specify finish	ALX.CK.[Finish]	\$166.00	\$178.00	\$196.00

STEP 2: SPECIFY FUNCTION, FINISH, AND BACKSET				
NON-KEYED FUNCTIONS - A SINGLE FUNCTION IN PACKS OF 5				
Description	Specify			Price
	Function	Finish	Backset	
ALX10 passage function kits with 2-3/4" backset latch	ALX.FK10	.[Finish]	.234	\$245.00
ALX10 passage function kits with 2-3/8" backset latch	ALX.FK10	.[Finish]	.238	\$245.00
ALX40 privacy function kits with 2-3/4" backset latch	ALX.FK40	.[Finish]	.234	\$410.00
ALX40 privacy function kits with 2-3/8" backset latch;	ALX.FK40	.[Finish]	.238	\$410.00
ALX44 hospital privacy function kits with 2-3/4" backset latch	ALX.FK44	.[Finish]	.234	\$410.00
ALX44 hospital privacy function kits with 2-3/8" backset latch	ALX.FK44	.[Finish]	.238	\$410.00
KEYED FUNCTIONS - A SINGLE FUNCTION IN PACKS OF 5				
Description	Specify			Price
	Function	Finish	Backset	
ALX50 entrance/office function kits with 2-3/4" backset latch	ALX.FK50	.[Finish]	.234	\$320.00
ALX50 entrance/office function kits with 2-3/8" backset latch	ALX.FK50	.[Finish]	.238	\$320.00
ALX53 entrance function kits with 2-3/4" backset latch	ALX.FK53	.[Finish]	.234	\$320.00
ALX53 entrance function kits with 2-3/8" backset latch	ALX.FK53	.[Finish]	.238	\$320.00
ALX70 classroom function kits with 2-3/4" backset latch	ALX.FK70	.[Finish]	.234	\$320.00
ALX70 classroom function kits with 2-3/8" backset latch	ALX.FK70	.[Finish]	.238	\$320.00
ALX80 storeroom function kits with 2-3/4" backset latch	ALX.FK80	.[Finish]	.234	\$320.00
ALX80 storeroom function kits with 2-3/8" backset latch	ALX.FK80	.[Finish]	.238	\$320.00
LOCKSMITH MIX PACK - 1 EACH OF 5 FUNCTIONS				
Description	Specify			Price
	Function	Finish	Backset	
One each of a ALX10/40/50/53/80 function kits with 2-3/4" backset latch	ALX.FK.LS	.[Finish]	.234	\$323.00
One each of a ALX10/40/50/53/80 function kits with 2-3/8" backset latch	ALX.FK.LS	.[Finish]	.238	\$323.00

STEP 3 - SPECIFY LEVER PACK CORE, FINISH, AND STYLE (CORE TYPES DEFINED BY FUNCTION AND CYLINDER NEEDS)			Available finishes													
			605	606	609	612	613	619	622	625	626	629	630	643e	626AM	630AM
			▪	▪	N/A	▪	▪	N/A	▪	▪	▪	N/A	N/A	▪	N/A	N/A
Description	Style options		Specify								Price					
			Lever pack	Core	Finish	Lever design										
CL (Closed) BT (Button) KIL (Key-in-lever)	SAT (Saturn)		SCH.LP													\$85.00
CL (Closed) BT (Button) KIL (Key-in-lever)	ATH (Athens) BRW (Broadway) BRK (Boardwalk) LAT (Latitude)	LON (Longitude) RHO (Rhodes) SPA (Sparta) TLR (Tubular)	SCH.LP													\$140.00



KIT SYSTEM

STEP 3 - SPECIFY LEVER PACK CORE, FINISH, AND STYLE (CORE TYPES DEFINED BY FUNCTION AND CYLINDER NEEDS)			Available finishes													
			605	606	609	612	613	619	622	625	626	629	630	643e	626AM	630AM
			▪	▪	N/A	▪	▪	N/A	▪	▪	▪	N/A	N/A	▪	N/A	N/A
Description	Style options		Specify											Price		
			Lever pack	Core	Finish	Lever design										
FSIC	ATH (Athens) BRW (Broadway) BRK (Boardwalk) LAT (Latitude)	LON (Longitude) RHO (Rhodes) SPA (Sparta) TLR (Tubular)	SCH.LP	.FSIC	.[Finish]	.[Style]									\$275.00	
SFIC	ATH (Athens) BRW (Broadway) BRK (Boardwalk) LAT (Latitude)	LON (Longitude) RHO (Rhodes) SPA (Sparta) TLR (Tubular)	SCH.LP	.SFIC	.[Finish]	.[Style]									\$215.00	
L-SAR L-CO6 J-SAR J-CO6	ATH (Athens) RHO (Rhodes) SPA (Sparta) TLR (Tubular)		SCH.LP	.[Core]	.[Finish]	.[Style]									\$490.00	
J-CO7	RHO (Rhodes)		SCH.LP	.J-CO7	.[Finish]	.RHO									\$490.00	

STEP 4 - SELECT CYLINDER KIT OR BULK PACK OPTION (IF NECESSARY). INDIVIDUAL CYLINDERS ARE LISTED IN THE CYLINDERS TABLE.	Available finishes													
	605	606	609	612	613	619	622	625	626	629	630	643e	626AM	630AM
	N/A	▪	N/A	N/A	N/A	N/A	▪	N/A	▪	N/A	N/A	▪	N/A	N/A
CYLINDER KIT														
Description	Specify			Price										
	Part number	Finish	Keyway	Open	Restricted									
Everest, Everest 29 or Classic - 1 preassembled 0-bitted KIL cylinder, 4 tailpieces, 2 keyblanks (order ALX70 tailpiece separately)	40-100	.[Finish]	.[Keyway]	\$87.00	\$114.00									
Primus - 1 preassembled 0-bitted KIL cylinder, 4 tailpieces	40-700	.[Finish]	.[Keyway]	-	\$188.00									
Primus XP - 1 preassembled 0-bitted KIL cylinder, 4 tailpieces	40-700-XP	.[Finish]	.[Keyway]	-	\$188.00									
Primus UL437 - 1 preassembled 0-bitted KIL cylinder, 4 tailpieces	40-500	.[Finish]	.[Keyway]	-	\$251.00									
Primus XP UL437 - 1 preassembled 0-bitted KIL cylinder, 4 tailpieces	40-500-XP	.[Finish]	.[Keyway]	-	\$251.00									
BULK PACK														
Description	Specify			Price										
	Part number	Finish	Keyway	Open	Restricted									
KIL - Classic keyway - Bulk pack, components needed for 10 KIL cylinders	09-409	.[Finish]	.[Keyway]	\$626.00	\$821.00									
KIL - Everest or Everest 29 keyway - Bulk pack, components needed for 10 KIL cylinders	09-751	.[Finish]	.[Keyway]	\$626.00	\$821.00									
KIL - Primus or Primus XP bulk pack for the Everest or Everest 29 keyway	09-764	.[Finish]	.[Keyway]	-	\$1,354.00									
KIL - Primus or Primus XP bulk pack for the Classic keyway	09-833	.[Finish]	.[Keyway]	-	\$1,354.00									
FSIC - Classic keyway - Bulk pack, components needed for 10 FSIC cylinders	09-411	.[Finish]	.[Keyway]	\$713.00	\$907.00									
FSIC - Everest or Everest 29 keyway - Bulk pack, components needed for 10 KIL cylinders	09-753	.[Finish]	.[Keyway]	\$713.00	\$907.00									
FSIC - Primus or Primus XP bulk pack for the Everest or Everest 29 keyway	09-766	.[Finish]	.[Keyway]	-	\$1,440.00									
FSIC - Primus or Primus XP bulk pack for the Classic keyway	09-836	.[Finish]	.[Keyway]	-	\$1,440.00									
Tailpieces - Bulk pack of 10 ND/ALX A700-031 tailpieces	09-416	-	-	\$18.50										





PARTS

CHASSIS COMPONENTS	Available finishes													
	605	606	609	612	613	619	622	625	626	629	630	643e	626AM	630AM
	▪	▪	N/A	▪	▪	N/A	▪	▪	▪	N/A	N/A	▪	▪	N/A
Assembly	Related functions		Specify for sold separate		Price									
			Part number	Finish										
Chassis assembly - universal (not compatible with AL latches)	10, 40, 44, 50, 53, 70, 80		47267022	-	\$220.00									
Chassis assembly - exterior 170	170		47268754	-	\$67.00									
Chassis assembly - exterior 172	172		47268755	-	\$67.00									
Chassis assembly - interior 172	172		47268756	-	\$67.00									
Inside spring cage assembly	10, 40, 44, 50, 53, 70, 80		47267025	-	\$140.00									
Exterior coin turn	40		47267029	-	\$86.90									
Exterior emergency turn	44		47267028	.[Finish]	\$161.00									
Interior push button	40, 44, 50		47267030	.[Finish]	\$24.20									
Interior push/turn button	53		47267031	.[Finish]	\$26.70									
Keycam timing tool	70		47272158	-	\$6.80									
Plunger - storeroom	80		47266454	-	\$20.10									

TAILPIECES				
Cylinder format	Related functions	Configured lock specification	Specify for sold separate	Price
Schlage KIL	50, 53, 80	P, P6	A700-031	\$2.80
Schlage KIL	70	P, P6	47270197	\$2.80
Schlage KIL High Security	50, 53, 80	L, Z	N523-022	\$2.80
Schlage KIL High Security	70	L, Z	47270197	\$2.80
Schlage FSIC	50, 53, 80	R, M, T	N523-127	\$4.10
Schlage FSIC	70	R, M, T	47269168	\$4.10
Schlage SFIC	50, 53, 80	G, H	N523-091	\$16.50
Schlage SFIC	70	G, H	47269620	\$16.50
Sargent KIL	50, 53, 80	L-SA	09-060	\$16.50
Sargent FSIC	50, 53, 80	J-SA	09-063	\$16.50
Corbin Russwin KIL	50, 53, 80	L-CO	10-140	\$16.50
Corbin Russwin FSIC 6 PIN	50, 53, 80	J-CO6	09-062	\$16.50
Corbin Russwin FSIC 7 PIN	50, 53, 80	J-CO7	10-141	\$31.60
SFIC driver and spacer	50, 53, 80	N/A	09-774	\$20.70
SFIC 6 pin body spacer	50, 53, 70, 80	N/A	D500-000	\$2.40
Sargent XC SFIC	50, 53, 80	N/A	XN12-292	\$17.80

Shaded items are standard components and are furnished with locks unless otherwise specified.

PARTS

LATCHES Latches will accommodate 1" or 7/8" door prep diameters unless otherwise stated)				Available finishes													
				605	606	609	612	613	619	622	625	626	629	630	643e	626AM	630AM
				▪	▪	N/A	▪	▪	N/A	▪	▪	▪	N/A	N/A	▪	N/A	N/A
SPRING LATCH																	
Faceplate description	Backset	Lock function	Configured lock specification	Specify for sold separate		Price											
				Part number	Finish												
1-1/8" x 2-1/4" Square corner	2-3/4"	Restoring	47267038	47273614	.[Finish]	\$77.40											
1" x 2-1/4" Square corner	2-3/4"	Restoring	47267039	47273615	.[Finish]	\$77.40											
1" x 2-1/4" Round corner	2-3/4"	Restoring	47267041	47273616	.[Finish]	\$77.40											
1-1/8" x 2-1/4" Square corner	2-3/8"	Restoring	47267046	47273620	.[Finish]	\$77.40											
1" x 2-1/4" Square corner	2-3/8"	Restoring	47267048	47273621	.[Finish]	\$77.40											
1" x 2-1/4" Round corner	2-3/8"	Restoring	47267050	47273622	.[Finish]	\$77.40											
1-1/8" x 2-1/4" Square corner (based on 13-248) (1" housing diameter only)	2-3/4"	Restoring	47272024	47272024	.[Finish]	\$120.00											
1-1/8" x 2-1/4" Square corner (1" housing diameter only)	3-3/4"	Non-Restoring	14-010	14-010	.[Finish]	\$147.00											
DEADLATCH																	
Faceplate description	Backset	Lock function	Configured lock specification	Specify for sold separate		Price											
				Part number	Finish												
1-1/8" x 2-1/4" Square corner	2-3/4"	Non-restoring	47267042	47273617	.[Finish]	\$77.40											
1" x 2-1/4" Square corner	2-3/4"	Non-restoring	47267043	47273618	.[Finish]	\$77.40											
1" x 2-1/4" Round corner	2-3/4"	Non-restoring	47267045	47273619	.[Finish]	\$77.40											
1-1/8" x 2-1/4" Square corner	2-3/8"	Non-restoring	47267051	47273623	.[Finish]	\$77.40											
1" x 2-1/4" Square corner	2-3/8"	Non-restoring	47267052	47273624	.[Finish]	\$77.40											
1" x 2 -1/4" Round corner	2-3/8"	Non-restoring	47267054	47273625	.[Finish]	\$77.40											
1-1/8" x 2-1/4" Square corner (1" housing diameter only)	2-3/4"	Non-restoring	13-247	13-247	.[Finish]	\$120.00											
1-1/8" x 2-1/4" Square corner (1" housing diameter only)	3-3/4"	Non-restoring	14-028	14-028	.[Finish]	\$147.00											
1-1/8" x 2-1/4" Square corner anti-friction fire latch (1" housing diameter only and 3/4" bolt projection)	2-3/4"	Non-restoring	14-042	14-042	.[Finish]	\$495.00											
MISCELLANEOUS OPTIONS																	
Description			Configured lock specification	Specify for sold separate		Price											
5" - Backset extension link - requires reinforcement when used in hollow metal door applications; backset link must be used with 2-3/4" backset latches			43-005	43-005		\$45.70											
Steel door reinforcer kit - after specifying door thickness, kit will include A501-567 and A501-565 or A501-566			N/A	37-001		\$54.10											
1-3/8" thick hollow steel door reinforcer. Fits both 7/8" and 1" diameter housings.			N/A	A501-565		\$27.20											
1-3/4" thick hollow steel door reinforcer. Fits both 7/8" and 1" diameter housings.			N/A	A501-566		\$27.20											
3-1/2" hollow steel door latch reinforcement sleeve for use with 41-005.			N/A	A501-567		\$17.40											
1-3/4" thick hollow steel/aluminum door reinforcer. Fits 1" diameter housings.			N/A	24483760		\$7.50											
Rabbeted latch and strike kit			N/A	39-030		\$80.00											
Blank latch plate kit			N/A	47269199		\$44.10											

Shaded items are standard components and are furnished with locks unless otherwise specified.

PARTS

STRIKES	Available finishes													
	605	606	609	612	613	619	622	625	626	629	630	643e	626AM	630AM
	▪	▪	N/A	▪	▪	N/A	▪	▪	▪	N/A	N/A	▪	N/A	N/A
Description	Lip length	Configured lock specification	Specify for sold separate		Price									
			Part number	Finish										
Square corner T-strike, dust box, 1-1/8" x 2-3/4"	1-1/8"	10-013	10-013-118 .[Finish]		\$21.00									
Square corner T-strike, dust box, 1-1/8" x 2-3/4"	1-1/2"	10-013 112	10-013-112 .[Finish]		\$21.00									
Square corner T-strike with deep dust box for 3/4" fire latch, 1-1/8" x 2-3/4"	1-1/8"	10-016	10-016 .[Finish]		\$21.00									
ANSI, no box, 1-1/4" x 4-7/8"	1-3/16"	47267101	10-025-1316 .[Finish]		\$21.00									
ANSI, no box, 1-1/4" x 4-7/8"	1-3/8"	10-025 138	10-025-138 .[Finish]		\$60.20									
ANSI, no box, 1-1/4" x 4-7/8"	1-1/2"	10-025 112	10-025-112 .[Finish]		\$60.20									
Square corner, full lip, no box, 1-5/8" x 2-1/4"	1-1/8"	10-026	10-026 .[Finish]		\$10.20									
1/4" Radius round corner, full lip, no box, 1-5/8" x 2-1/4"	1-1/8"	10-027	10-027 .[Finish]		\$10.20									
Box for ANSI strike		K510-066	K510-066 -		\$9.30									

LEVERS - SCHLAGE OPTIONS		Available finishes													
		605	606	609	612	613	619	622	625	626	629	630	643e	626AM	630AM
		▪	▪	N/A	▪	▪	N/A	▪	▪	▪	N/A	N/A	▪	▪	N/A
Lever type	Lever style	Configured lock specification	Specify for sold separate		Price										
			Part number	Finish											
Closed - CL	Athens	ATH	03-230-ATH	.[Finish]	\$188.00										
Closed - CL	Boardwalk	BRK	47258044	.[Finish]	\$188.00										
Closed - CL	Broadway	BRW	47258043	.[Finish]	\$188.00										
Closed - CL	Latitude	LAT	47258045	.[Finish]	\$188.00										
Closed - CL	Longitude	LON	47258046	.[Finish]	\$188.00										
Closed - CL	Omega	OME	03-230-OME	.[Finish]	\$188.00										
Closed - CL	Rhodes	RHO	03-230-RHO	.[Finish]	\$188.00										
Closed - CL	Saturn	SAT	47260493	.[Finish]	\$174.00										
Closed - CL	Sparta	SPA	03-230-SPA	.[Finish]	\$188.00										
Closed - CL	Tubular	TLR	03-230-TLR	.[Finish]	\$188.00										
Closed - CL	Athens - Tactile	8AT	03-230-8AT	.[Finish]	\$252.00										
Closed - CL	Boardwalk - Tactile	8BK	47260542	.[Finish]	\$252.00										
Closed - CL	Broadway - Tactile	8BY	47260541	.[Finish]	\$252.00										
Closed - CL	Latitude - Tactile	8LT	47260543	.[Finish]	\$252.00										
Closed - CL	Longitude - Tactile	8LN	47260544	.[Finish]	\$252.00										
Closed - CL	Rhodes - Tactile	8RO	03-230-8RO	.[Finish]	\$252.00										
Closed - CL	Sparta - Tactile	8SP	03-230-8SP	.[Finish]	\$252.00										
Closed - CL	Tubular - Tactile	8TR	03-230-8TR	.[Finish]	\$252.00										
Button - BT	Athens	ATH	03-233-ATH	.[Finish]	\$188.00										
Button - BT	Boardwalk	BRK	47258056	.[Finish]	\$188.00										
Button - BT	Broadway	BRW	47258055	.[Finish]	\$188.00										
Button - BT	Latitude	LAT	47258057	.[Finish]	\$188.00										

Shaded items are standard components and are furnished with locks unless otherwise specified.

PARTS

LEVERS - SCHLAGE OPTIONS		Available finishes													
		605	606	609	612	613	619	622	625	626	629	630	643e	626AM	630AM
		▪	▪	N/A	▪	▪	N/A	▪	▪	▪	N/A	N/A	▪	▪	N/A
Lever type	Lever style	Configured lock specification	Specify for sold separate		Price										
			Part number	Finish											
Button - BT	Longitude	LON	47258058	.[Finish]	\$188.00										
Button - BT	Omega	OME	03-233-OME	.[Finish]	\$188.00										
Button - BT	Rhodes	RHO	03-233-RHO	.[Finish]	\$188.00										
Button - BT	Saturn	SAT	47260501	.[Finish]	\$174.00										
Button - BT	Sparta	SPA	03-233-SPA	.[Finish]	\$188.00										
Button - BT	Tubular	TLR	03-233-TLR	.[Finish]	\$188.00										
Button - BT	Athens - Tactile	8AT	03-233-8AT	.[Finish]	\$252.00										
Button - BT	Boardwalk - Tactile	8BK	47260554	.[Finish]	\$252.00										
Button - BT	Broadway - Tactile	8BY	47260553	.[Finish]	\$252.00										
Button - BT	Latitude - Tactile	8LT	47260555	.[Finish]	\$252.00										
Button - BT	Longitude - Tactile	8LN	47260556	.[Finish]	\$252.00										
Button - BT	Rhodes - Tactile	8RO	03-233-8RO	.[Finish]	\$252.00										
Button - BT	Sparta - Tactile	8SP	03-233-8SP	.[Finish]	\$252.00										
Button - BT	Tubular - Tactile	8TR	03-233-8TR	.[Finish]	\$252.00										
KIL/Open - P, Z, L	Athens	ATH	03-231-ATH	.[Finish]	\$188.00										
KIL/Open - P, Z, L	Boardwalk	BRK	47258048	.[Finish]	\$188.00										
KIL/Open - P, Z, L	Broadway	BRW	47258047	.[Finish]	\$188.00										
KIL/Open - P, Z, L	Latitude	LAT	47258049	.[Finish]	\$188.00										
KIL/Open - P, Z, L	Longitude	LON	47258050	.[Finish]	\$188.00										
KIL/Open - P, Z, L	Omega	OME	03-231-OME	.[Finish]	\$188.00										
KIL/Open - P, Z, L	Rhodes	RHO	03-231-RHO	.[Finish]	\$188.00										
KIL/Open - P, Z, L	Saturn	SAT	47262743	.[Finish]	\$174.00										
KIL/Open - P, Z, L	Sparta	SPA	03-231-SPA	.[Finish]	\$188.00										
KIL/Open - P, Z, L	Tubular	TLR	03-231-TLR	.[Finish]	\$188.00										
KIL/Open - P, Z, L	Athens - Tactile	8AT	03-231-8AT	.[Finish]	\$252.00										
KIL/Open - P, Z, L	Boardwalk - Tactile	8BK	47260546	.[Finish]	\$252.00										
KIL/Open - P, Z, L	Broadway - Tactile	8BY	47260545	.[Finish]	\$252.00										
KIL/Open - P, Z, L	Latitude - Tactile	8LT	47260547	.[Finish]	\$252.00										
KIL/Open - P, Z, L	Longitude - Tactile	8LN	47260548	.[Finish]	\$252.00										
KIL/Open - P, Z, L	Rhodes - Tactile	8RO	03-231-8RO	.[Finish]	\$252.00										
KIL/Open - P, Z, L	Sparta - Tactile	8SP	03-231-8SP	.[Finish]	\$252.00										
KIL/Open - P, Z, L	Tubular - Tactile	8TR	03-231-8TR	.[Finish]	\$252.00										
FSIC - R, J, T, M	Athens	ATH	03-232-ATH	.[Finish]	\$188.00										
FSIC - R, J, T, M	Boardwalk	BRK	47258052	.[Finish]	\$188.00										
FSIC - R, J, T, M	Broadway	BRW	47258051	.[Finish]	\$188.00										
FSIC - R, J, T, M	Latitude	LAT	47258053	.[Finish]	\$188.00										
FSIC - R, J, T, M	Longitude	LON	47258054	.[Finish]	\$188.00										
FSIC - R, J, T, M	Omega	OME	03-232-OME	.[Finish]	\$188.00										
FSIC - R, J, T, M	Rhodes	RHO	03-232-RHO	.[Finish]	\$188.00										
FSIC - R, J, T, M	Sparta	SPA	03-232 -SPA	.[Finish]	\$188.00										

PARTS

LEVERS - SCHLAGE OPTIONS		Available finishes													
		605	606	609	612	613	619	622	625	626	629	630	643e	626AM	630AM
		▪	▪	N/A	▪	▪	N/A	▪	▪	▪	N/A	N/A	▪	▪	N/A
Lever type	Lever style	Configured lock specification	Specify for sold separate		Price										
			Part number	Finish											
FSIC - R, J, T, M	Tubular	TLR	03-232-TLR	.[Finish]	\$188.00										
FSIC - R, J, T, M	Athens - Tactile	8AT	03-232-8AT	.[Finish]	\$252.00										
FSIC - R, J, T, M	Boardwalk - Tactile	8BK	47260550	.[Finish]	\$252.00										
FSIC - R, J, T, M	Broadway - Tactile	8BY	47260549	.[Finish]	\$252.00										
FSIC - R, J, T, M	Latitude - Tactile	8LT	47260551	.[Finish]	\$252.00										
FSIC - R, J, T, M	Longitude - Tactile	8LN	47260552	.[Finish]	\$252.00										
FSIC - R, J, T, M	Rhodes - Tactile	8RO	03-232-8RO	.[Finish]	\$252.00										
FSIC - R, J, T, M	Sparta - Tactile	8SP	03-232-8SP	.[Finish]	\$252.00										
FSIC - R, J, T, M	Tubular - Tactile	8TR	03-232-8TR	.[Finish]	\$252.00										
SFIC - BDC, B, G, H	Athens	ATH	03-200-ATH	.[Finish]	\$188.00										
SFIC - BDC, B, G, H	Boardwalk	BRK	47258040	.[Finish]	\$188.00										
SFIC - BDC, B, G, H	Broadway	BRW	47258039	.[Finish]	\$188.00										
SFIC - BDC, B, G, H	Latitude	LAT	47258041	.[Finish]	\$188.00										
SFIC - BDC, B, G, H	Longitude	LON	47258042	.[Finish]	\$188.00										
SFIC - BDC, B, G, H	Omega	OME	03-200-OME	.[Finish]	\$188.00										
SFIC - BDC, B, G, H	Rhodes	RHO	03-200-RHO	.[Finish]	\$188.00										
SFIC - BDC, B, G, H	Sparta	SPA	03-200-SPA	.[Finish]	\$188.00										
SFIC - BDC, B, G, H	Tubular	TLR	03-200-TLR	.[Finish]	\$188.00										
SFIC - BDC, B, G, H	Athens - Tactile	8AT	03-200-8AT	.[Finish]	\$252.00										
SFIC - BDC, B, G, H	Broadway - Tactile	8BY	47260537	.[Finish]	\$252.00										
SFIC - BDC, B, G, H	Boardwalk - Tactile	8BK	47260538	.[Finish]	\$252.00										
SFIC - BDC, B, G, H	Latitude - Tactile	8LT	47260539	.[Finish]	\$252.00										
SFIC - BDC, B, G, H	Longitude - Tactile	8LN	47260540	.[Finish]	\$252.00										
SFIC - BDC, B, G, H	Rhodes - Tactile	8RO	03-200-8RO	.[Finish]	\$252.00										
SFIC - BDC, B, G, H	Sparta - Tactile	8SP	03-200-8SP	.[Finish]	\$252.00										
SFIC - BDC, B, G, H	Tubular - Tactile	8TR	03-200-8TR	.[Finish]	\$252.00										

ROSES			Available finishes													
			605	606	609	612	613	619	622	625	626	629	630	643e	626AM	630AM
			▪	▪	N/A	▪	▪	N/A	▪	▪	▪	N/A	N/A	▪	▪	N/A
Rose	Lever compatibility					Specify for sold separate				Price						
						Part number		Finish								
Rhodes (RHO)	Athens, Boardwalk, Broadway, Latitude, Longitude, Rhodes, Saturn, Sparta, Tubular					03-042 RHO				.[Finish]				\$143.00		
Omega (OME)	Omega					03-042 OME				.[Finish]				\$143.00		

PARTS

LEVERS - COMPETITOR OPTIONS		Available finishes													
		605	606	609	612	613	619	622	625	626	629	630	643e	626AM	630AM
		▪	▪	N/A	▪	▪	N/A	▪	▪	▪	N/A	N/A	▪	▪	N/A
Lever type	Lever style	Configured lock specification	Specify for sold separate		Price										
			Part number	Finish											
Sargent KIL - L-SA	Athens	ATH	03-244-ATH	.[Finish]	\$347.00										
Sargent KIL - L-SA	Rhodes	RHO	03-244-RHO	.[Finish]	\$347.00										
Sargent KIL - L-SA	Sparta	SPA	03-244-SPA	.[Finish]	\$347.00										
Sargent KIL - L-SA	Tubular	TLR	03-244-TLR	.[Finish]	\$347.00										
Sargent KIL - L-SA	Athens - Tactile	8AT	03-244-8AT	.[Finish]	\$411.00										
Sargent KIL - L-SA	Rhodes - Tactile	8RO	03-244-8RO	.[Finish]	\$411.00										
Sargent KIL - L-SA	Sparta - Tactile	8SP	03-244-8SP	.[Finish]	\$411.00										
Sargent KIL - L-SA	Tubular - Tactile	8TR	03-244-8TR	.[Finish]	\$411.00										
Sargent FSIC 6-pin - J-SA	Athens	ATH	03-277-ATH	.[Finish]	\$347.00										
Sargent FSIC 6-pin - J-SA	Rhodes	RHO	03-277-RHO	.[Finish]	\$347.00										
Sargent FSIC 6-pin - J-SA	Sparta	SPA	03-277-SPA	.[Finish]	\$347.00										
Sargent FSIC 6-pin - J-SA	Tubular	TLR	03-277-TLR	.[Finish]	\$347.00										
Sargent FSIC 6-pin - J-SA	Athens - Tactile	8AT	03-277-8AT	.[Finish]	\$411.00										
Sargent FSIC 6-pin - J-SA	Rhodes - Tactile	8RO	03-277-8RO	.[Finish]	\$411.00										
Sargent FSIC 6-pin - J-SA	Sparta - Tactile	8SP	03-277-8SP	.[Finish]	\$411.00										
Sargent FSIC 6-pin - J-SA	Tubular - Tactile	8TR	03-277-8TR	.[Finish]	\$411.00										
C-R KIL - L-CO	Athens	ATH	03-234-ATH	.[Finish]	\$347.00										
C-R KIL - L-CO	Rhodes	RHO	03-234-RHO	.[Finish]	\$347.00										
C-R KIL - L-CO	Sparta	SPA	03-234-SPA	.[Finish]	\$347.00										
C-R KIL - L-CO	Tubular	TLR	03-234-TLR	.[Finish]	\$347.00										
C-R KIL - L-CO	Athens - Tactile	8AT	03-234-8AT	.[Finish]	\$411.00										
C-R KIL - L-CO	Rhodes - Tactile	8RO	03-234-8RO	.[Finish]	\$411.00										
C-R KIL - L-CO	Sparta - Tactile	8SP	03-234-8SP	.[Finish]	\$411.00										
C-R KIL - L-CO	Tubular - Tactile	8TR	03-234-8TR	.[Finish]	\$411.00										
C-R FSIC 6 PIN - J-CO6	Athens	ATH	03-266-ATH	.[Finish]	\$347.00										
C-R FSIC 6 PIN - J-CO6	Rhodes	RHO	03-266-RHO	.[Finish]	\$347.00										
C-R FSIC 6 PIN - J-CO6	Sparta	SPA	03-266-SPA	.[Finish]	\$347.00										
C-R FSIC 6 PIN - J-CO6	Tubular	TLR	03-266-TLR	.[Finish]	\$347.00										
C-R FSIC 6 PIN - J-CO6	Athens - Tactile	8AT	03-266-8AT	.[Finish]	\$411.00										
C-R FSIC 6 PIN - J-CO6	Rhodes - Tactile	8RO	03-266-8RO	.[Finish]	\$411.00										
C-R FSIC 6 PIN - J-CO6	Sparta - Tactile	8SP	03-266-8SP	.[Finish]	\$411.00										
C-R FSIC 6 PIN - J-CO6	Tubular - Tactile	8TR	03-266-8TR	.[Finish]	\$411.00										
C-R FSIC 7 PIN - J-CO7	Rhodes	RHO	03-235-RHO	.[Finish]	\$347.00										
C-R FSIC 7 PIN - J-CO7	Rhodes - Tactile	8RO	03-235-8RO	.[Finish]	\$411.00										

PARTS

FASTENERS PFH = Phillips Flat Head		Available finishes													
		605	606	609	612	613	619	622	625	626	629	630	643e	626AM	630AM
		▪	▪	N/A	▪	▪	N/A	▪	▪	▪	N/A	N/A	▪	N/A	N/A
Fastener application	Fastener details	Configured lock specification	Specify for sold separate		Price										
			Part number	Finish											
ALX170 through bolt assembly	626 only	-	47262735	-	\$20.10										
ALX170 mounting surface	PFH Combo - 12-24 x 1-1/2"	-	47262999 ¹	-	\$1.30										
ANSI strike	PFH Combo - 12-24 x 1"	-	C603-256 ¹	.[Finish]	\$1.30										
Latch and strike	PFH Combo - 8-32 UNC-2A	-	C603-897 ¹	.[Finish]	\$1.20										
Spring-chassis through bolts ND172 through bolts	PFH Machine - 10-32 UNF-2A with thread patch	-	47266670 ¹	-	\$2.80										
Chassis to outside springcage Plate to inside springcage	6-32 tri-point Philips shoulder screw	-	47266669 ¹	-	\$1.00										
Torx - Latch and strike	(4) C503-766 (T-15)	-	C203-311	.[Finish]	\$29.60										
Torx - Latch and ANSI strike	(2) C503-766 (T-15) (2) L583-371 (T-20)	Torx	C203-312	.[Finish]	\$29.60										

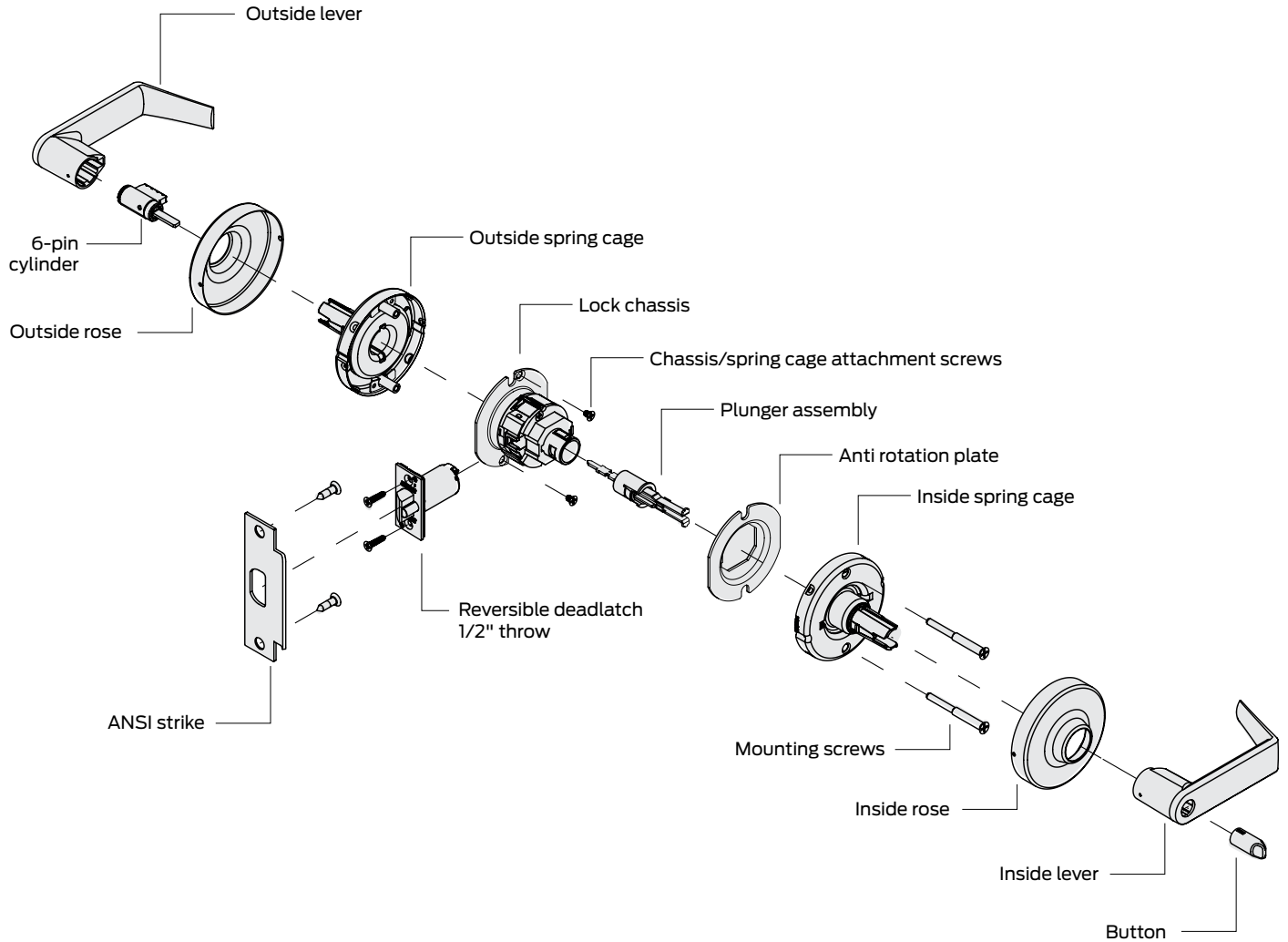
¹ Pricing shown is for each unit. Sold in multiples of 50.

CYLINDERS AND KEYS

Cylinders and keys sold separate can be found in the [Cylinders](#) and [Keys](#) sections at the back of this book.

ND SERIES

Grade 1 cylindrical levered lock



Indicates products that have EPD documentation available and meet LEED v4.

How to order

To order products, attribute values should be provided in the sequence shown below. Each value should be separated by a period.

Line Item	Quantity	Required for all lock orders																										
		Brand	Series + Function	Cylinder type (keyed functions only)	Outside style			Inside style			Handing (HSLR trim only)	Latch	Strike	Door dimensions			Options							Keying				
					Outside lever design	Outside rose design	Outside finish	Inside lever design	Inside rose design	Inside finish				Door thickness	Extended	Strike lip length	Latch extension	Box for ANSI strike	Pack cylinders loose (PCL)	Interior indicator rose	Breakaway Rhodes lever	Special options	Screw option	Request to Exit	Buy America Act compliant	Keying code	Keyway	Pack keys independently
		1	2	3	4A	4B	4C	5A	5B	5C	6	7	8	9A	9B	9C	10A	10B	10C	10D	10E	10F	10G	10H	10I	11A	11B	11C

Specifying dimensions:

Dimensions should be provided with the whole number followed by a dash and then the fraction of an inch. Example: 1-3/4.

Line item number

Quantity

- 1 **Brand:** Required only when specifying a product Less (LLL) any attribute.
- 2 **Series+Function:** Series combined with function.
- 3 **Cylinder type:** Specify cylinder code for keyed functions.
- 4A **Outside lever design:** Required for all orders.
- 4B **Outside rose design:** Required only when specifying a product Less (LLL) any attribute.
- 4C **Outside finish:** Required for all orders.
- 5A **Inside lever design:** Required only if different from the outside lever design or if specifying a product Less (LLL) any attribute.
- 5B **Inside rose design:** Required only when specifying a product Less (LLL) any attribute.
- 5C **Inside finish:** Specify only if different from the outside finish or if specifying a product Less (LLL) any attribute.
- 6 **Handling:** Specify only when selecting HSLR trim.
- 7 **Latch:** Leave blank to receive the default latch. Specify part number if non-default latch is required or if specifying a product Less (LLL) any attribute.
- 8 **Strike:** Leave blank to received default strike. Specify part number if non-default strike is required or if specifying a product Less (LLL) any attribute.
- 9A **Door thickness:** Leave blank for default 1-3/4" thick doors. Specify if other than 1-3/4" or if specifying a product Less (LLL) any attribute. Specify with a DT prefix followed by the door thickness dimension. Example: DT1-3/8, DT2-1/4.
- 9B **Extended:** Specify for doors 2-1/8" or greater. EE = Extended equally, EI = Extended inside, EO = Extended outside, ED = Extended differently.
- 9C **Strike lip length:** Leave blank for default strike lip length. Specify for non-default strike lip length or if specifying a product Less (LLL) any attribute. Specify with a LIP prefix followed by the lip length dimension. Example: LIP1-3/8.
- 10A - 10I **Options:** Specify any desired options.
- 11A **Keying code:** Default keying code is dictated by the selected cylinder type. Leave blank for to receive the default keying code or specify for any other keying code. If ordering a product less any lock attribute, keying code must be specified.
- 11B **Keyway:** Default way is dictated by the selected cylinder type. Leave blank for to receive the default keyway or specify to order any other keyway. If ordering a product less any lock attribute, keying code must be specified.
- 11C **Pack keys independently:** Specify only when requesting that keys be packed independently.

Contents

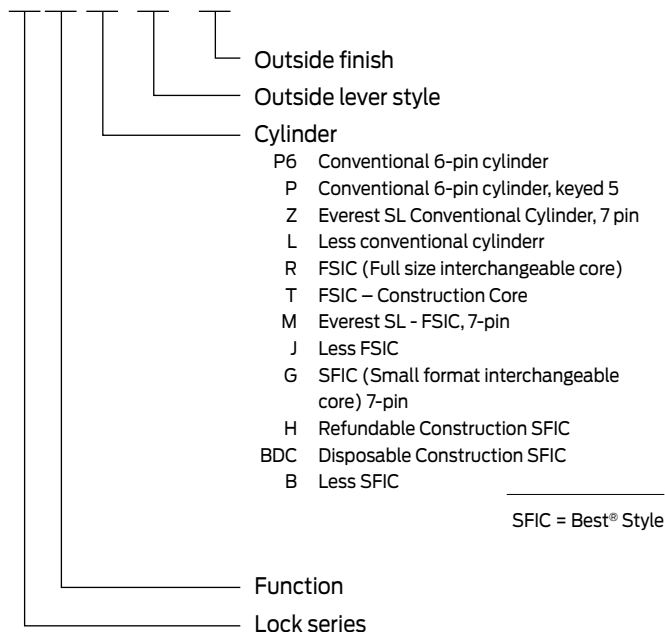
ND Series Overview	55
ND Series Functions	58
ND Series Styles	62
ND Series Configure a product	65
Style options	68
Cylinder adjustments	69
Latches	70
Strikes	71
Door dimensions	71
Options	75
Less components	76
Keying	77
ND Series School upgrade kits	79
ND Series Parts	81
Levers	81
Spring cages	82
Conversion kits	83
Roses	83
Buttons/plunger assemblies	83
Latches/related components	84
Strikes	84
Chassis kits	84
Keycam assemblies	86
Slide/related components	86
Spindles	86
Electrified chassis components	86
Miscellaneous chassis components	87
Special parts	87
Hollow metal door reinforcements	87
Screws	88
Tailpieces	89
Allegion Connect harnesses	89

BAA/ARRA

Contact your local RSO or Sales Rep. for ordering details

Product identification

ND53.P6.RHO.626



Finish codes and descriptions

BHMA code		Description
605	(US 3)	Bright Brass
606	(US 4)	Satin Brass
612	(US 10)	Satin Bronze
613	(US 10B)	Oil Rubbed Bronze
619	(US 15)	Satin Nickel
622	(US 19)	Matte Black
625	(US 26)	Bright Chrome
626	(US 26D)	Satin Chrome
626AM		Satin Chrome, Antimicrobial
630 ¹	(US32D)	Satin Stainless
643e	(US 11)	Aged Bronze

¹HSLR trim only

Standard Features



Certification	ANSI/BHMA Certified A156.2-2011, Series 4000, Grade 1, UL Listed for 3-hour fire door
Latch	1-1/8" x 2-1/4", square corner faceplate, 1" housing diameter, 1/2" throw
Strike	1-1/4" x 4-7/8", ANSI square corner, no box
Backset	2-3/4"
Cylinder	6-pin solid brass, keyed 6-pin, S123 keyway, keyed different (KD)
Door range	1-5/8" – 2-1/8" for all functions except ND85; 1-3/4" – 2" for ND85
Keys	Two nickel silver cut keys per lock, 6-pin, S123 section

ANSI/BHMA Certified A156.2-2011, Series 4000, Grade 1, UL Listed for 3-hour fire door.

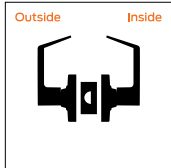
Non-keyed Locks

SCHLAGE ANSI

ND10 F75

Passage latch

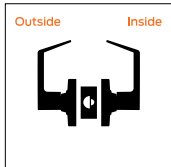
Both levers always unlocked. Inside lever is always free for immediate egress. Also available with Request to Exit (RX) function.



ND12 F89

Exit lock - lever x lever

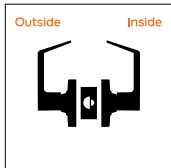
Outside lever always fixed. Inside lever always unlocked for immediate egress. Also available with Request to Exit (RX) function.



ND12EL

Exit lock, electrically locked (fail safe)

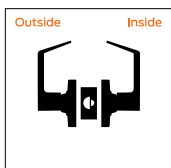
Outside lever continuously locked electrically. Unlocked by switch or power failure. Auxiliary latch deadlocks latchbolt when door is closed. Inside lever always unlocked for immediate egress. Also available with Request to Exit (RX) function.



ND12EU

Exit lock, electrically unlocked (fail secure)

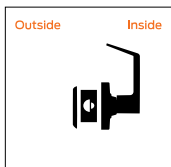
Outside lever continuously locked until unlocked by electric current. Auxiliary latch deadlocks latchbolt when door is closed. Inside lever always unlocked for immediate egress. Also available with Request to Exit (RX) function..



ND25

Exit lock - blank plate x lever

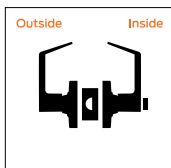
Blank plate outside. Inside lever always unlocked for immediate egress.



ND30 F77

Patio lock

Push button locking. Turning inside lever or closing door releases button, preventing a lock-out. Inside lever always unlocked for immediate egress. Specify per XN12-007.



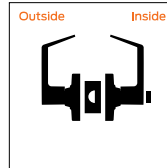
Non-keyed Locks

SCHLAGE ANSI

ND40 F76

Bath/bedroom privacy lock

Push-button locking. Can be opened from outside with small screwdriver. Turning inside lever or closing door releases button. Inside lever is always free for immediate egress.

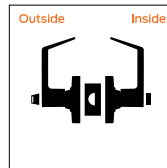


SCHLAGE ANSI

ND44

Hospital privacy lock

Push-button locking. Unlocked from outside by turning emergency turn-button. Turning inside lever or closing door releases button. Inside lever is always free for immediate egress.

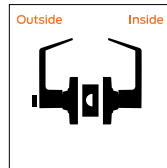


ND45

Time out lock

Caretaker side: Pushing and holding button will lock inside lever (detention side) until released. Lever always retracts latch.

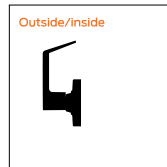
Detention side: Lever retracts latch unless outside button is depressed. Vandlgard allows inside spindle to disengage from latch when locked.



ND170

Single dummy trim

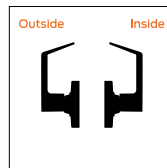
Dummy trim for one side of door. Used for door pull or as matching inactive trim.



ND172

Double dummy trim

Dual dummy trim for both sides of the door. Used for door pull or as matching inactive trim.



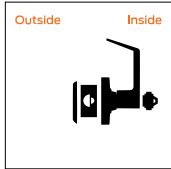
KEYED LOCKS

SCHLAGE ANSI

ND25x70

Classroom exit lock

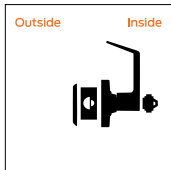
Blank plate outside. Key locks or unlocks inside lever. Specify per XN12-004.



ND25x80

Storeroom exit lock

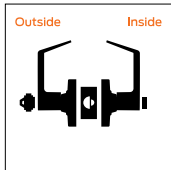
Blank plate outside. Key in fixed inside lever retracts latch. Specify per XN12-005.



ND50 F82

Entrance/office lock

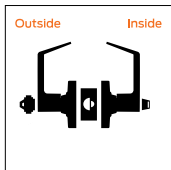
Push-button locking. Push-button locks outside lever until unlocked with key or by turning inside lever. Inside lever is always free for immediate egress.



ND53 F109

Entrance lock

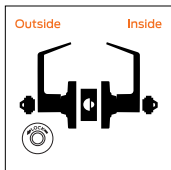
Turn/push-button locking; pushing and turning button locks outside lever, requiring use of key until button is manually unlocked. Push-button locking; pushing button locks outside lever until unlocked by key or by turning inside lever. Inside lever is always free for immediate egress.



ND60 F88

Vestibule lock

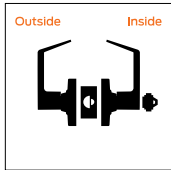
Latch retracted by key from outside when outside lever is locked by key in inside lever. Inside lever always unlocked for immediate egress.



ND60 with XN12-001

Vestibule with closed outside lever

Same as ND60 except outside lever is closed. Inside lever always unlocked for immediate egress. Specify per XN12-001.



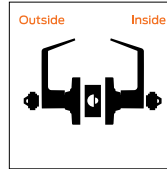
KEYED LOCKS

SCHLAGE ANSI

ND66 F91

Store lock

Key in either lever locks or unlocks both levers.

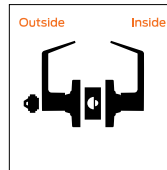


Caution: Use of this double cylinder lock on residences and any door in any structure which is used for egress are a life safety hazard in times of emergency and their use is not recommended. Installation should be in accordance with existing codes only.

ND70 F84

Classroom lock

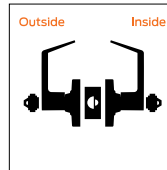
Outside lever locked and unlocked by key. Inside lever always unlocked for immediate egress.



ND70x80

Classroom by storeroom lock

Key locks and unlocks outside lever. Key in fixed inside lever retracts latch. Specify per XN12-006.

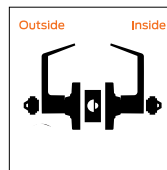


Caution: Use of this double cylinder lock on residences and any door in any structure which is used for egress are a life safety hazard in times of emergency and their use is not recommended. Installation should be in accordance with existing codes only.

ND72 F80 with XN12-002

Communicating Lock

Key in either lever locks and unlocks own lever. Specify per XN12-002.

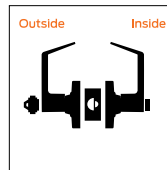


Caution: Double cylinder lock on residences and any door in any structure which is used for egress are a life safety hazard in times of emergency and their use is not recommended. Installation should be in accordance with existing codes only.

ND73 F90

Corridor lock

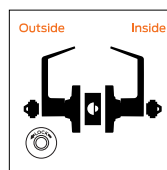
Locked or unlocked by key from outside. Push-button locking from inside. Turning inside lever or closing door releases button. When outside lever is locked by key it can only be unlocked by key. Inside lever always unlocked for immediate egress.



ND75 F110

Classroom security lock (360-degree lockdown)

Key in either lever locks outside lever by rotating the key 360-degrees counter-clockwise. Unlocking requires the key to be rotated 360-degrees clockwise. Inside lever always free for immediate egress.



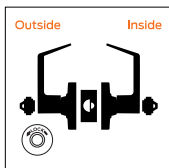
KEYED LOCKS

SCHLAGE ANSI

ND78 F110

Classroom security lock (180-degree lockdown)

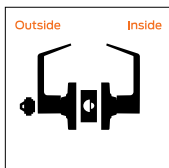
Key in either lever locks outside lever by rotating the key 180-degrees counter-clockwise and returned to start position. Unlocking requires the key to be rotated 180-degrees clockwise and returned to the start position. Inside lever always free for immediate egress.



ND80 F86

Storeroom lock

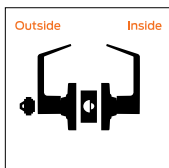
Outside lever fixed. Entrance by key only. Inside lever always unlocked for immediate egress. Also available with Request to Exit (RX) function.



ND80EL

Storeroom lock, electrically locked (fail safe)

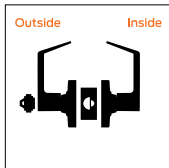
Outside lever continuously locked electrically. Unlocked by key outside or by switch or power failure. Auxiliary latch deadlocks latchbolt when door is closed. Inside lever always unlocked for immediate egress. Also available with Request to Exit (RX) function.



ND80EU

Storeroom lock, electrically unlocked (fail secure)

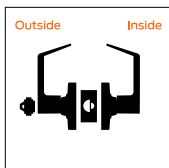
Outside lever continuously locked until unlocked by key or electric current. Auxiliary latch deadlocks latchbolt when door is closed. Inside lever always unlocked for immediate egress. Also available with Request to Exit (RX) function.



ND81 F86

Accessible storeroom lock

Outside lever is always locked when key is not present. Entrance by key only: counter-clockwise key rotation retracts latch; 180 degree clockwise key rotation allows the outside lever to retract latch. Inside lever always free for immediate egress. Available with Request to Exit (RX) function.

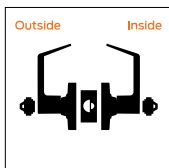


ND82 F87

Institution lock

Both levers fixed. Entrance by key in either lever.

Caution: Use of this double cylinder lock on residences and any door in any structure which is used for egress are a life safety hazard in times of emergency and their use is not recommended. Installation should be in accordance with existing codes only.



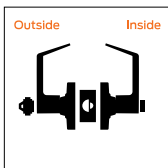
KEYED LOCKS

SCHLAGE ANSI

ND85 F93

Faculty restroom lock

Outside lever fixed. Entrance by key only. Push-button in inside lever activates visual "occupancy" indicator, allowing only emergency master key to operate. Turning inside lever or closing door releases visual occupancy indicator. Rotation of inside spinner-button by spanner key provides lock-out feature by keeping indicator thrown. Inside lever is always free for immediate egress.



Vandlgard® functions:

Designed to disengage outside spindle from latch when in locked condition. Inside lever is always free for immediate egress.

VANDLGARD FUNCTIONS

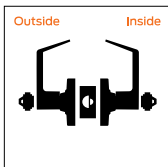
SCHLAGE ANSI

ND72 with XN12-003

Vandlgard communicating lock

Communicating, ND72, lock with Vandlgard. Key in either lever locks and unlocks own lever. Both inside and outside levers are clutching. Specify per XN12-003.

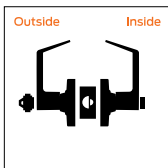
Caution: Use of this double cylinder lock on residences and any door in any structure which is used for egress are a life safety hazard in times of emergency and their use is not recommended. Installation should be in accordance with existing codes only.



ND91 F82

Vandlgard entrance/office lock

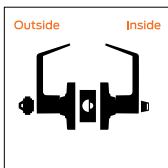
Push-button locking. Push-button disengages outside lever until unlocked with key or by turning inside lever.



ND92 F109

Vandlgard entrance lock

Turn/push-button locking; pushing and turning button disengages outside lever, requiring use of key until button is manually unlocked. Push-button locking; pushing button disengages outside lever until unlocked by key or by turning inside lever.



VANDLGARD FUNCTIONS		
SCHLAGE	ANSI	
ND93	F88	Vandlgard vestibule lock Latch retracted by key from outside when outside lever is disengaged by key in inside lever. Inside lever is always unlocked for immediate egress.
ND94	F84	Vandlgard classroom lock Outside lever disengaged and unlocked by key. Inside lever always unlocked for immediate egress.
ND95	F110	Vandlgard classroom security lock (360-degree lockdown) Key in either lever locks outside lever by rotating the key 360-degrees counter-clockwise. Unlocking requires the key to be rotated 360-degrees clockwise. Vandlgard allows outside spindle to disengage from latch when locked. Inside lever always free for immediate egress.
ND96	F86	Vandlgard storeroom lock Outside lever always disengaged. Entrance by key only. Inside lever always unlocked for immediate egress. Also available with Request to Exit (RX).
ND96EL		Vandlgard storeroom lock, electrically locked (fail safe) Outside lever continuously disengaged electrically. Unlocked by key outside or by switch or power failure. Auxiliary latch deadlocks latchbolt when door is closed. Inside lever always free for immediate egress. Also available with Request to Exit (RX).
ND96EU		Vandlgard storeroom lock, electrically unlocked (fail secure) Outside lever continuously disengaged until unlocked by key or electric current. Auxiliary latch deadlocks latchbolt when door is closed. Inside lever always free for immediate egress. Also available with Request to Exit (RX).

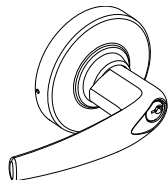
VANDLGARD FUNCTIONS		
SCHLAGE	ANSI	
ND97	F90	Vandlgard corridor lock Locked or unlocked by key from outside. Push-button locking from inside. Turning inside lever or closing door releases button. When outside lever is locked by key it can only be unlocked by key. Inside lever is always unlocked for immediate egress.
ND98	F110	Vandlgard classroom security lock (180-degree lockdown) Key in either lever locks outside lever by rotating the key 180-degrees counter-clockwise and returned to start position. Unlocking requires the key to be rotated 180-degrees clockwise and returned to the start position. Vandlgard allows outside spindle to disengage from latch when locked. Inside lever always free for immediate egress.

LEVER DESIGNS

ROSE DESIGNS

ATHENS (ATH)

Tactile option: 8AT (milled)



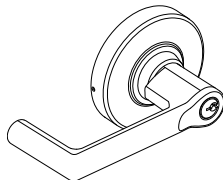
Lever: Grade 1

Cores:

- KIL ▪ J-SA
- FSIC ▪ J-CO6
- SFIC ▪ J-MED
- L-SA ▪ J-YA6
- L-CO

BOARDWALK (BRK)

Tactile option: 8BK (knurled)



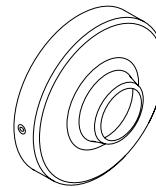
Lever: Grade 1

Cores:

- KIL
- FSIC
- SFIC

RHODES (RHO)

3-7/16" (87 mm) diameter

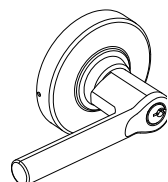


Available roses: Rhodes (RHO)

Available roses: Rhodes (RHO)

BROADWAY (BRW)

Tactile option: 8BY (knurled)



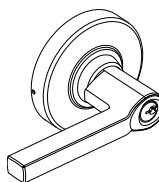
Lever: Grade 1

Cores:

- KIL
- FSIC
- SFIC

LATITUDE (LAT)

Tactile option: 8LT (milled)



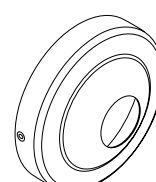
Lever: Grade 1

Cores:

- KIL
- FSIC
- SFIC

OMEGA (OME)

3-7/16" (87 mm) diameter

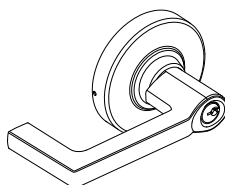


Available roses: Rhodes (RHO)

Available roses: Rhodes (RHO)

LONGITUDE (LON)

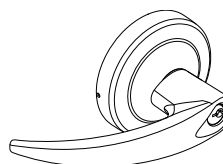
Tactile option: 8LN (milled)



Lever: Grade 1

Cores:

- KIL
- FSIC
- SFIC

OMEGA (OME)


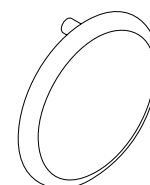
Lever: Grade 1

Cores:

- KIL
- FSIC
- SFIC

Blank outside rose (N523-002)

3-1/2" (89 mm) diameter

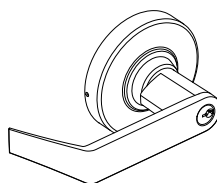


Available roses: Rhodes (RHO)

Available roses: Omega (OME)

RHODES (RHO)

Tactile option: 8RO (milled)



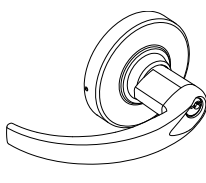
Lever: Grade 1

Cores:

- KIL ▪ J-CO6
- FSIC ▪ J-CO7
- SFIC ▪ J-MED
- L-SA ▪ J-YA6
- L-CO ▪ J-YA7
- J-SA

SPARTA (SPA)

Tactile option: 8SP (milled)



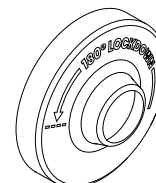
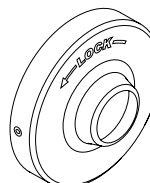
Lever: Grade 1

Cores:

- KIL ▪ J-SA
- FSIC ▪ J-CO6
- SFIC ▪ J-MED
- L-SA ▪ J-YA6
- L-CO

Rhodes Instruction Rose

3-7/16" (87 mm) diameter, Available only in 626



Available roses: Rhodes (RHO)

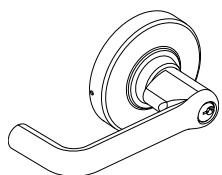
Available roses: Rhodes (RHO)

XN12-035

47342586

TUBULAR (TLR)

Tactile option: 8TR (knurled)



Lever: Grade 1

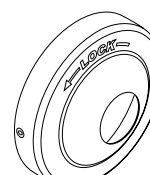
Cores:

- KIL ▪ J-SA
- FSIC ▪ J-CO6
- SFIC ▪ J-MED
- L-SA ▪ J-YA6
- L-CO

**HIGH SECURITY LIGATURE
RESISTANT (HSLR)**

Omega Instruction rose

3-7/16" (87 mm) diameter, Available only in 626



Available roses: Rhodes (RHO)

XN12-045



FINISH AVAILABILITY

		Bright Brass (605)	Satin Brass (606)	Antique Brass (609)	Satin Bronze (612)	Oil Rubbed Bronze (613)	Satin Nickel (619)	Matte Black (622)	Bright Chrome (625)	Satin Chrome (626)	Bright Stainless Steel (629)	Satin Stainless Steel (630)	Aged Bronze (643e)	Satin Chrome, Antimicrobial (626AM)	Satin Stainless Steel, Antimicrobial (630AM)
LEVERS															
Athens	ATH	605	606	-	612	613	619	622	625	626	-	-	643e	626AM	-
Boardwalk	BRK	605	606	-	612	613	619	622	625	626	-	-	643e	626AM	-
Broadway	BRW	605	606	-	612	613	619	622	625	626	-	-	643e	626AM	-
Latitude	LAT	605	606	-	612	613	619	622	625	626	-	-	643e	626AM	-
Longitude	LON	605	606	-	612	613	619	622	625	626	-	-	643e	626AM	-
Omega	OME	605	606	-	612	613	619	622	625	626	-	-	643e	626AM	-
Rhodes	RHO	605	606	-	612	613	619	622	625	626	-	-	643e	626AM	-
Sparta	SPA	605	606	-	612	613	619	622	625	626	-	-	643e	626AM	-
Tubular	TLR	605	606	-	612	613	619	622	625	626	-	-	643e	626AM	-
HSLR		-	-	-	-	-	-	-	-	-	-	630	-	-	-
CYLINDER FINISHES															
Complete lock finish		605	606	-	612	613	619	622	625	626	-	-	643E	626AM	-
Coordinating conventional cylinder															
Plug component		606	606	-	606	522	626	622	626	626	-	-	522	626	-
Coordinating FSIC/SFIC cylinder															
Plug (lower) component		606	606	-	606	522	626	622	626	626	-	-	522	626	-
Core face (upper) component		606	606	-	606	522	626	622	626	626	-	-	522	626	-

522 is a simulated 613 finish



A SERIES

ALX SERIES

ND SERIES

this page intentionally blank

You can **configure and price a full range of products** using the tables and rules shown in this section.

The pricing of locks in this section includes the P6 cylinder in an open keyway (where applicable), default latch, strike and a 1-3/4" thick door. Additional modifications are available using the rules and price adjustments on the subsequent pages.

How to order:

- All applicable product attributes must be provided in the order shown below
- Each value must separated by a period
- If requesting a product "Less (LLL)" any attribute, the entire detailed ACN must be provided
- Fractions will be written with the "/" symbol separating the numerator and the denominator (example 1/2)
- For dimensions that contain a whole number and a fraction, a hyphen "-" will be added after the whole number and before the fraction (example 2-1/2)
- For two dimensions represented together, such as length and width, the values would be separated by an "x" with no spaces
- Finishes should be listed using their BHMA finish as shown in this book

Required for all lock orders																												
Brand	Series + Function		Cylinder type (keyed functions only)	Outside style			Inside style			Handing (HSLR trim only)	Latch	Strike	Door dimensions			Options										Keying		
				Outside lever design	Outside rose design	Outside finish	Inside lever design	Inside rose design	Inside finish				Door thickness	Extended	Strike lip length	Latch extension	Box for ANSI strike	Pack cylinders loose (PCL)	Interior indicator rose	Breakaway Rhodes lever	Special options	Screw option	Request to Exit	Buy America Act compliant	Keying code	Keyway	Pack keys independently	
1	2	3	4A	4B	4C	5A	5B	5C	6	7	8	9A	9B	9C	10A	10B	10C	10D	10E	10F	10G	10H	10I	11A	11B	11C		

Only required if specifying less rose

Only required if specifying different than outside style

Only required when deviating from the product's default. Specify only the deviated attribute(s).

Only required when deviating from the product's default. Specify only the deviated attribute(s).


If ordering a product "Less (LLL)" any attribute, values for each attribute must be provided.

EXAMPLE:


ND80 . P6 . 8RO . 626 . RHO
 2 3 4A 4C 5A

Inside lever/knob design different than outside



COMPLETE LOCKS			STANDARD LEVERS						LIGATURE RESISTANT		
Split finishes and designs will be priced at the highest list price of the design and/or finish. Keyed function pricing based on P6 cylinder with open S123 keyway. See page 69 for additional cylinder and keyway options. Electrified functions come with Allegion Connect.			ATH	BRW	ATH	BRW	ATH	BRW	HSLR 		
			BRK	LAT	BRK	LAT	BRK	LAT			
			LON	OME	LON	OME	LON	OME			
			RHO	SPA	RHO	SPA	RHO	SPA			
			TLR		TLR		TLR				
			FINISHES								
			626	605	606	613	626AM	630			
				612	619						
				622	625						
				643e							
SERIES + FUNCTION CYL DESCRIPTION											
NON-KEYED FUNCTIONS											
ND10		Passage latch		\$602.00		\$614.00		\$632.00		\$2,443.00	
ND12		Exit lock - lever x lever		\$613.00		\$625.00		\$643.00		\$2,454.00	
ND12EL		Exit lock, electrically locked (fail safe)		\$964.00		\$976.00		\$994.00		\$2,805.00	
ND12EU		Exit lock, electrically unlocked (fail secure)		\$964.00		\$976.00		\$994.00		\$2,805.00	
ND25		Exit lock - blank plate x lever		\$553.00		\$559.00		\$568.00		N/A	
ND30		Patio lock (specify per XN12-007)		\$1,946.00		\$1,958.00		\$1,976.00		N/A	
ND40		Bath/bedroom privacy lock		\$693.00		\$705.00		\$723.00		\$2,534.00	
ND44		Hospital privacy lock		\$693.00		\$705.00		\$723.00		\$2,534.00	
ND45 with XN12-317		Time out lock		\$1,767.00		\$1,779.00		\$1,797.00		N/A	
ND170		Single dummy trim		\$168.00		\$174.00		\$183.00		N/A	
ND172		Double dummy trim		\$262.00		\$274.00		\$292.00		N/A	
KEYED, SINGLE CYLINDER FUNCTIONS											
ND25x70	P6	Classroom exit lock (specify per XN12-004)		\$1,358.00		\$1,370.00		\$1,388.00		N/A	
ND25x80	P6	Storeroom exit lock (specify per XN12-005)		\$1,358.00		\$1,370.00		\$1,388.00		N/A	
ND50	P6	Entrance/office lock		\$820.00		\$832.00		\$850.00		\$2,661.00	
ND53	P6	Entrance lock		\$820.00		\$832.00		\$850.00		\$2,661.00	
ND60 with XN12-001	P6	Vestibule with closed outside lever (specify XN12-001)		\$1,500.00		\$1,512.00		\$1,530.00		N/A	
ND70	P6	Classroom lock		\$820.00		\$832.00		\$850.00		\$2,661.00	
ND73	P6	Corridor lock		\$820.00		\$832.00		\$850.00		\$2,661.00	
ND80	P6	Storeroom lock		\$820.00		\$832.00		\$850.00		\$2,661.00	
ND80EL	P6	Storeroom lock, electrically locked (fail safe)		\$1,119.00		\$1,131.00		\$1,149.00		\$2,960.00	
ND80EU	P6	Storeroom lock, electrically unlocked (fail secure)		\$1,119.00		\$1,131.00		\$1,149.00		\$2,960.00	
ND81	P6	Accessible storeroom lock		\$820.00		\$832.00		\$850.00		\$2,661.00	
ND85	P6	Faculty restroom lock		\$981.00		\$993.00		\$1,011.00		N/A	
ND91	P6	Vandlgard entrance/office lock		\$897.00		\$909.00		\$927.00		\$2,738.00	



COMPLETE LOCKS			STANDARD LEVERS						LIGATURE RESISTANT
Split finishes and designs will be priced at the highest list price of the design and/or finish. Keyed function pricing based on P6 cylinder with open S123 keyway. See page 69 for additional cylinder and keyway options. Electrified functions come with Allegion Connect.			ATH	BRW	ATH	BRW	ATH	BRW	HSLR 
			BRK	LAT	BRK	LAT	BRK	LAT	
			LON	OME	LON	OME	LON	OME	
			RHO	SPA	RHO	SPA	RHO	SPA	
			TLR		TLR		TLR		
			FINISHES						
			626	605 612 622 643e	606 619 625		613 626AM		630
SERIES + FUNCTION	CYL	DESCRIPTION							
ND92	P6	Vandlgard entrance lock	\$897.00	\$909.00	\$927.00	\$2,738.00			
ND94	P6	Vandlgard classroom lock	\$897.00	\$909.00	\$927.00	\$2,738.00			
ND96	P6	Vandlgard storeroom lock	\$897.00	\$909.00	\$927.00	\$2,738.00			
ND96EL	P6	Vandlgard storeroom lock, electrically locked (fail safe)	\$1,229.00	\$1,241.00	\$1,259.00	\$3,070.00			
ND96EU	P6	Vandlgard storeroom lock, electrically unlock (fail secure)	\$1,229.00	\$1,241.00	\$1,259.00	\$3,070.00			
ND97	P6	Vandlgard corridor lock	\$897.00	\$909.00	\$927.00	\$2,738.00			
KEYED, DOUBLE CYLINDER FUNCTIONS									
ND60	P6	Vestibule lock	\$976.00	\$988.00	\$1,006.00	\$2,817.00			
ND66	P6	Store lock	\$976.00	\$988.00	\$1,006.00	\$2,817.00			
ND70x80	P6	Classroom by storeroom lock (specify XN12-006)	\$1,515.00	\$1,527.00	\$1,545.00	N/A			
ND72 with XN12-002	P6	Communicating lock (specify XN12-002)	\$1,622.00	\$1,634.00	\$1,652.00	N/A			
ND72 with XN12-003	P6	Vandlgard communicating lock (specify XN12-003)	\$1,699.00	\$1,711.00	\$1,729.00	N/A			
ND75	P6	Classroom security lock - 360 degree key rotation for lockdown	\$976.00	\$988.00	\$1,006.00	\$2,817.00			
ND78	P6	Classroom security lock - 180 degree key rotation for lockdown	<u>\$976.00</u>	<u>\$988.00</u>	<u>\$1,006.00</u>	<u>\$2,817.00</u>			
ND82	P6	Institution lock	\$976.00	\$988.00	\$1,006.00	\$2,817.00			
ND93	P6	Vandlgard vestibule lock	\$1,051.00	\$1,063.00	\$1,081.00	\$2,892.00			
ND95	P6	Vandlgard classroom security lock - 360 degree key rotation for lockdown	\$1,051.00	\$1,063.00	\$1,081.00	\$2,892.00			
ND98	P6	Classroom security lock - 180 degree key rotation for lockdown	\$1,051.00	\$1,063.00	\$1,081.00	\$2,892.00			

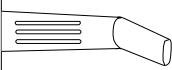
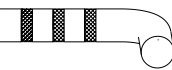
⌘ Extended lead time



COMPLETE LOCKS

STYLE OPTIONS

Specify on order only if requesting an option other than the default

	MILLED PATTERN	KNURLED PATTERN	OPTIONAL	
			Specify	Price adjustment per lever
TACTILE WARNING				
Athens tactile lever	Milled		8AT	\$64.00
Boardwalk tactile lever		Knurled	8BK	\$64.00
Broadway tactile lever		Knurled	8BY	\$64.00
Latitude tactile lever	Milled		8LT	\$64.00
Longitude tactile lever	Milled		8LN	\$64.00
Rhodes tactile lever	Milled		8RO	\$64.00
Sparta tactile lever	Milled		8SP	\$64.00
Tubular tactile lever		Knurled	8TR	\$64.00

COMPLETE LOCKS

CYLINDER ADJUSTMENTS

Keyed locks on the previous pages are priced including the P6 cylinder with open keyway. Provided below are pricing adjustments based on other available cylinder types. For Primus and Primus XP cylinders, order lock less cylinder and order the Primus or Primus XP cylinder separately.

For complete details on cylinders, tailpieces, keying and keys, including cylinders sold separate, see the [Cylinders](#) and [Keys](#) sections at the back of this book.

CYLINDER ADJUSTMENTS					
Restricted keyways include: Everest 29 R and T keyways, Everest B and D keyways and Classic (Reverse/Quad/Numbered) keyways					
Description	Specify	Single cylinder function Price adjustment		Double cylinder function Price adjustment	
		Open	Restricted	Open	Restricted
Conventional 6-pin cylinder	P6	\$0.00	\$27.00	\$0.00	\$54.00
Conventional 6-pin cylinder, keyed 5	P	\$0.00	\$27.00	\$0.00	\$54.00
Everest SL Conventional Cylinder, 7 pin	Z	N/A	\$27.00	N/A	\$54.00
Less conventional cylinder	L	-\$87.00		-\$174.00	
Conventional Primus/Primus XP cylinder	Order separately (Restricted keyways only, see Cylinders section)				
FSIC (Full size interchangeable core)	R	\$44.00	\$71.00	\$88.00	\$142.00
FSIC – Construction Core	T	\$44.00	N/A	\$88.00	N/A
Everest SL - FSIC, 7-pin	M	N/A	\$71.00	N/A	\$142.00
Less FSIC	J	-\$55.00		-\$110.00	
Full size interchangeable Primus/Primus XP core	Order separately (Restricted keyways only, see Cylinders section)				
SFIC (Small format interchangeable core) 7-pin	G	N/A	\$58.00	N/A	\$116.00
Refundable Construction SFIC	H	\$28.00	N/A	\$56.00	N/A
Disposable Construction SFIC	BDC	-\$55.00	N/A	-\$110.00	N/A
Less SFIC	B	-\$55.00		-\$110.00	
Less FSIC - Medeco (ATH, SPA, RHO and TLR only)	J-ME ☞	\$0.00		\$0.00	
Less FSIC – Corbin Russwin (6 Pin) (ATH, SPA, RHO and TLR only)	J-CO6 ☞	\$0.00		\$0.00	
Less FSIC – Corbin Russwin (7 Pin) (RHO only)	J-CO7 ☞	\$0.00		\$0.00	
Less FSIC – Sargent (ATH, SPA, RHO and TLR only)	J-SA ☞	\$0.00		\$0.00	
Less FSIC – Yale (6 Pin) (ATH, SPA, RHO and TLR only)	J-YA6 ☞	\$0.00		\$0.00	
Less FSIC – Yale (7 Pin) (RHO only)	J-YA7 ☞	\$0.00		\$0.00	
Less Conventional, Corbin Russwin (ATH, SPA, RHO and TLR only)	L-CO ☞	\$0.00		\$0.00	
Less Conventional, Sargent (ATH, SPA, RHO and TLR only)	L-SA ☞	\$0.00		\$0.00	

☞ Extended lead time

Construction cores (T and H) have an additional handling charge 50-231.

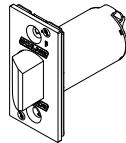
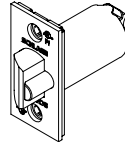
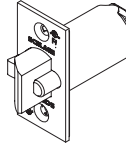
ND85 function only available in P6, P, and L core options.

COMPLETE LOCKS

LATCHES

Specify on order only if requesting an option other than the default

- All latch extensions require reinforcement when used in hollow metal door applications

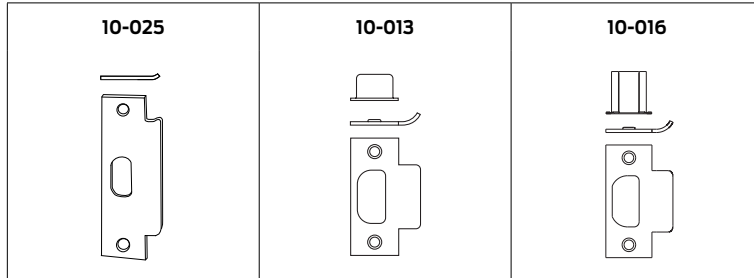
SPRING LATCH		DEADLATCH	
13-248	14-010	13-247 14-047	14-048 14-028
			

LATCHES				
SPRING LATCH				
Default	Faceplate description	Backset	Specify	Price adjustment
▪	Square corner, 1-1/8" x 2-1/4" (no substitutes for HSLR trim)	2-3/4"	13-248	\$0.00
	Square corner, 1-1/8" x 2-1/4"	3-3/4"	14-010	\$27.00
DEADLATCH				
Default	Faceplate description	Backset	Specify	Price adjustment
▪	Square corner, 1-1/8" x 2-1/4" (no substitutes for HSLR trim)	2-3/4"	13-247	\$0.00
	Square corner, 1-1/8" x 2-1/4"	2-3/8"	14-047	-\$42.60
	Square corner, 1" x 2-1/4"	2-3/8"	14-048	-\$42.60
	Anti-friction fire door latch 3/4" throw, modified latch prep for anti-friction tongue pivot	2-3/4"	14-042	\$375.00
	Square corner, 1-1/8" x 2-1/4"	3-3/4"	14-028	\$27.00

COMPLETE LOCKS

STRIKES

Specify on order only if requesting an option other than the default



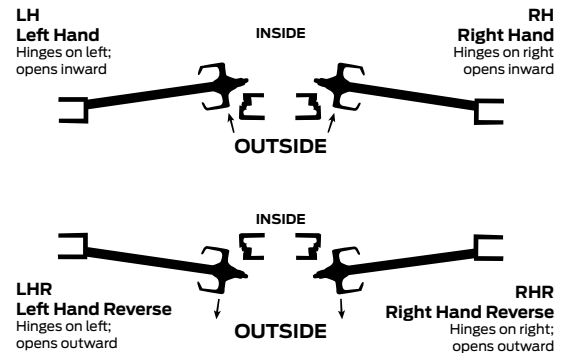
STRIKES					
Default	Description	Lip length	Specify		Price adjustment
			Strike part number	Lip length	
▪	ANSI, no box, 1-1/4" x 4-7/8" (no substitutes for HSLR trim)	1-3/16"	10-025	-	\$0.00
	ANSI, no box, 1-1/4" x 4-7/8" (no substitutes for HSLR trim)	1-3/8"	10-025	LIP1-3/8	\$39.20
	ANSI, no box, 1-1/4" x 4-7/8" (no substitutes for HSLR trim)	1-1/2"	10-025	LIP1-1/2	\$39.20
	Square corner, T-strike, box, 1-1/8" x 2-3/4"	1-1/8"	10-013	LIP1-1/8"	\$0.00
	Square corner, T-strike, box, 1-1/2" x 2-3/4"	1-1/2"	10-013	LIP1-1/2	\$0.00
	Square corner, T-strike, deep box, fire door latch	1-1/8"	10-016	-	\$0.00

COMPLETE LOCKS

DOOR DIMENSIONS

DOOR THICKNESS AND EXTENDED

- Standard chassis covers 1-5/8" – 2-1/8" for all functions except ND85 (1-3/4" – 2")
- Specify door thickness and extended on order only if different than 1-3/4" thick door
- Door thickness should be specified to the nearest 1/8"
- If extended option is not specified (EE/EO/EI), order will be shipped Extended Equal (EE)
- ED chassis need to be ordered via the RFQ process to ensure accuracy - pricing to be provided
- All ND45 extended chassis available through RFQ only



1-3/8" DOORS - ANY FUNCTION*								
Door thickness	Specify	Chassis price adjustment	10-025 ANSI strike options			10-013 T-strike options		Price adjustment
			Strike lip length	Strike part number	Price adjustment	Strike lip length	Strike part number	
1-3/8"	1-3/8"	\$76.10	1-1/8"	10-025-118	\$0.00	1-1/8"	10-013-118	\$0.00



COMPLETE LOCKS

DOOR DIMENSIONS

(EXTENDED-EQUALLY (EE))								
Door thickness	Specify	Chassis price adjustment	10-025 ANSI strike options			10-013 T-strike options		
			Strike lip length	Strike part number	Price adjustment	Strike lip length	Strike part number	Price adjustment
2-1/4"	214EE	\$646.00	1-3/8"	10-025-138	\$39.20	1-1/2"	10-013-112	\$0.00
2-3/8"	238EE		1-1/2"	10-025-112		1-1/2"	10-013-112	
2-1/2"	212EE		1-1/2"	10-025-112		1-1/2"	10-013-112	
2-5/8"	258EE		1-3/4"	10-025 - XQ07-351-134	\$221.00	1-3/4"	10-013 - XQ03-494-134	\$221.00
2-3/4"	234EE		1-3/4"	10-025 - XQ07-351-134		1-3/4"	10-013 - XQ03-494-134	
2-7/8"	278EE		1-3/4"	10-025 - XQ07-351-134		1-3/4"	10-013 - XQ03-494-134	
3"	300EE		1-3/4"	10-025 - XQ07-351-134		1-3/4"	10-013 - XQ03-494-134	
3-1/8"	318EE		2"	10-025 - XQ07-351-200		2"	10-013 - XQ03-494-200	
3-1/4"	314EE		2"	10-025 - XQ07-351-200		2"	10-013 - XQ03-494-200	
3-3/8"	338EE		2"	10-025 - XQ07-351-200		2"	10-013 - XQ03-494-200	
3-1/2"	312EE		2"	10-025 - XQ07-351-200		2"	10-013 - XQ03-494-200	
3-5/8"	358EE		2-1/8"	10-025 - XQ07-351-218		2-1/8"	10-013 - XQ03-494-218	
3-3/4"	334EE		2-1/8"	10-025 - XQ07-351-218		2-1/8"	10-013 - XQ03-494-218	
3-7/8"	378EE		2-1/4"	10-025 - XQ07-351-214		2-1/4"	10-013 - XQ03-494-214	
4"	400EE		2-1/4"	10-025 - XQ07-351-214		2-1/4"	10-013 - XQ03-494-214	
4-1/8"	418EE		2-1/2"	10-025 - XQ07-351-212		2-3/8"	10-013 - XQ03-494-238	
4-1/4"	414EE		2-1/2"	10-025 - XQ07-351-212		2-1/2"	10-013 - XQ03-494-212	
4-3/8"	438EE		2-5/8"	10-025 - XQ07-351-258		2-1/2"	10-013 - XQ03-494-212	
4-1/2"	412EE		2-5/8"	10-025 - XQ07-351-258		2-1/2"	10-013 - XQ03-494-212	
4-5/8"	458EE		2-3/4"	10-025 - XQ07-351-234		2-5/8"	10-013 - XQ03-494-258	
4-3/4"	434EE		2-3/4"	10-025 - XQ07-351-234		2-3/4"	10-013 - XQ03-494-234	
4-7/8"	478EE		2-7/8"	10-025 - XQ07-351-278		2-3/4"	10-013 - XQ03-494-234	
5"	500EE		2-7/8"	10-025 - XQ07-351-278		2-7/8"	10-013 - XQ03-494-278	
5-1/8"	518EE		3"	10-025 - XQ07-351-300		2-7/8"	10-013 - XQ03-494-278	
5-1/4"	514EE		3"	10-025 - XQ07-351-300		3"	10-013 - XQ03-494-300	
5-3/8"	538EE		3-1/8"	10-025 - XQ07-351-318		3"	10-013 - XQ03-494-300	
5-1/2"	512EE		3-1/8"	10-025 - XQ07-351-318		3-1/8"	10-013 - XQ03-494-318	
5-5/8"	558EE		3-1/4"	10-025 - XQ07-351-314		3-1/8"	10-013 - XQ03-494-318	
5-3/4"	534EE		3-1/4"	10-025 - XQ07-351-314		3-1/4"	10-013 - XQ03-494-314	
5-7/8"	578EE		3-3/8"	10-025 - XQ07-351-338		3-1/4"	10-013 - XQ03-494-314	
6"	600EE		3-3/8"	10-025 - XQ07-351-338		3-3/8"	10-013 - XQ03-494-318	

When configuring extended chassis locks for a less strike option the product needs to be ordered via LLL in the strike field.

Ordering example ("XQ" strike not used):

1) ND10 ATH 626 13-248 10-025 238 EE 112

2) ND10 ATH 626 13-248 LLL 238 EE

Pricing example:

1) \$602 (lock price) + \$646 (chassis adj.) + \$39.20 (strike adj.)

2) \$602 (lock price) + \$646 (chassis adj.) - \$21.00 (LLL strike)

COMPLETE LOCKS

DOOR DIMENSIONS

EXTENDED OUTSIDE (EO) FOR RHR/LHR EXTENDED INSIDE (EI) FOR RH/LH								
Door thickness	Specify	Chassis price adjustment	10-025 ANSI strike options			10-013 T-strike options		
			Strike lip length	Strike part number	Price adjustment	Strike lip length	Strike part number	Price adjustment
2"	200EO or EI		1-3/8"	10-025-138	\$39.20	1-1/2"	10-013-112	\$0.00
2-1/8"	218EO or EI		1-3/8"	10-025-138		1-1/2"	10-013-112	
2-1/4"	214EO or EI	\$326.00	1-5/8"	10-025 - XQ07-351-158	\$221.00	1-5/8"	10-013 - XQ03-494-158	\$221.00
2-3/8"	238EO or EI		1-3/4"	10-025 - XQ07-351-134		1-3/4"	10-013 - XQ03-494-134	
2-1/2"	212EO or EI		1-7/8"	10-025 - XQ07-351-178		1-7/8"	10-013 - XQ03-494-178	
2-5/8"	258EO or EI		2"	10-025 - XQ07-351-200		2"	10-013 - XQ03-494-200	
2-3/4"	234EO or EI		2-1/8"	10-025 - XQ07-351-218		2-1/8"	10-013 - XQ03-494-218	
2-7/8"	278EO or EI		2-1/4"	10-025 - XQ07-351-214		2-1/4"	10-013 - XQ03-494-214	
3"	300EO or EI		2-3/8"	10-025 - XQ07-351-238		2-3/8"	10-013 - XQ03-494-238	
3-1/8"	318EO or EI		2-1/2"	10-025 - XQ07-351-212		2-1/2"	10-013 - XQ03-494-212	
3-1/4"	314EO or EI		2-5/8"	10-025 - XQ07-351-258		2-5/8"	10-013 - XQ03-494-258	
3-3/8"	338EO or EI		2-3/4"	10-025 - XQ07-351-234		2-3/4"	10-013 - XQ03-494-234	
3-1/2"	312EO or EI		2-7/8"	10-025 - XQ07-351-278		2-7/8"	10-013 - XQ03-494-278	
3-5/8"	358EO or EI		3"	10-025 - XQ07-351-300		3"	10-013 - XQ03-494-300	
3-3/4"	334EO or EI		3-1/8"	10-025 - XQ07-351-318		3-1/8"	10-013 - XQ03-494-318	
3-7/8"	378EO or EI		3-1/4"	10-025 - XQ07-351-314		3-1/4"	10-013 - XQ03-494-314	
4"	400EO or EI		3-3/8"	10-025 - XQ07-351-338		3-3/8"	10-013 - XQ03-494-338	
4-1/8"	418EO or EI		3-1/2"	10-025 - XQ07-351-312		3-1/2"	10-013 - XQ03-494-312	
4-1/4"	414EO or EI		3-5/8"	10-025 - XQ07-351-358		3-5/8"	10-013 - XQ03-494-358	
4-3/8"	438EO or EI		3-3/4"	10-025 - XQ07-351-334		3-3/4"	10-013 - XQ03-494-334	
4-1/2"	412EO or EI		3-7/8"	10-025 - XQ07-351-378		3-7/8"	10-013 - XQ03-494-378	
4-5/8"	458EO or EI		4"	10-025 - XQ07-351-400		4"	10-013 - XQ03-494-400	
4-3/4"	434EO or EI		4-1/8"	10-025 - XQ07-351-418		4-1/8"	10-013 - XQ03-494-418	
4-7/8"	478EO or EI		4-1/4"	10-025 - XQ07-351-414		4-1/4"	10-013 - XQ03-494-414	
5"	500EO or EI		4-3/8"	10-025 - XQ07-351-438		4-3/8"	10-013 - XQ03-494-438	
5-1/8"	518EO or EI		4-1/2"	10-025 - XQ07-351-412		4-1/2"	10-013 - XQ03-494-412	
5-1/4"	514EO or EI		4-5/8"	10-025 - XQ07-351-458		4-5/8"	10-013 - XQ03-494-458	
5-3/8"	538EO or EI		4-3/4"	10-025 - XQ07-351-434		4-3/4"	10-013 - XQ03-494-434	
5-1/2"	512EO or EI		4-7/8"	10-025 - XQ07-351-478		4-7/8"	10-013 - XQ03-494-478	
5-5/8"	558EO or EI		5"	10-025 - XQ07-351-500		5"	10-013 - XQ03-494-500	
5-3/4"	534EO or EI		5-1/8"	10-025 - XQ07-351-518		5-1/8"	10-013 - XQ03-494-518	
5-7/8"	578EO or EI		5-1/4"	10-025 - XQ07-351-514		5-1/4"	10-013 - XQ03-494-514	
6"	600EO or EI		5-3/8"	10-025 - XQ07-351-538		5-3/8"	10-013 - XQ03-494-538	

When configuring extended chassis locks for a less strike options the product needs to be ordered via LLL in the strike field.

Ordering example ("XQ" strike used):

- 1) ND70 RHO 626 13-247 10-025 234 EI 218
- 2) ND70 RHO 626 13-247 LLL 234 EI

Pricing example:

- 1) \$820 (lock price) + \$326 (chassis adj.) + \$221 (strike adj.)
- 2) \$820 (lock price) + \$326 (chassis adj.) - \$21.00 (LLL strike)



COMPLETE LOCKS

DOOR DIMENSIONS

EXTENDED OUTSIDE (EO) FOR RH/LH EXTENDED INSIDE (EI) FOR RHR/LHR								
Door thickness	Specify	Chassis price adjustment	10-025 ANSI strike options			10-013 T-strike options		
			Strike lip length	Strike part number	Price adjustment	Strike lip length	Strike part number	Price adjustment
2-1/8"	218EO or EI	\$326.00	1-3/16"	10-025	\$0.00	1-1/8"	10-013	\$0.00
2-1/4"	214EO or EI		1-3/16"	10-025		1-1/8"	10-013	
2-3/8"	238EO or EI		1-3/16"	10-025		1-1/8"	10-013	
2-1/2"	212EO or EI		1-3/16"	10-025		1-1/8"	10-013	
2-5/8"	258EO or EI		1-3/16"	10-025		1-1/8"	10-013	
2-3/4"	234EO or EI		1-3/16"	10-025		1-1/8"	10-013	
2-7/8"	278EO or EI		1-3/16"	10-025		1-1/8"	10-013	
3"	300EO or EI		1-3/16"	10-025		1-1/8"	10-013	
3-1/8"	318EO or EI		1-3/16"	10-025		1-1/8"	10-013	
3-1/4"	314EO or EI		1-3/16"	10-025		1-1/8"	10-013	
3-3/8"	338EO or EI		1-3/16"	10-025		1-1/8"	10-013	
3-1/2"	312EO or EI		1-3/16"	10-025		1-1/8"	10-013	
3-5/8"	358EO or EI		1-3/16"	10-025		1-1/8"	10-013	
3-3/4"	334EO or EI		1-3/16"	10-025		1-1/8"	10-013	
3-7/8"	378EO or EI		1-3/16"	10-025		1-1/8"	10-013	
4"	400EO or EI		1-3/16"	10-025		1-1/8"	10-013	
4-1/8"	418EO or EI		1-3/16"	10-025		1-1/8"	10-013	
4-1/4"	414EO or EI		1-3/16"	10-025		1-1/8"	10-013	
4-3/8"	438EO or EI		1-3/16"	10-025		1-1/8"	10-013	
4-1/2"	412EO or EI		1-3/16"	10-025		1-1/8"	10-013	
4-5/8"	458EO or EI		1-3/16"	10-025		1-1/8"	10-013	
4-3/4"	434EO or EI		1-3/16"	10-025		1-1/8"	10-013	
4-7/8"	478EO or EI		1-3/16"	10-025		1-1/8"	10-013	
5"	500EO or EI		1-3/16"	10-025		1-1/8"	10-013	
5-1/8"	518EO or EI		1-3/16"	10-025		1-1/8"	10-013	
5-1/4"	514EO or EI		1-3/16"	10-025		1-1/8"	10-013	
5-3/8"	538EO or EI		1-3/16"	10-025		1-1/8"	10-013	
5-1/2"	512EO or EI		1-3/16"	10-025		1-1/8"	10-013	
5-5/8"	558EO or EI		1-3/16"	10-025		1-1/8"	10-013	
5-3/4"	534EO or EI		1-3/16"	10-025		1-1/8"	10-013	
5-7/8"	578EO or EI		1-3/16"	10-025		1-1/8"	10-013	
6"	600EO or EI		1-3/16"	10-025		1-1/8"	10-013	

When configuring extended chassis locks for a standard strike or simply a less strike options the product needs to be ordered via LLL in the strike field. If needed the standard strikes must be ordered on a separate line.

Ordering example (when standard strike is needed):

1) ND80 LAT 626 13-247 LLL 312 EO

2) 10-025

Pricing example:

1) \$820 (lock price) + \$326 (chassis adj.) - \$21.00 (LLL strike)

2) \$21.00

COMPLETE LOCKS

OPTIONS

LATCH EXTENSION			
Description		Specify	Price adjustment
5" - Backset extension link - requires reinforcement when used in hollow metal door applications; backset link must be used with 2-3/4" backset latches		43-005	\$45.70
BOX FOR ANSI STRIKE			
Description		Specify	Price adjustment
Plastic dust box for ANSI strike - finish not required		K510-066	\$0.00
PACK CYLINDERS LOOSE			
Description		Specify	Price adjustment
Pack cylinders loose in box		PCL	\$0.00
INSTRUCTION ROSE			
<ul style="list-style-type: none">▪ Intended for the inside rose on double cylinder applications▪ Available in 626 only - other finishes receive a standard rose▪ 75 and 95 - Standard option - Lock adjustment does not apply; standard rose is available▪ 60 and 93 - Optional - Lock adjustment does apply			
Available for functions	Description	Specify	Price adjustment
ND60, ND93	Instruction Rose - Rhodes	XN12-035	\$33.50
ND60, ND93	Instruction Rose - Omega	XN12-045	\$33.50
BREAK-AWAY LEVER			
EXTERIOR LEVERS			
Available for functions	Description	Specify	Price adjustment
ND12, ND12EL/EU, ND30, ND50, ND53, ND60, ND60 with XN12-001, ND66, ND70, ND72, ND73, ND75, ND80, ND80EL/EU, ND82, ND91, ND92, ND93, ND94, ND95, ND96, ND96EL/EU, ND97	Break-away lever, Rhodes KIL (P, L, C, Z)	XN13-052 ☞	\$485.00
	Break-away lever - Rhodes FSIC (R, J, T)	XN13-054 ☞	\$485.00
	Break-away lever - Rhodes SFIC (B, BDC, G, H)	XN13-053 ☞	\$485.00
	Break-away lever - Rhodes Closed	XN13-145 ☞	\$485.00
INTERIOR LEVERS			
Lock(s) are ordered Less lever for the interior lever and break-away lever(s) are ordered separately.			
Available for functions	Description	Specify	Price adjustment
ND66, ND70X80, ND72, ND82	Break-away lever, Rhodes KIL (P, L, C, Z)	XN13-052 ☞	\$485.00
	Break-away lever - Rhodes FSIC (R, J, T)	XN13-054 ☞	\$485.00
	Break-away lever - Rhodes SFIC (B, BDC, G, H)	XN13-053 ☞	\$485.00
	Break-away lever - Rhodes Closed	XN13-145 ☞	\$485.00

☒ Extended lead time



COMPLETE LOCKS

OPTIONS

SPECIAL OPTIONS			
Description		Specify	Price adjustment
Lead lining (not available on ND25, ND25x70, ND25x80, ND30, ND45, ND60, ND70x80, ND72 and ND170 functions)		XN12-307	\$876.00
SCREW OPTIONS			
Description		Specify	Price adjustment
Standard screws		SCRSTD	\$0.00
Tamper resistant Torx® screws for latch and strike		Torx	\$29.60
REQUEST TO EXIT			
Available for functions	Description	Specify	Price adjustment
ND10, ND12, ND12EL/EU, ND80, ND80EL/EU, ND96, & ND96EL/EU	Request to Exit. Ready to be used in a Normally Open or Normally Closed application.	RX	\$96.40
ND10, ND12, ND12EL/EU, ND80, ND80EL/EU, ND96, & ND96EL/EU	Adding Allegion Connect to RX product	CON	\$0.00
BUY AMERICA ACT			
Description		Specify	Price adjustment
Buy America Act Compliant		BAA	\$25.00

ⓘ Extended lead time

COMPLETE LOCKS

LESS COMPONENTS

Deductions are applied to complete lock prices. When requesting a product “Less (LLL)” any attribute, the entire detailed ACN must be provided. Less lock components not available for HSLR trim.

LOCKS LESS COMPONENTS		
Description	Specify	Price adjustment
Less each lever	LLL	-\$30.30
Less each rose or turn	LLL	-\$12.90
Less spring latch	LLL	-\$120.00

LOCKS LESS COMPONENTS		
Description	Specify	Price adjustment
Less deadlatch	LLL	-\$120.00
Less strike	LLL	-\$21.00

COMPLETE LOCKS

KEYING

Specify on order only if requesting an option other than the default. Control keys are not furnished with locks and must be purchased separately. See [Keys section](#) at the back of this book.

For complete details on cylinders, tailpieces, keying and keys, see the [Cylinders](#) and [Keys](#) sections at the back of this book.

KEYING		Default	Optional	Default	Optional	Default	Optional	Default	Optional	Default	Optional	Default	Optional	Default	Optional
Specify	Description	P6	P	Z	R	T	M	G	H						
KD	Keyed different	▪		▪			▪								
KA-OBIT	Keyed alike 0 bitted		▪	▪											
KA-IBIT	Keyed alike 1 bitted					▪									
KAGRP	Keyed alike by group		▪	▪		▪									
KAQTY	Keyed alike by qty		▪	▪											
KEYSPECIFIC	Keyed alike to specific combination		▪	▪		▪									
MK	Master keyed		▪	▪	▪	▪		▪		▪					
SPLIT	Split key construction keyed		▪												
RCK	Lost ball construction keyed			▪											
RMK	Residential master keyed			▪											
RCK/RMK	Lost ball construction keyed and res. master keyed			▪											
ICC	FSIC construction keyed, (default)					▪									
ICA	FSIC construction keyed, (if specified)						▪								
ICB	FSIC construction keyed, (if specified)						▪								
BRN	SFIC construction keyed, Brown (default)													▪	
GRN	SFIC construction keyed, Green (if specified)														▪

KEYWAY											
Specify keyway	Keyway family	Default keyway		P6	P	Z	R	T	M	G	H
		Non-masterkeyed	Masterkeyed								
[]	Everest 29 S (Open) Default if not specified	S123	S145	▪			▪				
[]	Obverse (Open)	C	E	▪	▪		▪	▪			
[]	Everest C (Open)	C123	C145	▪			▪				
[]	Everest D (Restricted)	D123	D145	▪			▪				
[]	Everest 29 T (Restricted)	T123	T145	▪			▪				
[]	Quad (Restricted)	Customer directed		▪			▪				
[]	Numbered (Restricted)	Customer directed		▪			▪				
[]	Reverse (Restricted)	Customer directed		▪			▪				
[]	Everest B (Restricted)	N/A	B125			▪			▪	▪	
[]	Everest 29 R (Restricted)	N/A	R125			▪			▪	▪	
[]	Best	A	N/A								▪

For a complete list of keying related charges, see the [Cylinders](#) and [Keys](#) sections at the back of this book.
Keys must be ordered separately for all construction keyed options.



A SERIES

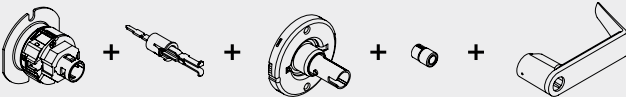
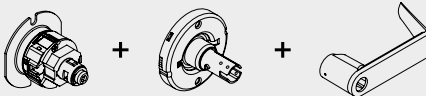

ALX SERIES

ND SERIES

this page intentionally blank

UPGRADE KITS

SCHOOL UPGRADE KITS

CLASSROOM TO CORRIDOR 				
Description	Specify			Price
	Part number	Lever design	Finish	
Kit, ND70 to 73 conversion	40-300	.[Lever]	.[Finish]	\$141.00
Kit, ND94 to 97 conversion	40-309	.[Lever]	.[Finish]	\$215.00
CLASSROOM TO CLASSROOM SECURITY 				
Description	Specify			Price
	Part number	Lever design	Finish	
Kit, ND70 to 75 conversion, KIL	40-301	.[Lever]	.[Finish]	\$300.00
Kit, ND70 to 75 conversion, FSIC	40-302	.[Lever]	.[Finish]	\$300.00
Kit, ND70/60 to 75 conversion, SFIC	40-303	.[Lever]	.[Finish]	\$300.00
Kit, ND70 to 75 conversion, KIL SAR	40-304 [ⓧ]	.[Lever]	.[Finish]	\$300.00
Kit, ND70 to 75 conversion, FSIC SAR	40-305 [ⓧ]	.[Lever]	.[Finish]	\$300.00
Kit, ND70 to 75 conversion, FSIC YA6	40-306 [ⓧ]	.[Lever]	.[Finish]	\$300.00
Kit, ND70 to 75 conversion, FSIC CO6	40-307 [ⓧ]	.[Lever]	.[Finish]	\$300.00
Kit, ND94 to 95 conversion, KIL	40-310	.[Lever]	.[Finish]	\$374.00
Kit, ND94 to 95 conversion, FSIC	40-311	.[Lever]	.[Finish]	\$374.00
Kit, ND94/93 to 95 conversion, SFIC	40-312	.[Lever]	.[Finish]	\$374.00
Kit, ND94 to 95 conversion, KIL SAR	40-313 [ⓧ]	.[Lever]	.[Finish]	\$374.00
Kit, ND94 to 95 conversion, FSIC SAR	40-314 [ⓧ]	.[Lever]	.[Finish]	\$374.00
Kit, ND94 to 95 conversion, FSIC YA6	40-315 [ⓧ]	.[Lever]	.[Finish]	\$374.00
Kit, ND94 to 95 conversion, FSIC CO6	40-316 [ⓧ]	.[Lever]	.[Finish]	\$374.00
VESTIBULE TO CLASSROOM SECURITY 				
Description	Specify			Price
	Part number	Lever design	Finish	
Kit, ND60 to 75 conversion	40-308	.[Lever]	.[Finish]	\$185.00
Kit, ND70/60 to 75 conversion, SFIC	40-303	.[Lever]	.[Finish]	\$300.00
Kit, ND93 to 95 conversion	40-317	.[Lever]	.[Finish]	\$257.00
Kit, ND94/93 to 95 conversion, SFIC	40-312	.[Lever]	.[Finish]	\$374.00

[ⓧ] Extended lead time



A SERIES

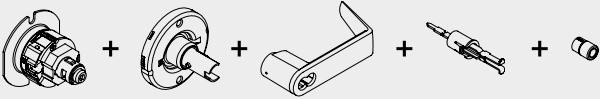
ALX SERIES

ND SERIES



UPGRADE KITS

SCHOOL UPGRADE KITS

CLASSROOM/CLASSROOM SECURITY TO ENTRANCE/STOREROOM				
				
Description	Specify			Price
Kit, ND70, ND94 to ND50 conversion	40-325	.[Lever]	.[Finish]	\$141.00
Kit, ND75, ND95 to ND50 conversion	40-326	.[Lever]	.[Finish]	\$141.00
Kit, ND70, 94 to ND80 conversion	40-327	.[Lever]	.[Finish]	\$141.00
Kit, ND75, ND95 to ND80 conversion	40-329	.[Lever]	.[Finish]	\$141.00
Kit, ND70, ND94 to ND91 conversion	40-332	.[Lever]	.[Finish]	\$215.00
Kit, ND75, ND95 to ND91 conversion	40-330	.[Lever]	.[Finish]	\$215.00
Kit, ND70, ND94 to ND96 conversion	40-328	.[Lever]	.[Finish]	\$215.00
Kit, ND75, ND95 to ND96 conversion	40-331	.[Lever]	.[Finish]	\$215.00

⌘ Extended lead time

PARTS

LEVERS	Available finishes														
	605	606	609	612	613	619	622	625	626	629	630	643e	626AM	630AM	
	▪	▪	N/A	▪	▪	▪	▪	▪	▪	N/A	N/A	▪	▪	N/A	
PRODUCTS AFTER FEBRUARY 2017															
Description	Specify			Price each											
	Part number	Lever design	Finish												
Lever - Closed; ATH, RHO, SPA, TLR, OME	03-230	.[Lever]	.[Finish]	\$188.00											
Lever - Closed, BRK	47258044	-	.[Finish]	\$188.00											
Tactile lever - Closed; BRK	47260554	-	.[Finish]	\$252.00											
Lever - Closed; BRW	47258043	-	.[Finish]	\$188.00											
Tactile lever - Closed; BRW	47260553	-	.[Finish]	\$252.00											
Lever - Closed; LAT	47258045	-	.[Finish]	\$188.00											
Tactile lever - Closed; LAT	47260555	-	.[Finish]	\$252.00											
Lever - Closed; LON	47258046	-	.[Finish]	\$188.00											
Tactile lever - Closed; LON	47260556	-	.[Finish]	\$252.00											
Lever - Push or Push & Turn Button; ATH, RHO, SPA, TLR, OME	03-233	.[Lever]	.[Finish]	\$188.00											
Lever - Push or Push & Turn Button; BRK	47258056	-	.[Finish]	\$188.00											
Tactile lever - Push or Push & Turn Button; BRK	47260542	-	.[Finish]	\$252.00											
Lever - Push or Push & Turn Button; BRW	47258055	-	.[Finish]	\$188.00											
Tactile lever - Push or Push & Turn Button; BRW	47260541	-	.[Finish]	\$252.00											
Lever - Push or Push & Turn Button; LAT	47258057	-	.[Finish]	\$188.00											
Tactile lever - Push or Push & Turn Button; LAT	47260543	-	.[Finish]	\$252.00											
Lever - Push or Push & Turn Button; LON	47258058	-	.[Finish]	\$188.00											
Tactile lever - Push or Push & Turn Button; LON	47260544	-	.[Finish]	\$252.00											
Lever - Cylinder - Schlage KIL (P, L, C, Z); ATH, RHO, SPA, TLR, OME	03-231	.[Lever]	.[Finish]	\$188.00											
Lever - Cylinder - Schlage KIL (P, L, C, Z); BRK	47258048	-	.[Finish]	\$188.00											
Tactile lever - Cylinder - Schlage KIL (P, L, C, Z); BRK	47260550	-	.[Finish]	\$252.00											
Lever - Cylinder - Schlage KIL (P, L, C, Z); BRW	47258047	-	.[Finish]	\$188.00											
Tactile lever - Cylinder - Schlage KIL (P, L, C, Z); BRW	47260549	-	.[Finish]	\$252.00											
Lever - Cylinder - Schlage KIL (P, L, C, Z); LAT	47258049	-	.[Finish]	\$188.00											
Tactile lever - Cylinder - Schlage KIL (P, L, C, Z); LAT	47260551	-	.[Finish]	\$252.00											
Lever - Cylinder - Schlage KIL (P, L, C, Z); LON	47258050	-	.[Finish]	\$188.00											
Tactile lever - Cylinder - Schlage KIL (P, L, C, Z); LON	47260552	-	.[Finish]	\$252.00											
Lever - Cylinder - Schlage FSIC (R, J, T); ATH, RHO, SPA, TLR, OME	03-232	.[Lever]	.[Finish]	\$188.00											
Lever - Cylinder - Schlage FSIC (R, J, T); BRK	47258052	-	.[Finish]	\$188.00											
Tactile lever - Cylinder - Schlage FSIC (R, J, T); BRK	47260546	-	.[Finish]	\$252.00											
Lever - Cylinder - Schlage FSIC (R, J, T); BRW	47258051	-	.[Finish]	\$188.00											
Tactile lever - Cylinder - Schlage FSIC (R, J, T); BRW	47260545	-	.[Finish]	\$252.00											
Lever - Cylinder - Schlage FSIC (R, J, T); LAT	47258053	-	.[Finish]	\$188.00											
Tactile lever - Cylinder - Schlage FSIC (R, J, T); LAT	47260547	-	.[Finish]	\$252.00											
Lever - Cylinder - Schlage FSIC (R, J, T); LON	47258054	-	.[Finish]	\$188.00											
Tactile lever - Cylinder - Schlage FSIC (R, J, T); LON	47260548	-	.[Finish]	\$252.00											
Lever - Cylinder - Schlage SFIC (B, BDC, G, H); ATH, RHO, SPA, TLR, OME	03-200	.[Lever]	.[Finish]	\$188.00											
Lever - Cylinder - Schlage SFIC (B, BDC, G, H); BRK	47258040	-	.[Finish]	\$188.00											
Lever - Cylinder - Schlage SFIC (B, BDC, G, H); BRW	47258039	-	.[Finish]	\$188.00											

PARTS

LEVERS	Available finishes													
	605	606	609	612	613	619	622	625	626	629	630	643e	626AM	630AM
	▪	▪	N/A	▪	▪	▪	▪	▪	▪	N/A	N/A	▪	▪	N/A
PRODUCTS AFTER FEBRUARY 2017														
Description	Specify			Price each										
	Part number	Lever design	Finish											
Lever - Cylinder - Schlage SFIC (B, BDC, G, H); LAT	47258041	-	.[Finish]	\$188.00										
Lever - Cylinder - Schlage SFIC (B, BDC, G, H); LON	47258042	-	.[Finish]	\$188.00										
Tactile lever - Cylinder - Schlage SFIC (B, BDC, G, H); BRK	47260538	-	.[Finish]	\$252.00										
Tactile lever - Cylinder - Schlage SFIC (B, BDC, G, H); BRW	47260537	-	.[Finish]	\$252.00										
Tactile lever - Cylinder - Schlage SFIC (B, BDC, G, H); LAT	47260539	-	.[Finish]	\$252.00										
Tactile lever - Cylinder - Schlage SFIC (B, BDC, G, H); LON	47260540	-	.[Finish]	\$252.00										
Lever - Cylinder - CR KIL (L-CO); ATH, RHO, SPA, TLR	03-234	.[Lever]	.[Finish]	\$347.00										
Lever - Cylinder - CR FSIC (J-CO6); ATH, RHO, SPA, TLR	03-266	.[Lever]	.[Finish]	\$347.00										
Lever - Cylinder - CR 7-pin FSIC (J-CO7); RHO	03-235	-	.[Finish]	\$347.00										
Lever - Cylinder - Medeco 31 (J-YA6); ATH, RHO, SPA, TLR	03-255	.[Lever]	.[Finish]	\$347.00										
Lever - Cylinder - Medeco 32 (J-ME); ATH, RHO, SPA, TLR	03-237	.[Lever]	.[Finish]	\$347.00										
Lever - Cylinder - Sargent KIL (L-SA); ATH, RHO, SPA, TLR	03-244	.[Lever]	.[Finish]	\$347.00										
Lever - Cylinder - Sargent FSIC (J-SA); ATH, RHO, SPA, TLR	03-277	.[Lever]	.[Finish]	\$347.00										
Lever - Cylinder - Yale FSIC (J-YA6); ATH, RHO, SPA, TLR	03-255	.[Lever]	.[Finish]	\$347.00										
Lever - Cylinder - Yale 7-pin FSIC (J-YA7); RHO	03-236	-	.[Finish]	\$347.00										

SPRING CAGES		
PRODUCTS AFTER FEBRUARY 2017		
Description	Specify	Price each
Springcage & Lever Catch Assembly - Outside Standard (P, L, C, Z, R, J, T, B, BDC, G, H, L-SAR, L-CO, J-CO6, J-SA, J-CO7)	N523-218	\$95.70
Springcage & Lever Catch Assembly - Inside with Cylinder (P, L, C, Z, R, J, T, B, BDC, G, H, L-SA, L-CO, J-CO6, J-SA, J-CO7)	N523-222	\$95.70
Springcage & Lever Catch Assembly - Outside Competitor Cores (J-YA6, J-YA7, J-ME)	N523-224	\$199.00
Springcage & Lever Catch Assembly - Inside Competitor Cores (J-YA6, J-YA7, J-ME)	N523-225	\$199.00
Springcage & Lever Catch Assembly - Inside Less Cylinder	N523-221	\$67.30
Springcage & Lever Catch Assembly - Dummy Function	N523-223	\$164.00

PARTS

CONVERSION KITS	Available finishes													
	605	606	609	612	613	619	622	625	626	629	630	643e	626AM	630AM
	▪	▪	N/A	▪	▪	▪	▪	▪	▪	N/A	N/A	▪	N/A	N/A
All kits will contain a spring cage and lever Some kits will contain a button or tailpiece.														
Kits are limited to previously offered product - KIL, FSIC, SFIC, L-SAR, J-SAR, J-CO6, J-YA6														
Description	Specify						Price each							
	Part number	Function	Lever	Finish	Core (if applicable)									
Outside Spring Cage / Lever Conversion Kit	40-400	.[Function]	.[Lever]	.[Finish]	.[Core]									\$305.00
Inside Spring Cage / Lever Conversion Kit	40-600	.[Function]	.[Lever]	.[Finish]	.[Core]									\$305.00

ROSES	Available finishes													
	605	606	609	612	613	619	622	625	626	629	630	643e	626AM	630AM
	▪	▪	N/A	▪	▪	▪	▪	▪	▪	N/A	N/A	▪	N/A	N/A
Description	Specify				Price each									
	Part number	Rose design	Finish											
Outside / Inside Rose - RHO OME	03-042	.[Design]	.[Finish]											\$143.00
Blank Plate, ND25 (not available in 626AM)	N523-002	-	.[Finish]											\$146.00
ND75/ND95 Instruction Rose - Rhodes (626 only)	XN12-035	-	-											\$176.00
ND75/ND95 Instruction Rose - Omega (626 only)	XN12-045	-	-											\$176.00
ND78/ND98 Instruction Rose - Rhodes (626 only)	47342586	-	-											\$176.00

BUTTONS/PLUNGER ASSEMBLIES	Available finishes													
	605	606	609	612	613	619	622	625	626	629	630	643e	626AM	630AM
	▪	▪	N/A	▪	▪	▪	▪	▪	▪	N/A	N/A	▪	N/A	N/A
PRODUCTS AFTER FEBRUARY 2017														
Plunger assemblies will support both new (smaller dia.) and old (larger dia.) buttons														
Description	Specify		Price each											
	Part number	Finish												
Emergency Button and Plunger (ND40 outside)	N123-034	.[Finish]												\$96.20
Emergency Turn Button and Plunger (ND44 outside)	N123-084	.[Finish]												\$179.00
Button - Push (ND30, ND40, ND44, ND50, ND73, ND91, ND97)	N523-209	.[Finish]												\$13.50
Button - Push & Turn Button (ND53, ND92)	N523-210	.[Finish]												\$25.80
Button - Push (ND85)	N523-211	.[Finish]												\$15.40
Push and Turn Plunger Bar (ND53, ND91)	N123-085	-												\$17.30
Push Button Plunger Bar (ND30, ND40, ND44, ND50, ND73, ND91, ND97)	N123-086	-												\$19.00
Push Button Plunger Bar (ND85)	N123-087	-												\$16.80

PARTS

LATCHES/RELATED COMPONENTS	Available finishes													
	605	606	609	612	613	619	622	625	626	629	630	643e	626AM	630AM
	▪	▪	N/A	▪	▪	▪	▪	▪	▪	N/A	N/A	▪	N/A	N/A
SPRING LATCH														
Description	Specify		Price each											
	Part number	Finish												
2-3/4" - Square corner, 1-1/8" x 2-1/4"	13-248	.[Finish]	\$120.00											
3 -3/4" - Square corner, 1-1/8" x 2-1/4"	14-010	.[Finish]	\$147.00											
DEADLATCH														
Description	Specify		Price each											
	Part number	Finish												
2-3/8" - Square corner, 1-1/8" x 2-1/4"	14-047	.[Finish]	\$77.40											
2-3/8" - Square corner, 1" x 2-1/4"	14-048	.[Finish]	\$77.40											
2-3/4" - Square corner, 1-1/8" x 2-1/4"	13-247	.[Finish]	\$120.00											
2-3/4" - Anti-friction Fire Door Latch 1" Square corner, 1-1/8" x 2-1/4", 3/4" Throw	14-042	.[Finish]	\$495.00											
3-3/4" - Square corner, 1-1/8" x 2-1/4"	14-028	.[Finish]	\$147.00											
5" - Backset extension link - requires reinforcement when used in hollow metal door applications; backset link must be used with 2-3/4" backset latches	43-005	-	\$45.70											
Rabbeted latch and strike kit - adapts square corner latches and 2-3/4" high square corner strikes to 1/2" rabbeted door and frame preparations. (Available in 626 and 605)	39-030	.[Finish]	\$80.00											

STRIKES	Available finishes													
	605	606	609	612	613	619	622	625	626	629	630	643e	626AM	630AM
	▪	▪	N/A	▪	▪	▪	▪	▪	▪	N/A	N/A	▪	N/A	N/A
Description	Specify		Price each											
	Part number	Finish												
1-1/8" - Square corner, T-strike, box, 1-1/8" x 2-3/4"	10-013-118	. [Finish]	\$21.00											
1-1/2" - Square corner, T-strike, box, 1-1/8" x 2-3/4"	10-013-112	. [Finish]	\$21.00											
1-1/8" - Square corner, T-strike, deep box, 1-1/8" x 2-3/4" 1-1/8" ; Use with fire door latch	10-016	. [Finish]	\$21.00											
1-3/16" - ANSI, no box, 1-1/4" x 4-7/8"	10-025-1316	. [Finish]	\$21.00											
1-3/8" - ANSI, no box, 1-1/4" x 4-7/8"	10-025-138	. [Finish]	\$60.20											
1-1/2" - ANSI, no box, 1-1/4" x 4-7/8"	10-025-112	. [Finish]	\$60.20											
Box for ANSI strike	K510-066	-	\$9.30											

CHASSIS KITS				
Function	Function description	Part description	Specify	Price each
ND10	Passage latch	24088254 ND10 Chassis only	S00031721271-KIT	\$130.00
ND10 RX	Passage latch	24088429 ND10RX Chassis only	S00031769709-KIT	\$262.00
ND12	Exit lock	24088262 ND12/80 Chassis only	S00031721363-KIT	\$146.00
ND12EL	Electrically locked exit lock	63-180 ND12/80EL Chassis only	S00033868134-KIT	\$595.00
ND12EL RX	Electrically locked exit lock	63-184 ND12/80EL RX Chassis only	S00033868172-KIT	\$651.00
ND12EU	Electrically unlocked exit lock	63-181 ND12/80EU Chassis only	S00033868141-KIT	\$595.00



PARTS

EXAMPLE:
ND10 PASSAGE LATCH
 Kit # S00031721271-KIT

INCLUDES

1	Slide spring	29	Slide	38	Spindles
6	Chassis screw	30	Slide clip	52	Gauge insert
23	Outside housing	37	Adjustment plate	53	Insert, inside hub
24	Inside hub				

CHASSIS KITS				
Function	Function description	Part description	Specify	Price each
ND12EU RX	Electrically unlocked exit lock	63-185 ND12/80EU RX Chassis only	S00033868189-KIT	\$651.00
ND25	Exit lock	24088296 ND25 Chassis only	S00031721394-KIT	\$82.80
ND25X70	Classroom exit lock	24088213 ND25X70 Chassis only	S00031720557-KIT	\$102.00
ND25X80	Storeroom exit lock	24088221 ND25X80 Chassis only	S00031720946-KIT	\$103.00
ND30	Patio lock	24088304 ND30/40/44 Chassis only	S00031733663-KIT	\$208.00
ND40	Bath/Bedroom privacy lock	24088304 ND30/40/44 Chassis only	S00031733663-KIT	\$208.00
ND44	Hospital privacy lock	24088304 ND30/40/44 Chassis only	S00031733663-KIT	\$208.00
ND45	Time out lock	24210718 ND45 Chassis only	S00031969024-KIT	\$143.00
ND50	Entrance/office lock	24088247 ND50/53 Chassis only	S00031721097-KIT	\$144.00
ND53	Entrance lock	24088247 ND50/53 Chassis only	S00031721097-KIT	\$144.00
ND60	Vestibule with closed outside lever	24088320 ND60/XN12-001 Chassis only	S00031733762-KIT	\$148.00
ND66	Store lock	24088338 ND66 Chassis only	S00031733793-KIT	\$326.00
ND70	Classroom lock	24088346 ND70 Chassis only	S00031733809-KIT	\$136.00
ND70X80	Classroom by storeroom lock	24088239 ND70X80 Chassis only	S00031720984-KIT	\$132.00
ND72	Communicating lock	24088197 ND72 XN12-002 Chassis only	S00031720328-KIT	\$129.00
ND73	Corridor lock	24088353 ND73 Chassis only	S00031733830-KIT	\$112.00
ND75	Classroom security lock - 360 degree key rotation	24088163 ND75 Chassis only	S00031719902-KIT	\$306.00
ND78	Classroom security lock - 180 degree key rotation	47277080 ND78 Chassis only	47277080-KIT	\$306.00
ND80	Storeroom lock	24088262 ND12/80 Chassis only	S00031721363-KIT	\$146.00
ND80EL	Electrically locked storeroom lock	63-180 ND12/80EL Chassis only	S00033868134-KIT	\$595.00
ND80EL RX	Electrically locked storeroom lock	63-184 ND12/80EL RX Chassis only	S00033868172-KIT	\$651.00
ND80EU	Electrically unlocked storeroom lock	63-181 ND12/80EU Chassis only	S00033868141-KIT	\$595.00
ND80EU RX	Electrically unlocked storeroom lock	63-185 ND12/80EU RX Chassis only	S00033868189-KIT	\$651.00
ND81	Accessible storeroom lock	47282775 ND81 Chassis only	S00035893271-KIT	\$146.00
ND82	Institution lock	24088361 ND82 Chassis only	S00031733847-KIT	\$136.00
ND85	Faculty restroom lock	24088411 ND85 Chassis only	S00031733977-KIT	\$147.00
Vandlgard				
ND72	Communicating lock	24088209 ND72 XN12-003 Chassis only	S00031720458-KIT	\$203.00
ND91	Entrance/office lock	24088379 ND91/92 Chassis only	S00031733861-KIT	\$221.00
ND92	Entrance lock	24088379 ND91/92 Chassis only	S00031733861-KIT	\$221.00
ND93	Vestibule lock	24088387 ND93 Chassis only	S00031733878-KIT	\$228.00
ND94	Classroom lock	24088395 ND94 Chassis only	S00031733892-KIT	\$214.00
ND95	Classroom security lock - 360 degree key rotation	24088171 ND95 Chassis only	S00031720168-KIT	\$381.00
ND96	Storeroom lock	24088403 ND96 Chassis only	S00031733922-KIT	\$225.00
ND96EL	Electrically locked storeroom lock	63-182 ND96EL Chassis only	S00033868158-KIT	\$672.00
ND96EL RX	Electrically locked storeroom lock	63-186 ND96EL RX Chassis only	S00033868196-KIT	\$728.00
ND96EU	Electrically unlocked storeroom lock	63-183 ND96EU Chassis only	S00033868165-KIT	\$672.00
ND96EU RX	Electrically unlocked storeroom lock	63-187 ND96EU RX Chassis only	S00033868202-KIT	\$728.00
ND97	Corridor lock	24088189 ND97 Chassis only	S00031720281-KIT	\$190.00
ND98	Classroom security lock - 180 degree key rotation	47277079 ND98 Chassis only	47277079-KIT	\$381.00

PARTS

KEYCAM ASSEMBLIES		
Description	Specify	Price each
Electrified Keycam Assembly (Motor) - ND12EL/EU, ND80EL/EU, & ND96EL/EU	N223-066	\$48.70
Keycam Assembly ND40, ND44	N123-045	\$9.90
Keycam Assembly ND50, ND53, ND60	N123-007	\$23.30
Keycam Assembly ND73, ND70, ND72, ND25x70, ND70x80 Outside	N123-010	\$23.40
Keycam Assembly ND75, ND95 Inside	N123-059	\$102.00
Keycam Assembly ND82, ND12, ND80, ND25x80, ND70x80 Inside	N123-008	\$28.30
Keycam Assembly ND81	N123-094	\$28.30
Keycam Assembly ND85	N123-055	\$137.00
Keycam Assembly ND91, ND92, ND93 (outside)	N123-011	\$32.00
Keycam Assembly ND94	N123-012	\$32.00
Keycam Assembly ND95 Outside	N123-098	\$137.00
Keycam Assembly ND96	N123-013	\$26.20
Keycam assembly ND97	N123-097	\$26.50
Cam pin for ND60 and ND93	N523-065	\$7.30
Cam for inside ND60 and inside ND93	N523-066	\$78.30
Keycam Assembly ND66 Outside and Inside, and ND75 Outside	N123-076	\$132.00

SLIDE/RELATED COMPONENTS		
Description	Specify	Price each
Slide Spring	C503-019	\$9.20
Slide Catch Restoring	C604-187	\$10.20
Slide Catch Non-restoring	C604-188	\$10.20
Slide Catch Spring	C604-191	\$10.20
Slide Clip	N523-025	\$6.00
Slide (previous part number was N523-024)	N523-149	\$29.50

SPINDLES		
Description	Specify	Price each
Outside Spindle	N523-013	\$16.60
Outside Electrified Spindle	N523-019	\$16.30
Inside Spindle	N523-177	\$5.30

ELECTRIFIED CHASSIS COMPONENTS		
Description	Specify	Price each
Outside Electrified Housing	24088551	\$17.50
Inside Electrified Hub	N623-017	\$9.60
Motor Assembly Non-Vandlgard	N223-062	\$425.00
Motor Assembly Vandlgard	N223-063	\$469.00
Anti-rotation plate - RX product	N523-131	\$11.90
RX Switch	N523-194	\$84.10
RX Upgrade Kit	N123-062	\$96.40

PARTS

MISCELLANEOUS CHASSIS COMPONENTS		
Description	Specify	Price each
Plunger Spring (order in multiples of 50)	C503-331	\$0.20
Outside Housing	24088544	\$16.40
Inside Hub for all Non-electrified functions except the ND66 and ND82	24085037	\$7.20
Inside Hub for ND66 & ND82 Functions	24085060	\$7.20
Emergency cylinder for ND40 & ND44 functions	N523-020	\$7.60
Catch stop	N523-041	\$7.50
Adjustment Plate	N523-054	\$7.50
Anti-rotation plate	N523-055	\$7.50
Plunger Sleeve for ND60 and ND93	N523-063	\$5.40
Plunger for ND60 and ND93	N523-064	\$18.80
Plunger Bar for ND66, ND75, and ND95	N523-067	\$5.40
Dummy Insert for ND170	N523-069	\$18.80
Chassis Assembly - exterior 170	47268754	\$67.00
Chassis Assembly - exterior 172	47268755	\$67.00
Chassis Assembly - interior 172	47268756	\$67.00

SPECIAL PARTS	Available finishes													
	605	606	609	612	613	619	622	625	626	629	630	643e	626AM	630AM
	▪	▪	N/A	▪	▪	▪	▪	▪	▪	N/A	N/A	▪	N/A	N/A
Description							Specify			Price each				
							Part number	Finish	Lip length					
10-013 Strike, 7/8" flat lip							XQ02-309		.[Finish]		.[Lip length]		\$55.80	
10-013 Strike, 1-5/8" – 6" lip							XQ03-494		.[Finish]		.[Lip length]		\$297.00	
10-013 Strike, 6-1/8" – 12" lip							XQ03-494		.[Finish]		.[Lip length]		\$297.00	
10-025 Strike, 7/8" flat lip							XQ07-351		.[Finish]		.[Lip length]		\$58.90	
10-025 Strike, lips thru 6" (except 7/8", 1-3/16", 3/8" and 1-1/2")							XQ07-351		.[Finish]		.[Lip length]		\$297.00	
Extension Links, used with 2-3/4" backset latch, range over 5" - 42"; not adjustable							XC03-069		-		-		\$1,047.00	
Chassis Spacer for 1-3/8" door (2 required)							XN12-012		.[Finish]				\$109.00	
Lever - Break-Away - Schlage KIL (P, L, C, Z); RHO							XN13-052		-		-		\$1,047.00	
Lever - Break-Away - Schlage FSIC (R, J, T); RHO							XN13-054		-		-		\$109.00	
Lever - Break-Away - Schlage SFIC (B, BDC, G, H); RHO							XN13-053		-		-		\$542.00	

HOLLOW METAL DOOR REINFORCEMENTS		
Description	Specify	Price each
Metal door reinforcer kit, fits both 7/8" and 1" diameter housings - Specify door thickness, includes A501-567 and A501-565 or A501-566	37-001	\$54.10
Latch Spacer – fits 1" diameter latch housing and 1-3/4" hollow metal doors (steel & aluminum)	24483760	\$7.50
Reinforcer for 1-3/8" thick non-reinforced metal doors. Fits both 7/8" and 1" diameter housings.	A501-565	\$27.20
Reinforcer for 1-3/4" thick non-reinforced metal doors. Fits both 7/8" and 1" diameter housings.	A501-566	\$27.20
3-1/2" Long latch housing sleeve used to reinforce joint between latch and backset link or to hold latch in metal doors	A501-567	\$17.40

PARTS

SCREWS PFH = Phillips flat head BH-HSD = Button Head - Hex Socket Drive			Available finishes													
			605	606	609	612	613	619	622	625	626	629	630	643e	626AM	630AM
			▪	▪	N/A	▪	▪	▪	▪	▪	▪	N/A	N/A	▪	N/A	N/A
Description	Door thickness	Type	Size	Specify		Price each										
				Part number	Finish											
ANSI strike	—	PFH Combo	12-24 x 1"	C603-256 ¹	. [Finish]	\$1.30										
Latch and strike	—	PFH Combo	#8 x 3/4"	C603-897 ¹	. [Finish]	\$1.20										
Spring cage screws	1-3/8" – 2-1/8"	PFH Machine	#10 x 32 x 2.425"	N523-021 ¹	-	\$2.80										
Motor assembly	—	PFH Combo	#4-40 x 3/16	N623-030	-	\$7.50										
RX switch	—	BH-HSD	#2-56 x 3/8"	N523-135	-	\$0.80										
Chassis to spring cage	—	PFH Combo	#8-32 x 1/4"	N523-240	-	\$0.78										
Chassis	—	PFH	#8-32 x 3/8"	L583-454	-	\$1.90										
ALX170 mounting surface	—	PFH Combo	12-24 x 1.5"	47262999	-	\$1.30										
ND172 through bolts	—	PFH Machine	10-32 UNF-2A with thread patch	47622270	-	\$2.80										
¹ Order in multiples of 100																

¹ Order in multiples of 100

SCREW PACKS	Available finishes													
	605	606	609	612	613	619	622	625	626	629	630	643e	626AM	630AM
	▪	▪	N/A	▪	▪	▪	▪	▪	▪	N/A	N/A	▪	N/A	N/A
Description	Contents				Specify				Price each					
					Part number	Finish								
170 through bolt assembly, 626 only					47262735				.[Finish]		\$20.10			
Latch and strike	(4) C603-897				B202-517				.[Finish]		\$11.30			
ANSI strike	(2) C603-256				C203-736				.[Finish]		\$9.10			
Mounting, all except ND170	(4) C603-897 (2) C603-256		(2) N523-021 (1) M504-271		N123-020				.[Finish]		\$12.10			

SCREW PACKS, TORX®	Available finishes													
	605	606	609	612	613	619	622	625	626	629	630	643e	626AM	630AM
	▪	▪	N/A	▪	▪	▪	▪	▪	▪	N/A	N/A	▪	N/A	N/A
Description	Contents	Specify		Price each										
		Part number	Finish											
Latch and strike (T-15 installation tool included)	(4) C503-766 (T-15)	C203-311	. [Finish]	\$29.60										
Latch and ANSI strike (T-xx installation tool included)	(2) C503-766 (T-15) (2) L583-371 (T-20)	C203-312	. [Finish]	\$29.60										

PARTS

TAILPIECES			
Cylinder format	Configured lock specification	Specify for sold separate	Price each
Schlage KIL High Security	L, Z	N523-022	\$2.80
Schlage FSIC	R, M, T	N523-127	\$4.10
Schlage SFIC	G, H	N523-091	\$16.50
Sargent KIL	L-SA	09-060	\$16.50
Sargent FSIC	J-SA	09-063	\$16.50
Corbin Russwin KIL	L-CO	10-140	\$16.50
Corbin Russwin FSIC 6 pin	J-CO6	09-062	\$16.50
Corbin Russwin FSIC 7 pin	J-CO7	10-141	\$31.60
Yale FSIC 6 pin	J-YA6	09-061	\$16.50
Yale FSIC 7 pin	J-YA7	10-142	\$31.60
Medeco FSIC 6 pin	J-MED	10-143	\$33.20
SFIC driver and spacer	N/A	09-774	\$20.70
SFIC 6 pin body spacer	N/A	D500-000	\$2.40
Sargent XC SFIC	N/A	XN12-292	\$17.80

CYLINDERS AND KEYS

Cylinders and keys sold separate can be found in the [Cylinders](#) and [Keys](#) sections at the back of this book.

ALLEGION CONNECT HARNESSES

Prices listed are net, discounting does not apply

HARNESSES WITH MOLEX CONNECTORS ON BOTH ENDS (FOR USE WITH HOLLOW METAL DOORS)

Description	Specify	Price each
6" Wire Harness (internal p/n 106190-00)	CON-6	\$17.00
12" Wire Harness (internal p/n 106191-00)	CON-12	\$21.00
26" Wire Harness (internal p/n 106192-00)	CON-26	\$24.00
32" Wire Harness (internal p/n 106193-00)	CON-32	\$25.00
38" Wire Harness (internal p/n 106194-00)	CON-38	\$29.00
44" Wire Harness (internal p/n 106195-00)	CON-44	\$26.00
50" Wire Harness (internal p/n 106196-00)	CON-50	\$29.00

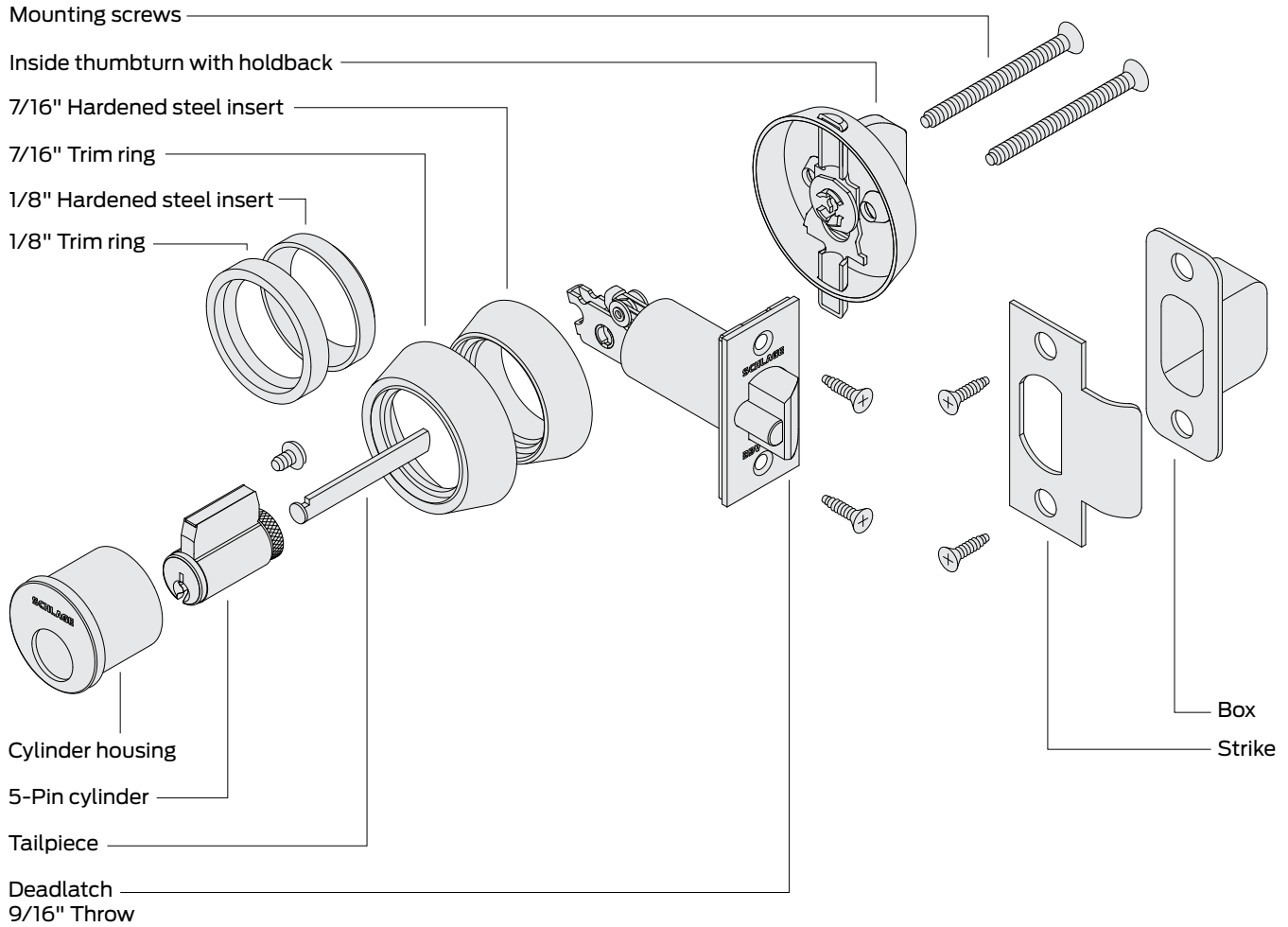



PARTS

ALLEGION CONNECT HARNESSES		
Prices listed are net, discounting does not apply		
192" Wire Harness (internal p/n 106197-00)	CON-192	\$62.00
HARNESSES WITH MOLEX CONNECTOR ON ONE END, CRIMPED PINS ON OTHER W/ ATTACHABLE MOLEX CONNECTOR (FOR USE WITH WOOD DOORS)		
Description	Specify	Price each
6" Wire Harness (internal p/n 106201-00)	CON-6P	\$20.00
12" Wire Harness (internal p/n 106202-00)	CON-12P	\$25.00
26" Wire Harness (internal p/n 106203-00)	CON-26P	\$29.00
32" Wire Harness (internal p/n 106204-00)	CON-32P	\$30.00
38" Wire Harness (internal p/n 106205-00)	CON-38P	\$30.00
44" Wire Harness (internal p/n 106206-00)	CON-44P	\$31.00
50" Wire Harness (internal p/n 106207-00)	CON-50P	\$32.00
192" Wire Harness (internal p/n 106208-00)	CON-192P	\$66.00
HARNESS WITH MOLEX CONNECTOR ON ONE END, STRIPPED LEADS ON OTHER (FOR CONNECTION TO POWER SUPPLY)		
Description	Specify	Price each
6" extension to power supply (internal p/n 106210-00)	CON-6W	\$20.00
HARNESS WITH MOLEX CONNECTOR ON ONE END, STRIPPED LEADS ON OTHER (FOR CONNECTION TO POWER SUPPLY)		
Description	Specify	Price each
Connector Service Kit (internal p/n 050823-00-00) contains: <ul style="list-style-type: none">100 each male & female terminals10 each 4-pin and 8-pin female connectors10 each 4-pin and 8-pin male connectors1 extraction tool	CON-KIT	\$158.00

B250 SERIES

Grade 2 deadlatch



 Indicates products that have EPD documentation available and meet LEED v4.

How to order

To order products, attribute values should be provided in the sequence shown below. Each value should be separated by a period.

Line item number	Quantity	Brand	Required for all lock orders			Inside finish	Deadlatch	Strike	Door dimensions			Options					Keying		
			Series + Function	Cylinder type (keyed functions only)	Outside finish				Door thickness	Extended	Strike lip length	Box for ANSI strike	Thick door adjustment	Less holdback function	Screw option	Buy America Act compliant	Keying code	Keyway	Pack keys independently
		1	2	3	4	5	6	7	8A	8B	8C	9A	9B	9C	9D	9E	10A	10B	10C

Specifying dimensions:

Dimensions should be provided with the whole number followed by a dash and then the fraction of an inch. Example: 1-3/4.

Line item number

Quantity

- 1 **Brand:** Required only when specifying a product Less (LLL) any attribute.
- 2 **Series+Function:** Series combined with function.
- 3 **Cylinder type:** Specify cylinder code for keyed functions.
- 4 **Outside finish:** Required for all orders.
- 5 **Inside finish:** Specify only if different from the outside finish or if specifying a product Less (LLL) any attribute.
- 6 **Deadlatch:** Leave blank to receive the default latch. Specify part number if non-default latch is required or if specifying a product Less (LLL) any attribute.
- 7 **Strike:** Leave blank to received default strike. Specify part number if non-default strike is required or if specifying a product Less (LLL) any attribute.
- 8A **Door thickness:** Leave blank for default 1-3/4" thick doors. Specify if other than 1-3/4" or if specifying a product Less (LLL) any attribute. Specify with a DT prefix followed by the door thickness dimension. Example: DT1-3/8, DT2-1/4.
- 8B **Extended:** Specify for doors over 1-3/4" thick. EE = Extended equally, EI = Extended inside, EO = Extended outside.
- 8C **Strike lip length:** Leave blank for default strike lip length. Specify for non-default strike lip length or if specifying a product Less (LLL) any attribute. Specify with a LIP prefix followed by the lip length dimension. Example: LIP1-3/8.
- 9A-9E **Options:** Specify any desired options.
- 10A **Keying code:** Default keying code is dictated by the selected cylinder type. Leave blank for to receive the default keying code or specify for any other keying code. If ordering a product less any lock attribute, keying code must be specified.
- 10B **Keyway:** Default way is dictated by the selected cylinder type. Leave blank for to receive the default keyway or specify to order any other keyway. If ordering a product less any lock attribute, keying code must be specified.
- 10C **Pack keys independently:** Specify only when requesting that keys be packed independently.

Contents

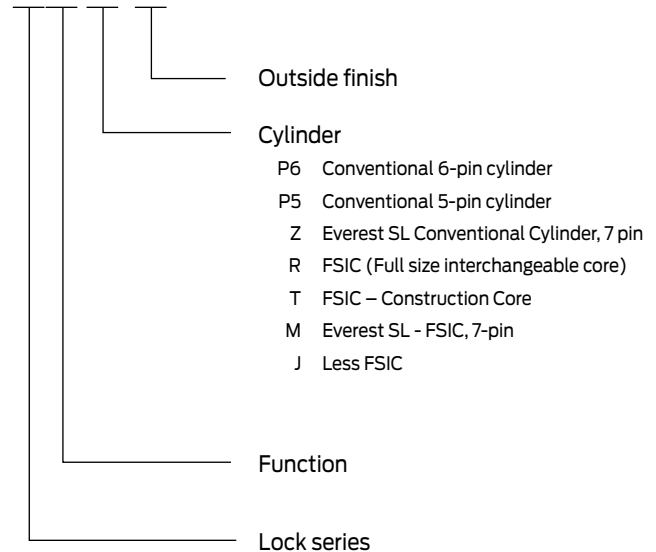
B250 Series Overview.....	91
B250 Series Functions.....	94
B250 Series Styles	95
B250 Series Configure a product	97
Cylinder adjustments	98
Latches.....	99
Strikes.....	99
Door dimensions.....	100
Options.....	101
Less components.....	101
Keying.....	102
Deadlatches.....	103
Strikes.....	103
Trim	103
B250 Series Parts.....	103
Adapters	104
Door reinforcements.....	104
Individual screws.....	104
Tailpiece and screw packs	106
Special parts	106

BAA/ARRA

Contact your local RSO or
Sales Rep. for ordering details

Product identification

B250.P6.626



Finish codes and descriptions

BHMA code		Description
605	(US 3)	Bright Brass
606	(US 4)	Satin Brass
609	(US 5)	Antique Brass
613	(US 10B)	Oil Rubbed Bronze
622	(US 19)	Matte Black
625	(US 26)	Bright Chrome
626	(US 26D)	Satin Chrome

Standard features

Certification	ANSI/BHMA Certified A156.36-2010, Grade 2 auxiliary lock
Latch	1-1/8" x 2-1/4", Square corner faceplate, 1" housing diameter, 9/16" throw deadlatch
Strike	1-1/8" x 2-3/4", Square corner, T-strike, box
Backset	2-3/8"
Cylinder	6-pin solid brass, keyed 6-pin, S123 keyway, keyed different (KD)
Door range	1-1/2" – 1-3/4" conventional cylinder, 1-1/2" - 2-1/8" FSIC cylinder
Keys	Two nickel silver cut keys per lock, 6-pin, S123 section
Trim rings	7/16" and 1/8" wrought brass or bronze, reinforced with security inserts





ANSI/BHMA Certified A156.36-2010, Grade 2 auxiliary lock.

BORED DEADLATCH LOCKS

SCHLAGE ANSI

B250

E0122

Outside

Inside

Single cylinder deadlatch (night latch)

Deadlocking latchbolt retracted by key from outside or by inside turn unit. Rotating turn unit and activating hold-back feature keeps latch retracted.

B252

E0112

Outside

Inside

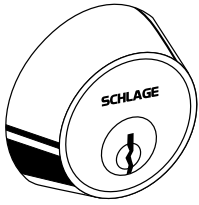
Double cylinder deadlatch

Deadlocking latchbolt retracted by key from either side. No hold-back feature.

Caution: Double cylinder locks on residences and any door in any structure which is used for egress are a life safety hazard in times of emergency and their use is not recommended. Installation should be in accordance with existing codes only.

DEADLATCH DESIGN

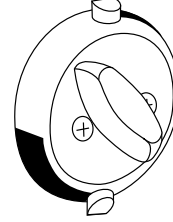
OUTSIDE CYLINDER TRIM



INSIDE CYLINDER TRIM



ROSE AND TURN



FINISH AVAILABILITY

FINISH AVAILABILITY	Bright Brass (605)	Satin Brass (606)	Antique Brass (609)	Satin Bronze (612)	Oil Rubbed Bronze (613)	Satin Nickel (619)	Matte Black (622)	Bright Chrome (625)	Satin Chrome (626)	Bright Stainless Steel (629)	Satin Stainless Steel (630)	Aged Bronze (643e)	Satin Chrome, Antimicrobial (626AM)	Satin Stainless Steel, Antimicrobial (630AM)
	DEADLATCH													
B250 Series deadlatch	605	606	609	-	613	-	622	625	626	-	-	-	-	-
CYLINDER FINISHES														
Complete lock finish	605	606	609	-	613	-	622	625	626	-	-	-	-	-
Coordinating conventional cylinder														
Plug component	606	606	606	-	522	-	622	626	626	-	-	-	-	-
Coordinating FSIC/SFIC cylinder														
Plug (lower) component	606	606	606	-	522	-	622	626	626	-	-	-	-	-
Core face (upper) component	606	606	606	-	522	-	622	626	626	-	-	-	-	-

522 is a simulated 613 finish



B250 SERIES

B5000 SERIES

B600/700/800 SERIES

this page intentionally blank

You can **configure and price a full range of products** using the tables and rules shown in this section.

The pricing of locks in this section includes the P6 cylinder in an open keyway (where applicable), default latch, strike and a 1-3/4" thick door. Additional modifications are available using the rules and price adjustments on the subsequent pages.

How to order:

- All applicable product attributes must be provided in the order shown below
- Each value must separated by a period
- If requesting a product "Less (LLL)" any attribute, the entire detailed ACN must be provided
- Fractions will be written with the "/" symbol separating the numerator and the denominator (example 1/2)
- For dimensions that contain a whole number and a fraction, a hyphen "-" will be added after the whole number and before the fraction (example 2-1/2)
- For two dimensions represented together, such as length and width, the values would be separated by an "x" with no spaces
- Finishes should be listed using their BHMA finish as shown in this book

Required for all lock orders							Door dimensions			Options					Keying		
Brand	Series + Function	Cylinder type (keyed functions only)	Outside finish	Inside finish	Deadlatch	Strike	Door thickness	Extended	Strike lip length	Box for ANSI strike	Thick door adjustment	Less holdback function	Screw option	Buy America Act compliant	Keying code	Keyway	Pack keys independently
1	2	3	4	5	6	7	8A	8B	8C	9A	9B	9C	9D	9E	10A	10B	10C

If ordering a product "Less (LLL)" any attribute, values for each attribute must be provided.

Only required if different than outside finish

Only required when deviating from the product's default. Specify only the deviated attribute(s).

Only required when deviating from the product's default. Specify only the deviated attribute(s).

EXAMPLE:

B250 . P6 . 626 . 10-004

2 3 4 7

Selected strike is different than the default strike

COMPLETE LOCKS			FINISHES		
Split finishes and designs will be priced at the highest list price of the design and/or finish. Keyed function pricing based on P6 cylinder with open S123 keyway. See table below for additional cylinder and keyway options. SERIES + FUNCTION CYL DESCRIPTION			626	605 606 609 622 625	613
SINGLE CYLINDER FUNCTION					
B250	P6	Single cylinder deadlatch (night latch)	\$369.00	\$375.00	\$385.00
DOUBLE CYLINDER FUNCTION					
B252	P6	Double cylinder deadlatch	\$411.00	\$417.00	\$427.00

Extended lead time

COMPLETE LOCKS CYLINDER ADJUSTMENTS

Keyed locks above are priced including the P6 cylinder with open keyway. Provided below are pricing adjustments based on other available cylinder types. For Primus and Primus XP cylinders, order lock less cylinder and order the Primus or Primus XP cylinder separately.

For complete details on cylinders, tailpieces, keying and keys, including cylinders sold separate, see the [Cylinders](#) and [Keys](#) sections at the back of this book.

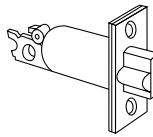
CYLINDER ADJUSTMENTS					
Restricted keyways include: Everest 29 R and T keyways, Everest B and D keyways and Classic (Reverse/Quad/Numbered) keyways					
Description	Specify	Single cylinder function Price adjustment		Double cylinder function Price adjustment	
		Open	Restricted	Open	Restricted
Conventional 6-pin cylinder	P6	\$0.00	\$27.00	\$0.00	\$54.00
Conventional 5-pin cylinder	P5	\$0.00	\$27.00	\$0.00	\$54.00
Everest SL Conventional Cylinder, 7 pin	Z	N/A	\$27.00	N/A	\$54.00
Conventional Primus/Primus XP cylinder	Order separately (Restricted keyways only, see Cylinders section)				
FSIC (Full size interchangeable core)	R	\$59.70	\$86.70	\$119.40	\$173.40
FSIC – Construction Core	T	\$59.70	N/A	\$119.40	N/A
Everest SL - FSIC, 7-pin	M	N/A	\$86.70	N/A	\$173.40
Less FSIC	J	-\$39.30		-\$78.60	
Full size interchangeable Primus/Primus XP core	Order separately (Restricted keyways only, see Cylinders section)				

Construction cores (T) have an additional handling charge 50-231

COMPLETE LOCKS

LATCHES

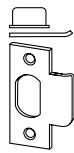

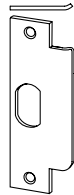
Specify on order only if requesting an option other than the default

DEADLATCH					
	Default	Faceplate description	Backset	Specify	Price adjustment
	▪	Square corner, 1-1/8" x 2-1/4", 1" housing diameter	2-3/8"	12-100	\$0.00
		Square corner, 1-1/8" x 2-1/4", 1" housing diameter	2-3/4"	12-103	\$0.00

COMPLETE LOCKS

STRIKES

Specify on order only if requesting an option other than the default

10-001 	10-004 	10-025 
---	---	--

STRIKES					
Default	Description	Lip length	Specify		Price adjustment
			Strike part number	Lip length	
▪	Square corner, T-strike, box, 1-1/8" x 2-3/4"	1-1/8"	10-001	-	\$0.00
	Square corner, T-strike, box, 1-1/8" x 2-3/4"	1"	10-001	LIP1	\$11.20
	Square corner, T-strike, box, 1-1/8" x 2-3/4"	1-1/4"	10-001	LIP1-1/4	\$11.20
	Square corner, T-strike, box, 1-1/8" x 2-3/4"	1-1/2"	10-001	LIP1-1/2	\$11.20
	Square corner, T-strike, box, 1-1/8" x 2-3/4"	1-3/4"	10-001	LIP1-3/4	\$11.20
	Square corner, T-strike, box, 1-1/8" x 2-3/4"	2"	10-001	LIP2	\$11.20
	Round corner (1/4" radius), T-strike, box 1-1/8" x 2-3/4"	1-1/8"	10-004	-	\$0.00
	ANSI, no box, 1-1/4" x 4-7/8"	1-3/16"	10-025	-	\$0.00
	ANSI, no box, 1-1/4" x 4-7/8"	1-3/8"	10-025	LIP1-3/8	\$52.20
	ANSI, no box, 1-1/4" x 4-7/8"	1-1/2"	10-025	LIP1-1/2	\$52.20



COMPLETE LOCKS

DOOR DIMENSIONS

DOOR THICKNESS AND EXTENDED



- Specify door thickness and extended on order only if different than 1-3/4" thick door
- Door thickness should be specified to the nearest 1/8"
- If extended option is not specified, order will be shipped Extended Equal (EE)
- Other extended options include: Extended Outside (EO)and Extended Inside (EI)


NON-STANDARD DOOR THICKNESS AND EXTENDED OPTIONS			
Specify door thickness in to the nearest 1/8" increment.			
Door thickness	Specify		Price adjustment
	Door thickness	Extended	
Over 1-3/4" - 2-1/4"	DT[Door thickness]	.[Select EE, EI, EO]	\$0.00
Over 2-1/4" - 2-3/4"	DT[Door thickness]	.[Select EE, EI, EO]	\$144.00



COMPLETE LOCKS

OPTIONS

BOX FOR ANSI STRIKE			
Description		Specify	Price adjustment
Plastic dust box for ANSI strike		K510-066	\$0.00
THICK DOOR ADJUSTMENT			
Description		Specify	Price adjustment
B250 for doors over 2-3/4" - 5-9/16" 		XB03-330	\$393.00
B252 for doors over 2-3/4" - 5-9/16" 		XB03-427	\$438.00
LESS HOLDBACK FUNCTION			
B250 less holdback function (substitutes B400 turn)		XB09-062	\$71.00
SCREW OPTIONS			
Default	Description	Specify	Price adjustment
▪	Standard screws	-	-
	Tamper resistant Torx® screws for latch and strike	Torx	\$29.60
BUY AMERICA ACT			
Description		Specify	Price adjustment
Buy America Act Compliant		BAA	\$12.00

 Extended lead time

COMPLETE LOCKS

LESS COMPONENTS

Deductions are applied to complete lock prices. When requesting a product "Less (LLL)" any attribute, the entire detailed ACN must be provided.

LOCKS LESS COMPONENTS		
Description	Specify	Price adjustment
Less deadlatch	LLL	-\$28.30
Less strike	LLL	-\$9.00

COMPLETE LOCKS

KEYING

Specify on order only if requesting an option other than the default. Control keys are not furnished with locks and must be purchased separately. See [Keys section](#) at the back of this book.

For complete details on cylinders, tailpieces, keying and keys, see the [Cylinders](#) and [Keys](#) sections at the back of this book.

KEYING		Default	Optional	Default	Optional	Default	Optional	Default	Optional	Default	Optional
Specify	Description	P6	P5	Z	R	T	M				
KD	Keyed different	▪		▪				▪			
KA-0BIT	Keyed alike 0 bitted		▪		▪						
KA-1BIT	Keyed alike 1 bitted					▪					
KAGRP	Keyed alike by group		▪		▪			▪			
KAQTY	Keyed alike by qty		▪		▪						
KEYSPECIFIC	Keyed alike to specific combination		▪		▪			▪			
MK	Master keyed		▪		▪			▪			▪
SPLIT	Split key construction keyed		▪								
RCK	Lost ball construction keyed				▪						
RMK	Residential master keyed				▪						
RCK/RMK	Lost ball construction keyed and res. master keyed				▪						
ICC	FSIC construction keyed, (default)							▪			
ICA	FSIC construction keyed, (if specified)								▪		
ICB	FSIC construction keyed, (if specified)								▪		

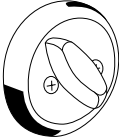
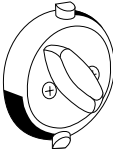
KEYWAY									
Specify keyway	Keyway family	Default keyway		P6	P5	Z	R	T	M
		Non-masterkeyed	Masterkeyed						
[]	Everest 29 S (Open) Default if not specified	S123	S145	▪			▪		
[]	Obverse (Open)	C	E	▪	▪		▪	▪	
[]	Everest C (Open)	C123	C145	▪			▪		
[]	Everest D (Restricted)	D123	D145	▪			▪		
[]	Everest 29 T (Restricted)	T123	T145	▪			▪		
[]	Quad (Restricted)	Customer directed		▪			▪		
[]	Numbered (Restricted)	Customer directed		▪			▪		
[]	Reverse (Restricted)	Customer directed		▪			▪		
[]	Everest B (Restricted)	N/A	B125			▪			▪
[]	Everest 29 R (Restricted)	N/A	R125			▪			▪

For a complete list of keying related charges, see the [Cylinders](#) and [Keys](#) sections at the back of this book.
Keys must be ordered separately for all construction keyed options.


PARTS


DEADLATCHES	Available finishes													
	605	606	609	612	613	619	622	625	626	629	630	643e	626AM	630AM
	▪	▪	▪	▪	▪	N/A	▪	▪	▪	N/A	N/A	N/A	N/A	N/A
Description	Specify		Price each											
	Part number	Finish												
Square corner, 1-1/8" x 2-1/4", 2-3/8" backset, 1" housing diameter, standard latch	12-100	.[Finish]	\$118.00											
Square corner, 1-1/8" x 2-1/4", 2-3/4" backset, 1" housing diameter	12-103	.[Finish]	\$118.00											
Rabbeted latch and strike kit, 605 and 626 finish only (adapts square corner and 2-3/4" high square corner strikes to 1/2" rabbeted door and frame preps)	39-030	.[Finish]	\$80.00											

STRIKES	Available finishes													
	605	606	609	612	613	619	622	625	626	629	630	643e	626AM	630AM
	▪	▪	▪	▪	▪	N/A	▪	▪	▪	N/A	N/A	N/A	N/A	N/A
Description	Specify		Price each											
	Part number	Finish												
Square corner, T-strike, box, 1-1/8" x 2-3/4", 1-1/8" lip length (standard strike)	10-001	.[Finish]	\$8.70											
Square corner, T-strike, box, 1-1/8" x 2-3/4", 1" lip length	10-001.1	.[Finish]	\$19.10											
Square corner, T-strike, box, 1-1/8" x 2-3/4", 1-1/4" lip length	10-001.1-1/4	.[Finish]	\$19.10											
Square corner, T-strike, box, 1-1/8" x 2-3/4", 1-1/2" lip length	10-001.1-1/2	.[Finish]	\$19.10											
Square corner, T-strike, box, 1-1/8" x 2-3/4", 1-3/4" lip length	10-001.1-3/4	.[Finish]	\$19.10											
Square corner, T-strike, box, 1-1/8" x 2-3/4", 2" lip length	10-001.2	.[Finish]	\$19.10											
Round corner (1/4" radius), T-strike, box 1-1/8" x 2-3/4", 1-1/8" lip length	10-004	.[Finish]	\$15.40											
ANSI, no box, 1-1/4" x 4-7/8", 1-3/16" lip length	10-025.1-3/16	.[Finish]	\$21.00											
ANSI, no box, 1-1/4" x 4-7/8", 1-3/8" lip length	10-025.1-3/8	.[Finish]	\$60.20											
ANSI, no box, 1-1/4" x 4-7/8", 1-1/2" lip length	10-025.1-1/2	.[Finish]	\$60.20											
Box for T-strike (finish not applicable)	C603-623	.[Finish]	\$0.92											
Box for ANSI strike (finish not applicable)	K510-066	-	\$9.30											

TRIM																		
B202-671			B202-672															
																		
Available finishes					605	606	609	612	613	619	622	625	626	629	630	643e	626AM	630AM
					▪	▪	▪	▪	▪	N/A	▪	▪	▪	N/A	N/A	N/A	N/A	N/A
Description												Specify			Price each			
												Part number		Finish				
Rose and turn without holdback												B202-671		.[Finish]		\$71.10		
Rose and turn with holdback												B202-672		.[Finish]		\$110.00		
Blank inside rose with exposed screws for B251, available 605 and 626 finish only												B502-815		.[Finish]		\$41.40		

PARTS

ADAPTERS															
<div>38-031</div> <div></div>															
Available finishes		605	606	609	612	613	619	622	625	626	629	630	643e	626AM	630AM
		▪	N/A	N/A	N/A	▪	N/A	▪	N/A	▪	N/A	N/A	N/A	N/A	N/A
Description								Specify				Price each			
								Part number		Finish					
Adapter ring kit for double cylinder locks used in 2-1/8" hole contains: (2) 38-031								38-016		.[Finish]		\$43.70			
2 -1/2" diameter adapter ring for 2-1/8" door prep, mounted under cylinder								38-031		.[Finish]		\$26.20			

DOOR REINFORCEMENTS			
<div>A501-566</div> <div></div>			
Description		Specify	Price each
		Part number	
Reinforcer for 1-3/8" thick nonreinforced metal doors, fits both 7/8" and 1" diameter housings (2 required per lock)		A501-565	\$27.20
Reinforcer for 1-3/4" thick nonreinforced metal doors, fits both 7/8" and 1" diameter housings (2 required per lock)		A501-566	\$27.20

INDIVIDUAL SCREWS PFH = Phillips flat head POH = Phillips oval head					Available finishes													
					605	606	609	612	613	619	622	625	626	629	630	643e	626AM	630AM
					▪	▪	▪	▪	▪	N/A	▪	▪	▪	N/A	N/A	N/A	N/A	N/A
SINGLE CYLINDER: B250																		
Description		Application				Specify		Price each Order in multiples of 100										
Size	Type	Use with:		Door thickness		Part number	Finish											
10-32 x 2-1/4"	POH machine	7/16" and 1/8" trim rings	5-Pin	1-5/16" – under 1-11/16"		B520-086	.[Finish]	\$1.30										
10-32 x 2-1/4"	POH machine	7/16" trim ring	5-Pin	1-11/16" – 1-15/16"		B520-086	.[Finish]	\$1.30										
10-32 x 2-1/4"	POH machine	(2) 1/8" trim rings	6-Pin	1-5/16" – under 1-7/16"		B520-086	.[Finish]	\$1.30										
10-32 x 2-1/4"	POH machine	7/16" and 1/8" trim rings	6-Pin	1-7/16" – 1-13/16"		B520-086	.[Finish]	\$1.30										
10-32 x 2-5/8"	POH machine	7/16" trim ring	5-Pin	Over 1-15/16" – 2-1/4"		B520-087	.[Finish]	\$1.30										
10-32 x 2-5/8"	POH machine	1/8" trim ring	5-Pin	Over 2-1/4" – 2-9/16"		B520-087	.[Finish]	\$1.30										
10-32 x 2-5/8"	POH machine	7/16" and 1/8" trim rings	6-Pin	Over 1-13/16" – 1-15/16"		B520-087	.[Finish]	\$1.30										
10-32 x 2-5/8"	POH machine	7/16" trim ring	6-Pin	Over 1-15/16" – 2-9/16"		B520-087	.[Finish]	\$1.30										
10-32 x 2-5/8"	POH machine	1/8" trim ring	6-Pin	Over 2-9/16" – 2-3/4"		B520-087	.[Finish]	\$1.30										

PARTS

INDIVIDUAL SCREWS PFH = Phillips flat head POH = Phillips oval head					Available finishes													
					605	606	609	612	613	619	622	625	626	629	630	643e	626AM	630AM
					▪	▪	▪	▪	▪	N/A	▪	▪	▪	N/A	N/A	N/A	N/A	N/A
DOUBLE CYLINDER: B252																		
Description		Application				Specify		Price each Order in multiples of 100										
Size	Type	Use with:		Door thickness		Part number	Finish											
10-32 x 2-1/2"	Cross recess	7/16" and 1/8" trim rings		5-Pin		1-5/16" – under 1-11/16"		B520-267	-	\$3.50								
10-32 x 2-1/2"	Cross recess	7/16" trim ring		5-Pin		1-11/16" – 1-15/16"		B520-267	-	\$3.50								
10-32 x 2-1/2"	Cross recess	1/8" trim ring		5-Pin		2-7/16" – 2-11/16"		B520-267	-	\$3.50								
10-32 x 2-3/4"	Cross recess	7/16" and 1/8" trim rings		5-Pin		Over 1-7/16" – under 1-11/16"		B520-268	-	\$3.50								
10-32 x 2-3/4"	Cross recess	7/16" trim ring		5-Pin		Over 1-15/16" – under 2-7/16"		B520-268	-	\$3.50								
10-32 x 2-3/4"	Cross recess	1/8" trim ring		5-Pin		Over 2-11/16" – 2-7/8"		B520-268	-	\$3.50								
10-32 x 2-3/4"	Cross recess	7/16" and 1/8" trim rings		6-Pin		1-7/16" – under 1-9/16"		B520-268	-	\$3.50								
10-32 x 2-3/4"	Cross recess	7/16" trim ring		6-Pin		Over 1-11/16" – 2-3/16"		B520-268	-	\$3.50								
10-32 x 2-3/4"	Cross recess	1/8" trim ring		6-Pin		Over 2-11/16" – 2-13/16"		B520-268	-	\$3.50								
10-32 x 3"	Cross recess	(4) 1/8" trim rings		6-Pin		1-3/16" – under 1-7/16"		B520-269	-	\$3.50								
10-32 x 3"	Cross recess	7/16" and 1/8" trim rings		6-Pin		1-9/16" – 1-15/16"		B520-269	-	\$3.50								
10-32 x 3"	Cross recess	7/16" trim ring		6-Pin		Over 2-13/16" – 2-11/16"		B520-269	-	\$3.50								
10-32 x 3"	Cross recess	1/8" trim ring		6-Pin		Over 2-13/16" – 3-1/8"		B520-269	-	\$3.50								
Drive pin						B520-271		.[Finish]		\$1.30								
INTERCHANGEABLE CORE, SINGLE CYLINDER: B250R																		
Description		Application				Specify		Price each Order in multiples of 100										
Size	Type	Use with:		Door thickness		Part number	Finish											
10-32 x 2-1/4"	POH machine	1" and 1/8" trim rings		1-5/16" – 1-1/2"		B520-086	.[Finish]		\$1.30									
10-32 x 2-1/4"	POH machine	1" trim ring		Over 1-1/2" – 2-1/8"		B520-086	.[Finish]		\$1.30									
10-32 x 2-5/8"	POH machine	1" trim ring		Over 2-1/8" – 2-3/8"		B520-087	.[Finish]		\$1.30									
10-32 x 2-5/8"	POH machine	7/16" and 1/8" trim rings		Over 2-3/8" – 2-5/8"		B520-087	.[Finish]		\$1.30									
10-32 x 2-5/8"	POH machine	7/16" trim ring		Over 2-5/8" – 3-1/8"		B520-087	.[Finish]		\$1.30									
INTERCHANGEABLE CORE, DOUBLE CYLINDER: B252R																		
Description		Application				Specify		Price each Order in multiples of 100										
Size	Type	Use with:		Door thickness		Part number												
10-32 x 3"	Cross recess	1" and 1/8" trim rings		15/16" – 1-5/8"		B520-269		\$3.50										
10-32 x 3"	Cross recess	1" trim ring		Over 1-5/8" – 2-1/8"		B520-269		\$3.50										
10-32 x 3"	Cross recess	7/16" and 1/8" trim rings		Over 2-1/8" – 2-3/8"		B520-269		\$3.50										
10-32 x 3"	Cross recess	1" trim ring		Over 2-3/8" – 2-5/8"		B520-269		\$3.50										
Drive pin						B520-271		\$1.30										
ALL FUNCTIONS																		
Description		Application				Specify		Price each Order in multiples of 100										
Size	Type					Part number	Finish											
12-24 x 1"	PFH combo	ANSI strike				C603-256	.[Finish]		\$1.30									
8 x 3/4"	PFH combo	Latch and strike				C603-897	.[Finish]		\$1.20									

PARTS

TAILPIECE AND SCREW PACKS	Available finishes														
	605	606	609	612	613	619	622	625	626	629	630	643e	626AM	630AM	
	▪	▪	▪	▪	▪	N/A	▪	▪	▪	N/A	N/A	N/A	N/A	N/A	
SINGLE CYLINDER: B250															
Door thickness	Contents	Specify		Price each											
		Part number	Finish												
1-3/8" - 1-3/4"	(1) B202-558 tailpiece (2) B520-086 screws	B202-509	.[Finish]	\$29.30											
DOUBLE CYLINDER: B252															
Door thickness	Contents	Specify		Price each											
		Part number	Finish												
1-1/2" - 1-3/4" doors with 5 pin cylinder	(2) B202-370 tailpiece (2) B202-580 tailpieces (2) B520-267 screws (2) B520-271 screws	B202-560	.[Finish]	\$25.60											
1-3/4" doors only with 6 pin cylinder	(2) B202-369 tailpieces (2) B520-269 screws	B220-043	.[Finish]	\$25.60											
LATCH AND STRIKE SCREWS, ALL FUNCTIONS, STANDARD T STRIKE															
Description	Contents	Specify		Price each											
		Part number	Finish												
Latch and strike screws	(4) C603-897 screws	B202-517	.[Finish]	\$11.30											

TORX SCREW PACKS Torx screw packs are furnished with the appropriate T-15 or T-20 installation tool(s)	Available finishes													
	605	606	609	612	613	619	622	625	626	629	630	643e	626AM	630AM
	▪	▪	▪	▪	▪	N/A	▪	▪	▪	N/A	N/A	N/A	N/A	N/A
Description	Contains	Specify		Price each										
		Part number	Finish											
Latch and standard strike	(4) C503-766 (T-15)	C203-311	.[Finish]	\$29.60										
Latch and ANSI strike	(2) C503-766 (T-15) (2) L583-371 (T-20)	C203-312	.[Finish]	\$29.60										

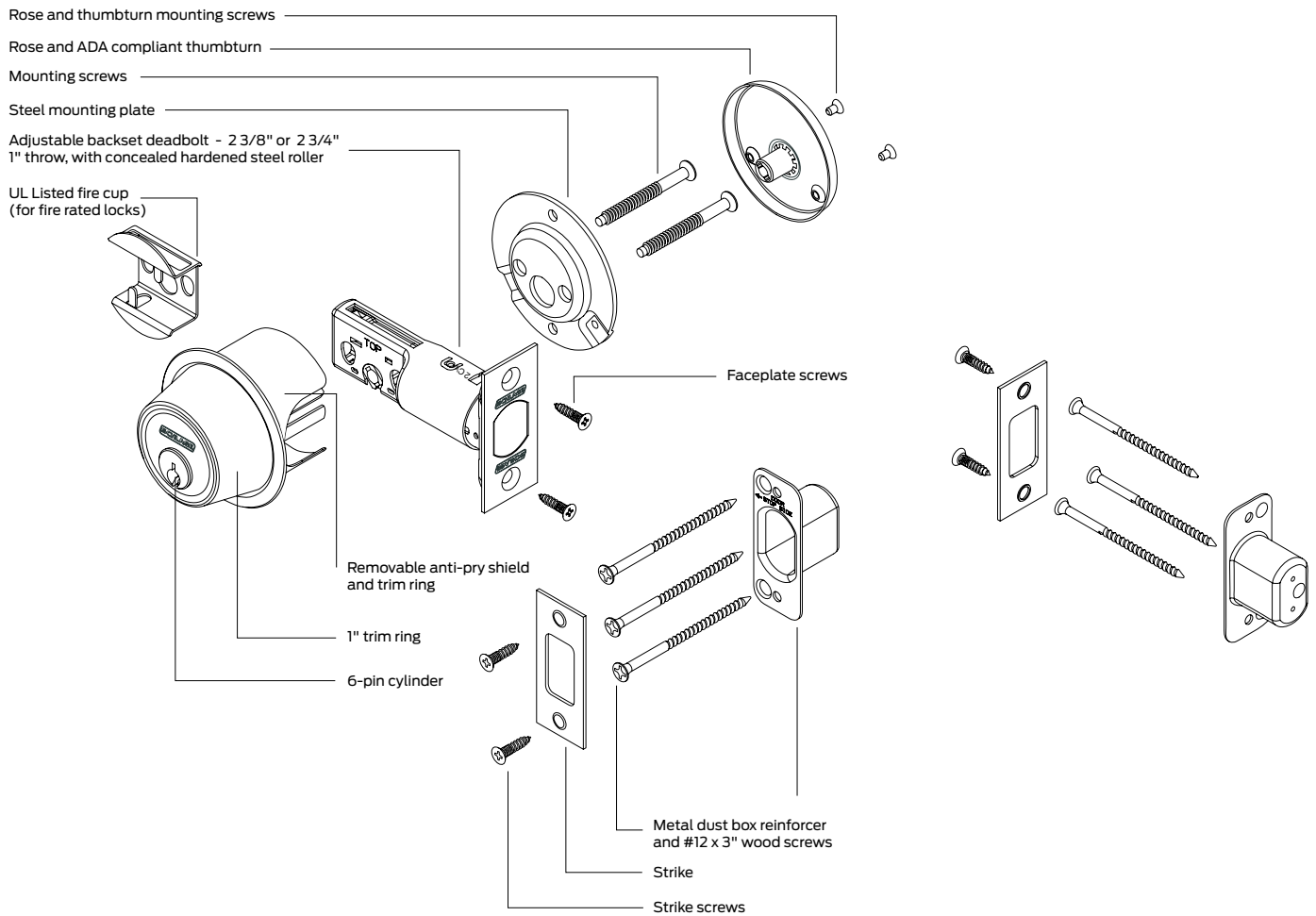
SPECIAL PARTS	Available finishes														
	605	606	609	612	613	619	622	625	626	629	630	643e	626AM	630AM	
	▪	▪	▪	▪	▪	N/A	▪	▪	▪	N/A	N/A	N/A	N/A	N/A	
Description						Specify						Price each			
						Part number		Lip length		Finish					
10-025 strike, lips through 6" (except 7/8", 1-3/16", 1-3/8" and 1-1/2")						XQ07-351		.[Lip length]		.[Finish]		\$297.00			
10-001 strike, lips over 2" through 6"						XQ03-493		.[Lip length]		.[Finish]		\$171.00			

CYLINDERS AND KEYS

Cylinders and keys sold separate can be found in the [Cylinders](#) and [Keys](#) sections at the back of this book.

B500 SERIES

Grade 2 deadbolt



Indicates products that have EPD documentation available and meet LEED v4.

How to order

To order products, attribute values should be provided in the sequence shown below. Each value should be separated by a period.

Line item number	Quantity	Required for all lock orders															
		Brand	Series + Function + Optional UL listed (F)	Cylinder type (keyed functions only)	Outside finish	Inside finish	Deadbolt	Strike	Door thickness	Options				Keying			
		1	2	3	4	5	6	7	8	Strike reinforcer	Emergency release key	Strike reinforcement screws	Buy America Act compliant	Keying code	Keyway	Pack keys independently	
										9A	9B	9C	9D	10A	10B	10C	

Specifying dimensions:

Dimensions should be provided with the whole number followed by a dash and then the fraction of an inch. Example: 1-3/4.

Line item number

Quantity

- 1 **Brand:** Required only when specifying a product Less (LLL) any attribute.
- 2 **Series + Function + Optional UL listed (F):** Series combined with function.
- 3 **Cylinder type:** Specify cylinder code for keyed functions.
- 4 **Outside finish:** Required for all orders.
- 5 **Inside finish:** Specify only if different from the outside finish or if specifying a product Less (LLL) any attribute.
- 6 **Deadbolt:** Leave blank to receive the default deadbolt. Specify part number if non-default deadbolt is required or if specifying a product Less (LLL) any attribute.
- 7 **Strike:** Leave blank to received default strike. Specify part number if non-default strike is required or if specifying a product Less (LLL) any attribute.
- 8 **Door thickness:** Leave blank for default 1-3/4" thick doors. Specify if other than 1-3/4" or if specifying a product Less (LLL) any attribute. Specify with a DT prefix followed by the door thickness dimension. Example: DT1-3/8, DT2-1/4.
- 9A-9D **Options:** Specify any desired options.
- 10A **Keying code:** Default keying code is dictated by the selected cylinder type. Leave blank for to receive the default keying code or specify for any other keying code. If ordering a product less any lock attribute, keying code must be specified.
- 10B **Keyway:** Default way is dictated by the selected cylinder type. Leave blank for to receive the default keyway or specify to order any other keyway. If ordering a product less any lock attribute, keying code must be specified.
- 10C **Pack keys independently:** Specify only when requesting that keys be packed independently.

Contents

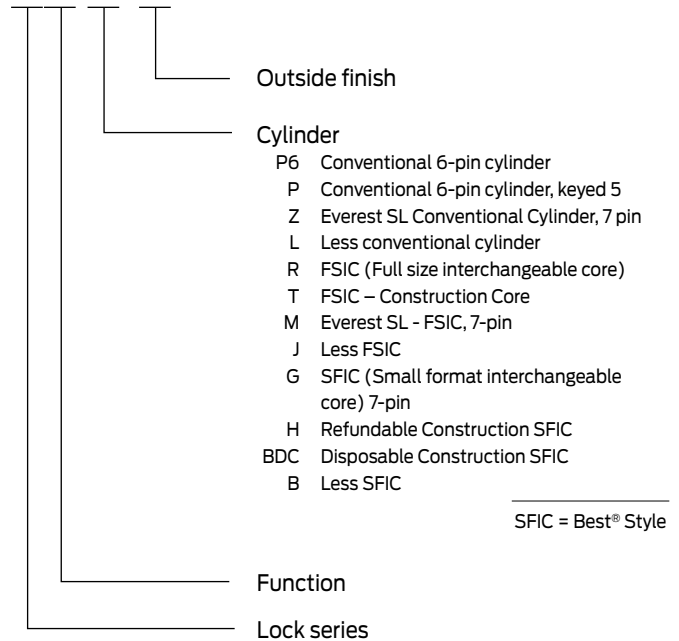
B500 Series Overview	107
B500 Series Functions	110
B500 Series Styles	111
B500 Series Configure a product	113
Cylinder adjustments	115
Deadbolts	116
Door dimensions	117
Options	118
Less components	118
Keying	119
Deadbolts	120
Strikes	120
B500 Series Parts	120
Trim	121
Accessories and adapters	121
Door reinforcements	122
Occupancy indicator emergency key	122
Individual screws	122

BAA/ARRA

Contact your local RSO or
Sales Rep. for ordering details

Product identification

B560.P6.626



Finish codes and descriptions

BHMA code	Description
605 (US 3)	Bright Brass
606 (US 4)	Satin Brass
609 (US 5)	Antique Brass
612 (US 10)	Satin Bronze
613 (US 10B)	Oil Rubbed Bronze
619 (US 15)	Satin Nickel
622 (US 19)	Matte Black
625 (US 26)	Bright Chrome
626 (US 26D)	Satin Chrome
626AM	Satin Chrome, Antimicrobial
643e (US 11)	Aged Bronze

Standard features



Certification	ANSI A156.36, 2010, Grade 2 (except B581). Available UL Listed for 3-hour fire door (except B562 and B571) With FSIC Interchangeable Core Cylinders: Grade 2; With SFIC Interchangeable Core Cylinders: Grade 3
Deadbolt	1" x 2-1/4", Square corner faceplate, 1" housing diameter, 1" throw
Strike	1-1/8" x 2-3/4", Square corner, box
Backset	Adjustable for 2-3/8" or 2-3/4"
Cylinder	6-Pin solid brass, keyed 6-pin, S123 keyway, keyed different (KD)
Door range	1-3/8" - 1-7/8" standard cylinder or thumbturn only, 1-5/8" - 2" interchangeable core cylinder
Keys	Two cut keys per lock, 6-pin, S123 section
Reinforcement	Metal dust box reinforcer with three - 3" screws
Trim rings	7/16" and 1/8" wrought brass or bronze, reinforced with security inserts



ANSI A156.36-2010, Grade 2. Available UL Listed for 3-hour fire door.

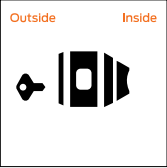
KEYLESS

SCHLAGE ANSI

B571

Door bolt occupancy indicator¹


Deadbolt thrown or retracted by inside turn unit. Occupancy indicator on outside (reads either in use or vacant). Can use either 2-1/8" or 1-1/2" cross bore prep. Not UL Rated.



B580 E0192

Door bolt

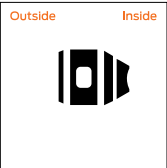
Deadbolt thrown or retracted by turn unit only. No outside trim. Bolt automatically deadlocks when fully thrown. Only for 1-1/2" cross bore prep.



B581 E01112

Door bolt with trim

Deadbolt thrown or retracted by turn unit only. Outside blank plate. Bolt automatically deadlocks when fully thrown. Can use either 1-1/2" or 2-1/8" cross bore prep.



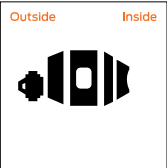
KEYED, SINGLE CYLINDER

SCHLAGE ANSI

B560 E0152

Single cylinder deadbolt lock

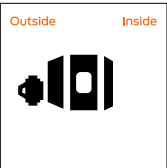
Deadbolt thrown or retracted by key from outside or by inside turn unit. Bolt automatically deadlocks when fully thrown.



B561 E0162

One-way deadbolt lock

Deadbolt thrown or retracted by key only. Blank plate inside. Bolt automatically deadlocks when fully thrown.



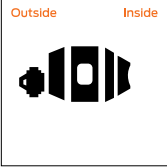
KEYED, SINGLE CYLINDER

SCHLAGE ANSI

B563 E0172

Classroom deadbolt lock

Deadbolt thrown or retracted by key outside. Inside turn unit will retract bolt only. Bolt automatically deadlocks when fully thrown.



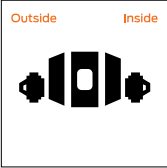
KEYED, DOUBLE CYLINDER

SCHLAGE ANSI

B562 E0142

Double cylinder deadbolt lock

Deadbolt thrown or retracted by key either side. Bolt automatically deadlocks when fully thrown.



Caution: Double cylinder locks on residences and any door in any structure which is used for egress are a life safety hazard in times of emergency and their use is not recommended. Installation should be in accordance with existing codes only.

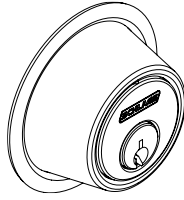
¹ Not to be used as main locking device if high security is desired.

DEADLATCH DESIGN

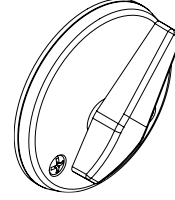
OUTSIDE CYLINDER TRIM



INSIDE CYLINDER TRIM



ROSE AND TURN



FINISH AVAILABILITY

FINISH AVAILABILITY	Bright Brass (605)	Satin Brass (606)	Antique Brass (609)	Satin Bronze (612)	Oil Rubbed Bronze (613)	Satin Nickel (619)	Matte Black (622)	Bright Chrome (625)	Satin Chrome (626)	Bright Stainless Steel (629)	Satin Stainless Steel (630)	Aged Bronze (643e)	Satin Chrome, Antimicrobial (626AM)	Satin Stainless Steel, Antimicrobial (630AM)
	DEADBOLT													
B500 Series deadbolt	605	606	609	612	613	619	622	625	626	-	-	643e	626AM	-
CYLINDER FINISHES														
Complete lock finish	605	606	609	612	613	619	622	625	626	-	-	643e	626AM	-
Coordinating conventional cylinder														
Plug component	606	606	606	606	522	626	622	626	626	-	-	522	626	-
Coordinating FSIC/SFIC cylinder														
Plug (lower) component	606	606	606	606	522	626	622	626	626	-	-	522	626	-
Core face (upper) component	606	606	606	606	522	626	622	626	626	-	-	522	626	-

522 is a simulated 613 finish



B250 SERIES

B5000 SERIES

B600/700/800 SERIES

this page intentionally blank

You can **configure and price a full range of products** using the tables and rules shown in this section.

The pricing of locks in this section includes the P6 cylinder in an open keyway (where applicable), default deadbolt, strike and a 1-3/4" thick door. Additional modifications are available using the rules and price adjustments on the subsequent pages.

How to order:

- All applicable product attributes must be provided in the order shown below
- Each value must separated by a period
- If requesting a product "Less (LLL)" any attribute, the entire detailed ACN must be provided
- Fractions will be written with the "/" symbol separating the numerator and the denominator (example 1/2)
- For dimensions that contain a whole number and a fraction, a hyphen "-" will be added after the whole number and before the fraction (example 2-1/2)
- For two dimensions represented together, such as length and width, the values would be separated by an "x" with no spaces
- Finishes should be listed using their BHMA finish as shown in this book

Required for all lock orders															
Brand	Series + Function + Optional UL listed (F)	Cylinder type (keyed functions only)	Outside finish	Inside finish	Deadbolt	Strike	Door thickness	Options				Keying			
1	2	3	4	5	6	7	8	Strike reinforcer	Emergency release key	Strike reinforcement screws	Buy America Act compliant	Keying code	Keyway	Pack keys independently	
								9A	9B	9C	9D	10A	10B	10C	

If ordering a product "Less (LLL)" any attribute, values for each attribute must be provided.

Only required if different than outside finish

Only required when deviating from the product's default. Specify only the deviated attribute(s).

Only required when deviating from the product's default. Specify only the deviated attribute(s).

EXAMPLE:

B560 . P6 . 626 . 10-092

2 3 4 7

Selected strike is different than the default strike



Complete locks			FINISHES			
<p>F suffix listed with the Series and Function indicates that the lock is UL listed</p> <p>Split finishes and designs will be priced at the highest list price of the design and/or finish.</p> <p>Keyed function pricing based on P6 cylinder with open S123 keyway. See adjacent page for additional cylinder and keyway options.</p> <p>SERIES + FUNCTION CYL DESCRIPTION</p>			626	605	613	626AM [Ⓜ]
				606		
				609		
				612		
				619		
		622				
		625				
		643e				
KEYLESS						
B571	Door bolt occupancy indicator		\$92.00	\$98.00	\$108.00	\$145.00
B580	Door bolt		\$89.00	\$95.00	\$105.00	\$142.00
B580F	UL listed door bolt		\$99.00	\$105.00	\$115.00	\$152.00
B581	Door bolt with trim		\$89.00	\$95.00	\$105.00	\$142.00
B581F	UL listed door bolt with trim		\$99.00	\$105.00	\$115.00	\$152.00
KEYED, SINGLE CYLINDER						
B560	P6	Single cylinder deadbolt lock	\$113.00	\$119.00	\$129.00	\$166.00
B560F	P6	UL listed single cylinder deadbolt lock	\$123.00	\$129.00	\$139.00	\$176.00
B561	P6	One-way deadbolt lock	\$113.00	\$119.00	\$129.00	\$166.00
B561F	P6	UL listed one-way deadbolt lock	\$123.00	\$129.00	\$139.00	\$176.00
B563	P6	Classroom deadbolt lock	\$121.00	\$127.00	\$137.00	\$174.00
B563F	P6	UL listed classroom deadbolt lock	\$131.00	\$137.00	\$147.00	\$184.00
KEYED, DOUBLE CYLINDER						
B562	P6	Double cylinder deadbolt lock	\$154.00	\$160.00	\$170.00	\$207.00

[Ⓜ] Extended lead time



COMPLETE LOCKS

CYLINDER ADJUSTMENTS

Keyed locks above are priced including the P6 cylinder with open keyway. Provided below are pricing adjustments based on other available cylinder types. For Primus and Primus XP cylinders, order lock less cylinder and order the Primus or Primus XP cylinder separately.

For complete details on cylinders, tailpieces, keying and keys, including cylinders sold separate, see the [Cylinders](#) and [Keys](#) sections at the back of this book.

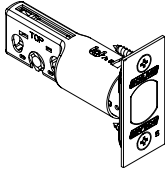
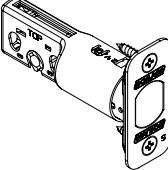
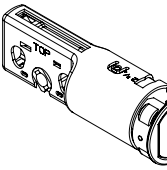
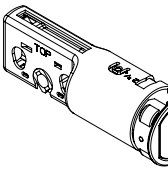
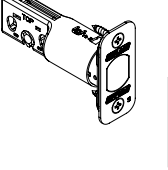
CYLINDER ADJUSTMENTS					
Restricted keyways include: Everest 29 R and T keyways, Everest B and D keyways and Classic (Reverse/Quad/Numbered) keyways					
Description	Specify	Single cylinder function Price adjustment		Double cylinder function Price adjustment	
		Open	Restricted	Open	Restricted
Conventional 6-pin cylinder	P6	\$0.00	\$27.00	\$0.00	\$54.00
Conventional 5-pin cylinder	P	\$0.00	\$27.00	\$0.00	\$54.00
Everest SL Conventional Cylinder, 7 pin	Z	N/A	\$27.00	N/A	\$54.00
Less conventional cylinder	L	-\$20.00		-\$40.00	
Conventional Primus/Primus XP cylinder	Order separately (Restricted keyways only, see Cylinders section)				
FSIC (Full size interchangeable core)	R	\$158.00	\$185.00	\$316.00	\$370.00
FSIC – Construction Core	T	\$158.00	N/A	\$316.00	N/A
Everest SL - FSIC, 7-pin	M	N/A	\$185.00	N/A	\$370.00
Less FSIC	J	\$47.00		\$94.00	
Full size interchangeable Primus/Primus XP core	Order separately (Restricted keyways only, see Cylinders section)				
SFIC (Small format interchangeable core) 7-pin	G	N/A	\$120.00	N/A	\$240.00
Refundable Construction SFIC	H	\$154.00	N/A	\$308.00	N/A
Disposable Construction SFIC	BDC	\$47.00	N/A	\$94.00	N/A
Less SFIC	B	\$47.00		\$94.00	

Construction cores (T and H) have an additional handling charge 50-231

COMPLETE LOCKS

DEADBOLTS






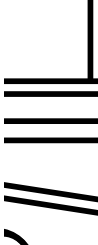
Specify on order only if requesting an option other than the default

DEADBOLTS				
12-288	12-294	12-289	12-290	12-316
				
NON FIRE-RATED LOCKS				
Default	Faceplate description	Backset	Specify	Price adjustment
▪	Square corner, 1" x 2-1/4", 1" housing diameter	Adjustable 2-3/8" or 2-3/4"	12-288	\$0.00
	Square corner, 1-1/8" x 2-1/4", 1" housing diameter	Adjustable 2-3/8" or 2-3/4"	12-291	\$0.00
	Round corner (1/4" radius), 1" x 2-1/4", 1" housing diameter	Adjustable 2-3/8" or 2-3/4"	12-289	\$0.00
	Circular drive in deadbolt, 626 finish only	Adjustable 2-3/8" or 2-3/4"	12-290	\$0.00
	Triple option - 1/4" radius round corner faceplate with 1" x 2-1/4" square corner and circular faceplates, 1" housing diameter	Adjustable 2-3/8" or 2-3/4"	12-287	\$0.00
FIRE-RATED (UL LISTED) LOCKS				
Default	Faceplate description	Backset	Specify	Price adjustment
▪	Square corner, 1" x 2-1/4", 1" housing diameter, fire-rated (UL listed) deadbolt	Adjustable 2-3/8" or 2-3/4"	12-294	\$0.00
	Circular drive in deadbolt, , 626 finish only, 1" housing diameter, UL label	Adjustable 2-3/8" or 2-3/4"	12-316	\$0.00
	Square corner, 1" x 2-1/4", 1" housing diameter	5" backset	12-633	\$35.90

COMPLETE LOCKS

STRIKES

Specify on order only if requesting an option other than the default

STRIKES											
10-094		10-095		10-092		10-108		10-064		10-087	
											
Default	Description					Default lip length		Specify		Price adjustment	
▪	Square corner, no box, 1-1/8" x 2-3/4"					-		10-094		\$0.00	
	Square corner, no box, 1-5/8" x 2-1/4"					1-1/8"		10-095		\$0.00	
	Round corner (1/4" radius), no box, 1-5/8" x 2-1/4"					1-1/8"		10-092		\$0.00	
	Round corner (1/4" radius), 1" x 2-1/4", no reinforcement strike provided, 605, 609, 630 finishes only					-		10-103		\$0.00	
	Round corner (1/4" radius), 1-1/4" x 3-5/8", 4 hole, no reinforcement strike provided, 605, 609, 620, 630 finishes only					-		10-104		\$0.00	
	Round corner, 1-1/8" x 2-3/4", no box					-		10-108		\$0.00	
	Circular drive-in, thimble strike, 1-3/16" diameter, 626 finish only					-		10-064		\$0.00	
	ANSI, box, 1-1/4" x 4 7/8"					1-3/16"		10-087		\$8.60	

COMPLETE LOCKS

DOOR DIMENSIONS

OPTIONAL DOOR THICKNESS

All locks will be extended equally (EE)

NON-STANDARD DOOR THICKNESS AND EXTENDED OPTIONS			
Specify door thickness in to the nearest 1/8" increment.			
Door thickness	Restrictions	Specify	Price adjustment
Over 1-3/4" - 2-1/4" doors	All locks except interchangeable core locks	DT[Door thickness]	\$0.00
1-3/8" to 1-5/8" doors	Locks with interchangeable core locks	DT[Door thickness]	\$12.60



COMPLETE LOCKS

OPTIONS

STRIKE REINFORCER		
Description	Specify	Price adjustment
Strike reinforcer, use with 10-094 or 10-108	37-016	\$0.00
STRIKE REINFORCEMENT SCREWS		
Description	Specify	Price adjustment
2" strike reinforcement screws. 630 finish only.	J250-028	\$0.00
BUY AMERICA ACT		
Description	Specify	Price adjustment
Buy America Act Compliant	BAA	\$12.00

 Extended lead time

COMPLETE LOCKS

LESS COMPONENTS

Deductions are applied to complete lock prices. When requesting a product “Less (LLL)” any attribute, the entire detailed ACN must be provided.

LOCKS LESS COMPONENTS		
Description	Specify	Price adjustment
Less deadbolt	LLL	-\$17.90
Less strike	LLL	-\$7.70

COMPLETE LOCKS

KEYING

Specify on order only if requesting an option other than the default. Control keys are not furnished with locks and must be purchased separately. See [Keys section](#) at the back of this book.

For complete details on cylinders, tailpieces, keying and keys, see the [Cylinders](#) and [Keys](#) sections at the back of this book.

KEYING		Default	Optional	Default	Optional	Default	Optional	Default	Optional	Default	Optional	Default	Optional	Default	Optional
Specify	Description	P6	P	Z	R	T	M	G	H						
KD	Keyed different	▪	▪												
KA-0BIT	Keyed alike 0 bitted		▪	▪											
KA-1BIT	Keyed alike 1 bitted				▪										
KAGRP	Keyed alike by group		▪	▪											
KAQTY	Keyed alike by qty		▪	▪											
KEYSPECIFIC	Keyed alike to specific combination		▪	▪											
MK	Master keyed		▪	▪	▪			▪		▪					
SPLIT	Split key construction keyed		▪												
RCK	Lost ball construction keyed			▪											
RMK	Residential master keyed			▪											
RCK/RMK	Lost ball construction keyed and res. master keyed			▪											
ICC	FSIC construction keyed, (default)					▪									
ICA	FSIC construction keyed, (if specified)						▪								
ICB	FSIC construction keyed, (if specified)						▪								
BRN	SFIC construction keyed, Brown (default)													▪	
GRN	SFIC construction keyed, Green (if specified)														▪

KEYWAY											
Specify keyway	Keyway family	Default keyway		P6	P	Z	R	T	M	G	H
		Non-masterkeyed	Masterkeyed								
[]	Everest 29 S (Open) Default if not specified	S123	S145	▪			▪				
[]	Obverse (Open)	C	E	▪	▪		▪	▪			
[]	Everest C (Open)	C123	C145	▪			▪				
[]	Everest D (Restricted)	D123	D145	▪			▪				
[]	Everest 29 T (Restricted)	T123	T145	▪			▪				
[]	Quad (Restricted)	Customer directed		▪			▪				
[]	Numbered (Restricted)	Customer directed		▪			▪				
[]	Reverse (Restricted)	Customer directed		▪			▪				
[]	Everest B (Restricted)	N/A	B125			▪			▪	▪	
[]	Everest 29 R (Restricted)	N/A	R125			▪			▪	▪	

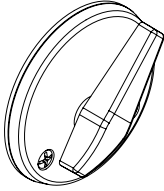
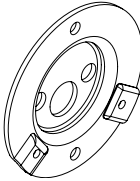
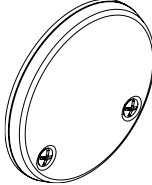
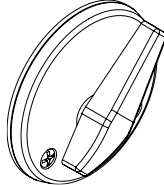
For a complete list of keying related charges, see the [Cylinders](#) and [Keys](#) sections at the back of this book.
Keys must be ordered separately for all construction keyed options.




PARTS

DEADBOLTS	Available finishes													
	605	606	609	612	613	619	622	625	626	629	630	643e	626AM	630AM
	▪	▪	▪	▪	▪	▪	▪	▪	▪	N/A	N/A	▪	N/A	N/A
Description	Specify		Price each											
	Part number	Finish												
Square corner, 1" x 2-1/4", adjustable 2-3/8" or 2-3/4" backset, 1" housing diameter, standard deadbolt	12-288	.[Finish]	\$48.10											
Round corner (1/4" radius), 1" x 2-1/4", adjustable 2-3/8" or 2-3/4" backset, 1" housing diameter	12-289	.[Finish]	\$48.10											
Circular drive in deadbolt, adjustable 2-3/8" or 2-3/4" backset, 1" housing diameter, 626 finish only	12-290	.[Finish]	\$48.10											
Circular drive in deadbolt, adjustable 2-3/8" or 2-3/4" backset, 1" housing diameter, 626 finish only, UL label	12-316	.[Finish]	\$48.10											
Triple option - 1/4" radius round corner faceplate with 1" x 2-1/4" square corner and circular faceplates, adjustable 2-3/8" or 2-3/4" backset, 1" housing diameter	12-287	.[Finish]	\$55.70											
Square corner, 1-1/8" x 2-1/4", adjustable 2-3/8" or 2-3/4" backset, 1" housing diameter	12-291	.[Finish]	\$57.90											
Square corner, 1" x 2-1/4", 1" housing diameter, fire-rated (UL listed) deadbolt	12-294	.[Finish]	\$52.70											
Square corner, 1-1/8" x 2-1/4", 5" backset, 1" housing diameter	12-633	.[Finish]	\$127.00											
Rabbeted deadbolt and strike kit, adapts square corner latches and 2-3/4" high square corner strikes to 1/2" rabbeted door and frame preparations, 605 and 626 only	39-030	.[Finish]	\$80.00											

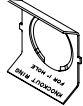
STRIKES	Available finishes													
	605	606	609	612	613	619	622	625	626	629	630	643e	626AM	630AM
	▪	▪	▪	▪	▪	N/A	▪	▪	▪	N/A	N/A	▪	N/A	N/A
Description	Specify		Price each											
	Part number	Finish												
Circular drive-in, thimble strike, 1-3/16" diameter, available in 626 finish only	10-064	.[Finish]	\$23.00											
ANSI, box, 1-1/4" x 4-7/8", 1-3/16" lip	10-087	.[Finish]	\$31.50											
Round corner (1/4" radius), 1-1/8" full lip, no box, 1-5/8" x 2-1/4"	10-092	.[Finish]	\$10.50											
Square corner, no box, 1-1/8" x 2-3/4", standard	10-094	.[Finish]	\$16.30											
Square corner, full 1-1/8" lip, no box, 1-5/8" x 2-1/4"	10-095	.[Finish]	\$10.50											
Round corner (1/4" radius), 1" x 2-1/4", no reinforcement strike provided (available in 605, 609 and 630 finishes only)	10-103	.[Finish]	\$2.80											
Round corner (1/4" radius), 1-1/4" x 3-5/8", 4 hole, no reinforcement strike provided (available in 605, 609 and 630 only)	10-104	.[Finish]	\$3.20											
Round corner, 1-1/8" x 2-3/4", no box	10-108	.[Finish]	\$24.30											
Metal dust box and 3 screws, use with 10-094 and 10-108	10-112		\$16.20											
Strike reinforcer, use with 10-094 and 10-108	37-016		\$21.60											

PARTS

TRIM																	
B302-041				B600-018				12-626				B302-045					
																	
Available finishes				605	606	609	612	613	619	622	625	626	629	630	643e	626AM	630AM
				▪	▪	▪	▪	▪	N/A	▪	▪	▪	N/A	N/A	N/A	▪	N/A
Description									Specify		Price each						
									Part number	Finish							
Rose and turn									B302-041	.[Finish]	\$61.10						
Mounting plate for rose and turn									B600-018	-	\$14.10						
Blank rose, exposed screws									12-626	.[Finish]	\$34.90						
Blank mounting plate kit for use on one side of B580									38-034	.[Finish]	\$133.00						
Classroom rose and turn									B302-045	.[Finish]	\$61.10						

ACCESSORIES AND ADAPTERS																	
38-031				B520-649						B520-650							
																	
Available finishes				605	606	609	612	613	619	622	625	626	629	630	643e	626AM	630AM
				▪	▪	▪	▪	▪	▪	▪	▪	▪	N/A	N/A	N/A	N/A	▪
Description										Specify		Price each					
										Part number	Finish						
2-1/2" diameter adapter ring for 2-1/8" door prep, mounted under cylinder										38-031	.[Finish]	\$26.20					
Trim ring with shield for B560/B562										B520-649	.[Finish]	\$32.40					
Trim ring with shield for interchangeable core functions										B520-650	.[Finish]	\$32.40					
Faceplate adapter to adapt 1" faceplate to 1-1/8" door preparation										A501-878	.[Finish]	\$1.00					

PARTS

DOOR REINFORCEMENTS		
A501-566 		
Description	Specify	Price each
Reinforcer for 1-3/8" thick nonreinforced metal doors, fits both 7/8" and 1" diameter housings (2 required per lock)	A501-565	\$27.20
Reinforcer for 1-3/4" thick nonreinforced metal doors, fits both 7/8" and 1" diameter housings (2 required per lock)	A501-566	\$27.20
Door frame strike reinforcer	37-016	\$21.60

OCCUPANCY INDICATOR EMERGENCY KEY		
Description	Specify	Price each
Emergency release key, standard size, for B571 occupancy indicator deadbolt. Includes one key, ring, and instruction tag	61-509	\$15.20
Emergency release key, large size, for B571 occupancy indicator deadbolt. Includes one key, ring, and instruction tag	61-510	\$28.80

INDIVIDUAL SCREWS PH = Phillips head POH machine = Phillips oval head PFH = Phillips flat head	Available finishes													
	605	606	609	612	613	619	622	625	626	629	630	643e	626AM	630AM
	▪	▪	▪	▪	▪	N/A	▪	▪	▪	N/A	N/A	N/A	N/A	N/A

KEYLESS: B580						
Description		Application		Specify		Price each
Size	Type	Use with:	Door thickness	Part number	Finish	Order in multiples of 100
6-32 x 1/4"	PH machine	Turn	—	B600-066	.[Finish]	\$3.30
8-32 x 1/2"	PH machine	Mounting plate	—	B600-048	-	\$1.30
8 x 3/4"	RH wood	Mounting plate	—	F506-359	-	\$0.64

KEYLESS: B571, B581						
Description		Application		Specify		Price each
Size	Type	Use with:	Door thickness	Part number	Finish	Order in multiples of 100
10-32 x 1-1/8"	POH machine	Mounting	1-3/8" - 1-3/4"	B520-662	-	\$3.30
10-32 x 1-3/4"	POH machine	Mounting	Over 1-3/4" - 2-1/4"	B520-663	-	\$3.30
6-32 x 1/4"	POH machine	Turn	—	B600-066	.[Finish]	\$3.30

KEYED, SINGLE CYLINDER: B560, B561, B563						
Description		Application		Specify		Price each
Size	Type	Use with:	Door thickness	Part number	Finish	Order in multiples of 100
1/4"-28 x 1-15/16"	POH machine	Mounting	1-3/8" - 1-3/4"	B600-100	-	\$3.30
1/4"-28 x 2-1/2"	POH machine	Mounting	Over 1-3/4" - 2-1/4"	B600-101	-	\$3.30
6-32 x 1/4"	PH machine	Turn	—	B600-066	.[Finish]	\$3.30
10-32 x 3/8"	PH machine	Anti-pry shield	—	B520-298	-	\$1.00

KEYED, SINGLE CYLINDER: B560G, B563G, B560R, B563R						
Description		Application		Specify		Price each
Size	Type	Use with:	Door thickness	Part number	Finish	Order in multiples of 100
1/4"-28 x 1-15/16"	POH machine	Mounting	1-3/8" - 1-3/4"	B600-100	-	\$3.30
6-32 x 1/4"	PH machine	Turn	—	B600-066	.[Finish]	\$3.30

PARTS

INDIVIDUAL SCREWS PH = Phillips head POH machine = Phillips oval head PFH = Phillips flat head						Available finishes													
						605	606	609	612	613	619	622	625	626	629	630	643e	626AM	630AM
						▪	▪	▪	▪	▪	N/A	▪	▪	▪	N/A	N/A	N/A	N/A	N/A
KEYED, DOUBLE CYLINDER: B562																			
Description		Application				Specify		Price each											
Size	Type	Use with:	Door thickness		Part number	Finish	Order in multiples of 100												
1/4"-28 x 3-13/64"	PH machine	Mounting	1-3/8" - 1-3/4"		B600-047	-	\$3.30												
1/4"-28 x 3-29/64"	PH machine	Mounting	over 1-3/4" - 2-1/4"		B600-078	-	\$3.30												
10-32 x 3/8"	PH machine	Anti-pry shield	—		B520-298	-	\$1.00												
KEYED, DOUBLE CYLINDER: B562G, B562R																			
Description		Application				Specify		Price each											
Size	Type	Use with:	Door thickness		Part number	Finish	Order in multiples of 100												
1/4"-28 x 2-61/64"	PH machine	Mounting	1-3/8" - 2"		B600-053	-	\$3.30												
10-32 x 3/8"	PH machine	Anti-pry shield	—		B520-298	-	\$1.00												
ALL FUNCTIONS																			
Description		Application				Specify		Price each											
Size	Type	Use with:	Door thickness		Part number	Finish	Order in multiples of 100												
8 x 3/4"	PFH combo	Deadbolt and strike screw	—		C603-897	.[Finish]	\$1.20												
8 x 2"	PFH wood	2" strike screw	—		J250-028	-	\$2.90												
12 x 3"	PFH wood	3" Metal dust box screw	—		R525-256	-	\$2.90												

SCREW PACKS						Available finishes													
						605	606	609	612	613	619	622	625	626	629	630	643e	626AM	630AM
						▪	▪	▪	▪	▪	N/A	▪	▪	▪	N/A	N/A	N/A	N/A	N/A
KEYLESS: B580																			
Door thickness	Contents					Specify		Price each											
						Part number	Finish												
1-3/8" – 2-1/4"	(2) B600-048 (2) F605-359	(4) C603-897 (1) B600-018	(2) B600-066			61-506	.[Finish]		\$24.50										
KEYLESS: B581, B571																			
Door thickness	Contents					Specify		Price each											
						Part number	Finish												
1-3/8" – 1-3/4"	(2) B520-662 (4) C603-897	(2) B600-066 (1) B600-018				61-504	.[Finish]		\$31.90										
Over 1-3/4" – 2-1/4"	(2) B520-663 (4) C603-897	(2) B600-066 (1) B600-018				61-505	.[Finish]		\$31.90										
KEYED, SINGLE CYLINDER: B560, B563																			
Door thickness	Contents					Specify		Price each											
						Part number	Finish												
1-3/8" – 1-3/4"	(1) B600-018 (2) B600-100	(2) B600-066 (4) C603-897				61-500	.[Finish]		\$20.10										
Over 1-3/4" – 2-1/4"	(1) B600-018 (2) B600-101	(2) B600-066 (4) C603-897				61-501	.[Finish]		\$20.10										



PARTS

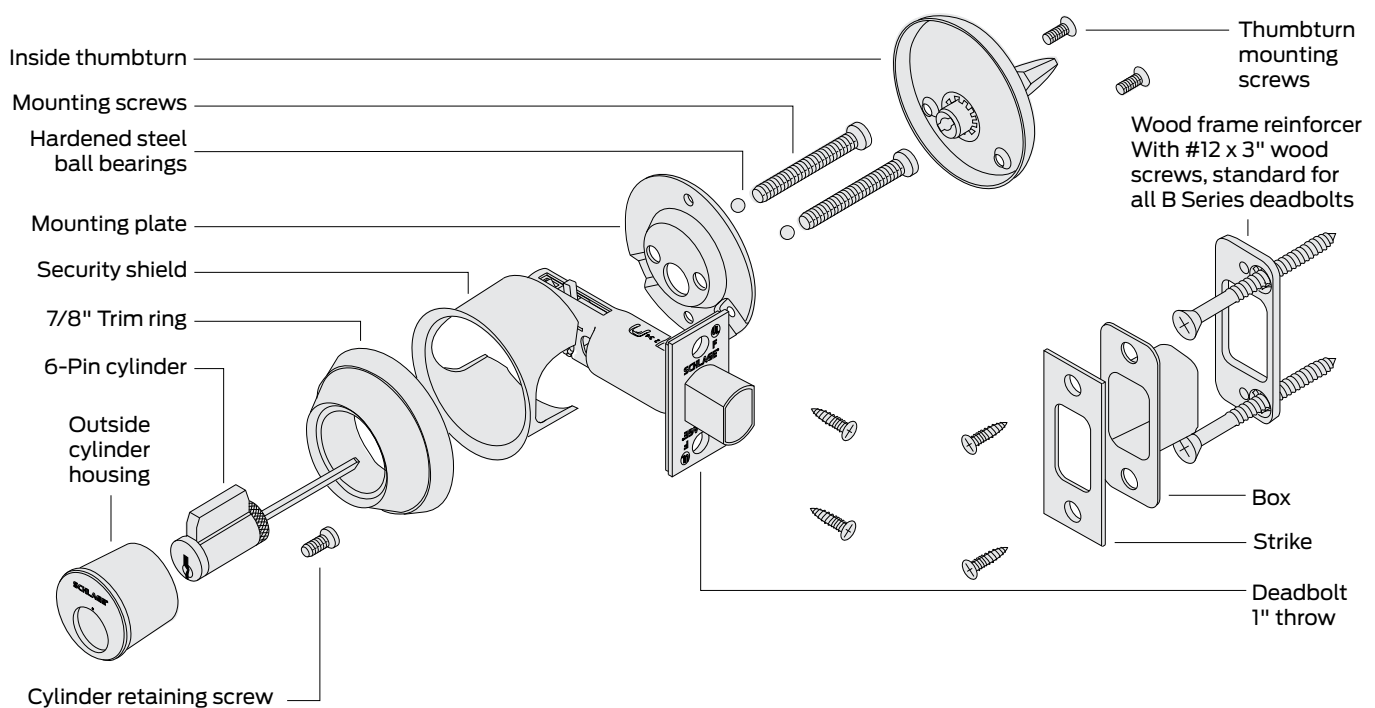
SCREW PACKS						Available finishes													
						605	606	609	612	613	619	622	625	626	629	630	643e	626AM	630AM
						▪	▪	▪	▪	▪	N/A	▪	▪	▪	N/A	N/A	N/A	N/A	N/A
KEYED, SINGLE CYLINDER: B560G, B563G, B560R, B563R																			
Door thickness	Contents					Specify		Price each											
						Part number	Finish												
1-3/8" – 2"	(1) B600-018 (2) B600-066 (2) B600-100 (4) C603-897					61-500	.[Finish]	\$20.10											
KEYED, DOUBLE CYLINDER: B562																			
Door thickness	Contents					Specify		Price each											
						Part number	Finish												
1-3/8" – 1-3/4"	(2) B600-047 (4) C603-897					61-502	.[Finish]	\$15.40											
Over 1-3/4" – 2-1/4"	(2) B600-078 (4) C603-897					61-503	.[Finish]	\$15.40											
KEYED, DOUBLE CYLINDER: B562G, B562R																			
Door thickness	Contents					Specify		Price each											
						Part number	Finish												
1-3/8" – 2"	(2) B600-053 (4) C603-897					61-507	.[Finish]	\$15.40											

CYLINDERS AND KEYS

Cylinders and keys sold separate can be found in the [Cylinders](#) and [Keys](#) sections at the back of this book.

B600, B700 AND B800 SERIES

Grade 1 deadbolt



How to order

To order products, attribute values should be provided in the sequence shown below. Each value should be separated by a period.

Line item number	Quantity	Brand	Required for all lock orders			Inside finish	Deadlatch	Strike	Door thickness	Options				Keying		
			Series + Function	Cylinder type (keyed functions only)	Outside finish					Strike reinforcer	Strike reinforcement screws	Screw option	Buy America Act compliant	Keying code	Keyway	Pack keys independently
	1	2	3	4	5	6	7	8	9A	9B	9C	9D	10A	10B	10C	

Specifying dimensions:

Dimensions should be provided with the whole number followed by a dash and then the fraction of an inch. Example: 1-3/4.

Line item number

Quantity

- 1 **Brand:** Required only when specifying a product Less (LLL) any attribute.
- 2 **Series+Function:** Series combined with function.
- 3 **Cylinder type:** Specify cylinder code for keyed functions.
- 4 **Outside finish:** Required for all orders.
- 5 **Inside finish:** Specify only if different from the outside finish or if specifying a product Less (LLL) any attribute.
- 6 **Deadbolt:** Leave blank to receive the default deadbolt. Specify part number if non-default deadbolt is required or if specifying a product Less (LLL) any attribute.
- 7 **Strike:** Leave blank to received default strike. Specify part number if non-default strike is required or if specifying a product Less (LLL) any attribute.
- 8 **Door thickness:** Leave blank for default 1-3/4" thick doors. Specify if other than 1-3/4" or if specifying a product Less (LLL) any attribute. Specify with a DT prefix followed by the door thickness dimension. Example: DT1-3/8, DT2-1/4.
- 9A-9D **Options:** Specify any desired options.
- 10A **Keying code:** Default keying code is dictated by the selected cylinder type. Leave blank for to receive the default keying code or specify for any other keying code. If ordering a product less any lock attribute, keying code must be specified.
- 10B **Keyway:** Default way is dictated by the selected cylinder type. Leave blank for to receive the default keyway or specify to order any other keyway. If ordering a product less any lock attribute, keying code must be specified.
- 10C **Pack keys independently:** Specify only when requesting that keys be packed independently.

Contents

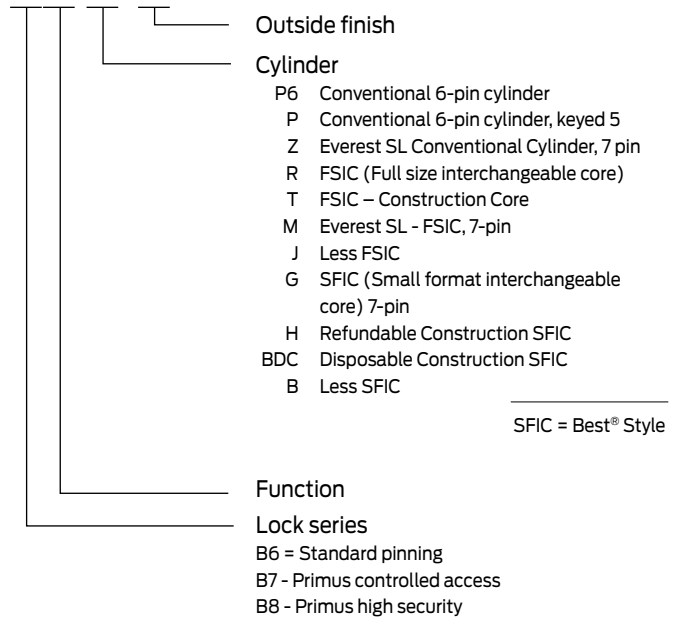
B600, B700, B800 Series Overview.....	125
B600, B700, B800 Series Functions.....	128
B600, B700, B800 Series Styles	129
B600, B700, B800 Series Configure a product	131
Cylinder adjustments	133
Deadbolts	134
Strikes.....	135
Door dimensions	135
Options.....	136
Less components.....	136
Keying	137
Deadbolts	138
B600, B700, B800 Series Parts.....	138
Strikes.....	139
Trim	139
Door reinforcements.....	140
Individual screws.....	140
Screw packs.....	140
Torx® screw packs.....	141
Special parts	142

BAA/ARRA

Contact your local RSO or
Sales Rep. for ordering details

Product identification

B660.P6.626



Finish codes and descriptions

BHMA code	Description
605 (US 3)	Bright Brass
606 (US 4)	Satin Brass
609 (US 5)	Antique Brass
612 (US 10)	Satin Bronze
613 (US 10B)	Oil Rubbed Bronze
619 (US 15)	Satin Nickel
622 (US 19)	Matte Black
625 (US 26)	Bright Chrome
626 (US 26D)	Satin Chrome
626AM	Satin Chrome, Antimicrobial
643e (US 11)	Aged Bronze

Standard features



Certification	ANSI/BHMA Certified A156.36-2010, Grade 1 auxiliary lock. With FSIC Interchangeable Core Cylinders: Grade 2; With SFIC Interchangeable Core Cylinders: Grade 3 UL Listed for 3-hour fire door, B800-Series is UL437 listed.
Deadbolt	1-1/8" x 2-1/4", Square corner faceplate, 1" housing diameter, 1" throw
Strike	1-1/8" x 2-3/4", Square corner, box
Backset	Adjustable for 2-3/8" or 2-3/4"
Door range	1-5/8" - 2" standard cylinder or FSIC; 1-3/4" - 2" SFIC; 1-3/8" - 2-1/2" door bolt only
Reinforcement	Metal dust box reinforcer with three 3" screws
Trim rings	7/8" Solid brass or bronze
Cylinder	6-Pin solid brass, keyed 6-pin, S123 keyway, keyed different (KD)
Keys	Two nickel silver cut keys per lock, 6-pin, S123 section



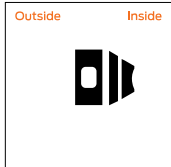
ANSI/BHMA Certified A156.36-2010, Grade 1 auxiliary lock.
UL Listed for 3-hour fire door, B800-Series is UL437 listed.

KEYLESS

SCHLAGE ANSI

B680 E0191**Door bolt**

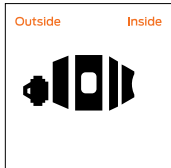
Deadbolt thrown or retracted by turn unit only. No outside trim. Bolt automatically deadlocks when fully thrown. Requires 1-1/2" cross bore only. Door range is 1-3/8" - 2-1/2".

**KEYED, SINGLE CYLINDER**

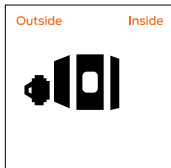
SCHLAGE ANSI

**B660
B760
B860 E0151****Single cylinder deadbolt lock**

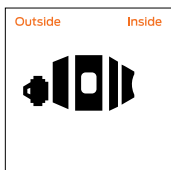
Deadbolt thrown or retracted by key from outside or by inside turn unit. Bolt automatically deadlocks when fully thrown.

**B661
B761
B861 E0161****One-way deadbolt lock**

Deadbolt thrown or retracted by key only. Blank plate inside. Bolt automatically deadlocks when fully thrown.

**B663
B763
B863 E0171****Classroom deadbolt lock**

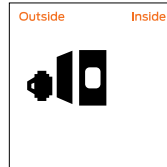
Deadbolt thrown or retracted by key outside. Inside turn unit will retract bolt only. Bolt automatically deadlocks when fully thrown.

**KEYED, SINGLE CYLINDER**

SCHLAGE ANSI

**B664
B764
B864 E0101****Cylinder lock**

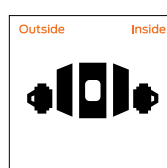
Deadbolt thrown or retracted by key from one side. No inside trim. Bolt automatically deadlocks when fully thrown. Requires 1-1/2" cross bore only.

**KEYED, DOUBLE CYLINDER**

SCHLAGE ANSI

**B662
B762
B862 E0141****Double cylinder deadbolt lock**

Deadbolt thrown or retracted by key from either side. Bolt automatically deadlocks when fully thrown.



Caution: Double cylinder locks on residences and any door in any structure which is used for egress are a life safety hazard in times of emergency and their use is not recommended. Installation should be in accordance with existing codes only.

DEADLATCH DESIGN

OUTSIDE CYLINDER TRIM	INSIDE CYLINDER TRIM	ROSE AND TURN
PRIMUS® CONTROLLED ACCESS CYLINDER TRIM	PRIMUS® HIGH SECURITY CYLINDER TRIM	

FINISH AVAILABILITY	Bright Brass (605)	Satin Brass (606)	Antique Brass (609)	Satin Bronze (612)	Oil Rubbed Bronze (613)	Satin Nickel (619)	Matte Black (622)	Bright Chrome (625)	Satin Chrome (626)	Bright Stainless Steel (629)	Satin Stainless Steel (630)	Aged Bronze (643e)	Satin Chrome, Antimicrobial (626AM)	Satin Stainless Steel, Antimicrobial (630AM)
DEADBOLT														
B600 Series deadbolt	605	606	609	612	613	619	622	625	626	-	-	643e	626AM	-
B700 Series deadbolt	605	606	609	612	613	619	622	625	626	-	-	643e	626AM	-
B800 Series deadbolt	605	606	609	612	613	619	622	625	626	-	-	643e	626AM	-
CYLINDER FINISHES														
Complete lock finish	605	606	609	612	613	619	622	625	626	-	-	643e	626AM	-
Coordinating conventional cylinder														
Plug component	606	606	606	606	522	626	622	626	626	-	-	522	626	-
Housing faceplate component	605	606	609	606	613	619	622	625	626	-	-	316	626	-
Coordinating FSIC/SFIC cylinder														
Plug (lower) component	606	606	606	606	522	626	622	626	626	-	-	522	626	-
Core face (upper) component	606	606	606	606	522	626	622	626	626	-	-	522	626	-
Housing faceplate component	605	606	609	612	613	619	622	625	626	-	-	316	626	-

522 is a simulated 613 finish



B250 SERIES

B5000 SERIES

B600/700/800 SERIES

this page intentionally blank

You can **configure and price a full range of products** using the tables and rules shown in this section.

The pricing of locks in this section includes the P6 cylinder in an open keyway (where applicable), default deadbolt, strike and a 1-3/4" thick door. Additional modifications are available using the rules and price adjustments on the subsequent pages.

How to order:

- All applicable product attributes must be provided in the order shown below
- Each value must separated by a period
- If requesting a product "Less (LLL)" any attribute, the entire detailed ACN must be provided
- Fractions will be written with the "/" symbol separating the numerator and the denominator (example 1/2)
- For dimensions that contain a whole number and a fraction, a hyphen "-" will be added after the whole number and before the fraction (example 2-1/2)
- For two dimensions represented together, such as length and width, the values would be separated by an "x" with no spaces
- Finishes should be listed using their BHMA finish as shown in this book

Required for all lock orders								Options				Keying		
Brand	Series + Function	Cylinder type (keyed functions only)	Outside finish	Inside finish	Deadlatch	Strike	Door thickness	Strike reinforcer	Strike reinforcement screws	Screw option	Buy America Act compliant	Keying code	Keyway	Pack keys independently
1	2	3	4	5	6	7	8	9A	9B	9C	9D	10A	10B	10C

◀ If ordering a product "Less (LLL)" any attribute, values for each attribute must be provided.

Only required if different than outside finish

Only required when deviating from the product's default. Specify only the deviated attribute(s).

Only required when deviating from the product's default. Specify only the deviated attribute(s).

EXAMPLE:

B760 . P6 . 626 . 10-103

2 3 4 7

Selected strike is different than the default strike



COMPLETE LOCKS			FINISHES			
Split finishes and designs will be priced at the highest list price of the design and/or finish. Keyed function pricing based on P6 cylinder with open S123 keyway. See adjacent page for additional cylinder and keyway options. SERIES + FUNCTION CYL DESCRIPTION			626	605 606 609 612 619 622 625 643e	613	626AM [Ⓜ]
B600 SERIES						
B660	P6	Single cylinder deadbolt lock	\$281.00	\$287.00	\$297.00	\$329.00
B661	P6	One-way deadbolt lock	\$281.00	\$287.00	\$297.00	\$329.00
B662	P6	Double cylinder deadbolt lock	\$360.00	\$366.00	\$376.00	\$408.00
B663	P6	Classroom deadbolt lock	\$292.00	\$298.00	\$308.00	\$340.00
B664	P6	Cylinder lock	\$281.00	\$284.00	\$289.00	\$305.00
B680		Door bolt	\$219.00	\$222.00	\$227.00	\$243.00
B700 SERIES: PRIMUS® CONTROLLED ACCESS CYLINDER						
B760	P6	Single cylinder deadbolt lock	\$388.00	\$394.00	\$404.00	\$436.00
B761	P6	One-way deadbolt lock	\$388.00	\$394.00	\$404.00	\$436.00
B762	P6	Double cylinder deadbolt lock	\$566.00	\$572.00	\$582.00	\$614.00
B763	P6	Classroom deadbolt lock	\$404.00	\$410.00	\$420.00	\$452.00
B764	P6	Cylinder lock	\$388.00	\$391.00	\$396.00	\$412.00
B800 SERIES: PRIMUS®-UL437 HIGH SECURITY CONTROLLED ACCESS CYLINDER						
B860	P6	Single cylinder deadbolt lock	\$423.00	\$429.00	\$439.00	\$471.00
B861	P6	One-way deadbolt lock	\$423.00	\$429.00	\$439.00	\$471.00
B862	P6	Double cylinder deadbolt lock	\$595.00	\$601.00	\$611.00	\$643.00
B863	P6	Classroom deadbolt lock	\$448.00	\$454.00	\$464.00	\$496.00
B864	P6	Cylinder lock	\$423.00	\$426.00	\$431.00	\$447.00

[Ⓜ] Extended lead time

COMPLETE LOCKS

CYLINDER ADJUSTMENTS

Keyed locks above are priced including the P6 cylinder with open keyway. Provided below are pricing adjustments based on other available cylinder types. For Primus and Primus XP cylinders, order lock less cylinder and order the Primus or Primus XP cylinder separately.

For complete details on cylinders, tailpieces, keying and keys, including cylinders sold separate, see the [Cylinders](#) and [Keys](#) sections at the back of this book.

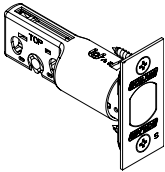
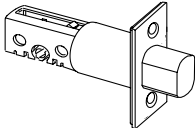
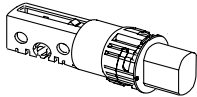
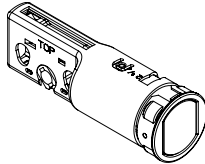
CYLINDER ADJUSTMENTS					
Restricted keyways include: Everest 29 R and T keyways, Everest B and D keyways and Classic (Reverse/Quad/Numbered) keyways					
Description	Specify	Single cylinder function Price adjustment		Double cylinder function Price adjustment	
		Open	Restricted	Open	Restricted
B600 Series					
Conventional 6-pin cylinder	P6	\$0.00	\$27.00	\$0.00	\$54.00
Conventional 6-pin cylinder, keyed 5	P	\$0.00	\$27.00	\$0.00	\$54.00
Everest SL Conventional Cylinder, 7-pin	Z	N/A	\$27.00	N/A	\$54.00
FSIC (Full size interchangeable core) (not compatible with B664)	R	\$41.70	\$68.70	\$83.40	\$137.40
FSIC – Construction Core (not compatible with B664)	T	\$41.70	N/A	\$83.40	N/A
Everest SL - FSIC, 7-pin (not compatible with B664)	M	N/A	\$68.70	N/A	\$137.40
Less FSIC (not compatible with B664)	J	-\$57.30		-\$114.60	
SFIC (Small format interchangeable core) 7-pin (not compatible with B664)	G	N/A	\$113.00	N/A	\$226.00
Refundable Construction SFIC (not compatible with B664)	H	\$60.00	N/A	\$120.00	N/A
Disposable Construction SFIC (not compatible with B664)	BDC	\$0.00	N/A	\$0.00	N/A
Less SFIC	B	\$0.00		\$0.00	
B700 Series					
FSIC (Full size interchangeable core) - Primus (not compatible with B764)	R	N/A	\$51.00	N/A	\$102.00
Everest SL - FSIC, 7-pin - Primus (not compatible with B764)	M	N/A	\$51.00	N/A	\$102.00
B800 Series					
Conventional 6-pin cylinder	P6	N/A	\$0.00	N/A	\$0.00
Everest SL Conventional Cylinder, 7 pin (not compatible with B864)	Z	N/A	\$0.00	N/A	\$0.00

Construction cores (T and H) have an additional handling charge 50-231.

COMPLETE LOCKS

DEADBOLTS


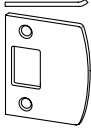
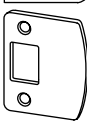

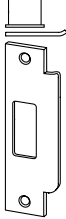
Specify on order only if requesting an option other than the default

DEADBOLTS									
12-296		12-631		12-641		12-317			
									
Default	Faceplate description			Backset		Specify		Price adjustment	
■	Square corner, 1-1/8" x 2-1/4", 1" housing diameter (not hurricane rated, use a fixed backset latch if hurricane rating is desired)			Adjustable 2-3/8" or 2-3/4"		12-296		\$0.00	
	Square corner, 1-1/8" x 2-1/4", 1" housing diameter			2-3/8"		12-630		\$0.00	
	Square corner, 1-1/8" x 2-1/4", 1" housing diameter			2-3/4"		12-631		\$0.00	
	Square corner, 1-1/8" x 2-1/4", 1" housing diameter			3-3/4"		12-632		\$38.40	
	Square corner, 1-1/8" x 2-1/4", 1" housing diameter			5"		12-633		\$38.40	
	Circular, drive-in, 1-1/16" housing diameter, 626 finish only			2-3/8"		12-640		\$0.00	
	Circular, drive-in, 1-1/16" housing diameter, 626 finish only			2-3/4"		12-641		\$0.00	
	Circular, drive-in, 1-1/16" housing diameter, 626 finish only			3-3/4"		12-642		\$38.40	
	Circular, drive-in, 1-1/16" housing diameter, 626 finish only			5"		12-643		\$38.40	
	Circular, drive-in, 1" housing diameter, 626 finish only			Adjustable 2-3/8" or 2-3/4"		12-317		\$0.00	

COMPLETE LOCKS

STRIKES

Specify on order only if requesting an option other than the default

STRIKES			
10-094	10-095	10-092	10-064
			
10-087			
			
Default	Description	Specify	Price adjustment
▪	Square corner, no box, 1-1/8" x 2-3/4", standard	10-094	\$0.00
	Square corner, 1-5/8" x 2-1/4", 1-1/8" full lip, no box	10-095	\$0.00
	Round corner (1/4" radius), 1-5/8" x 2-1/4", 1-1/8" full lip, no box	10-092	\$0.00
	Round corner (1/4" radius), 1-1/4" x 3-5/8", 4 hole, available in 605, 609, 620 and 630 finishes only	10-104	\$0.00
	Round corner (1/4" radius), 1" x 2-1/4", available 605, 609 and 630 finishes only	10-103	\$0.00
	Circular drive-in, thimble strike, 1-3/16" diameter, 626 finish only	10-064	\$0.00
	ANSI, 1-1/4" x 4-7/8", 1-3/16" lip length, box	10-087	\$0.00

COMPLETE LOCKS

DOOR DIMENSIONS

OPTIONAL DOOR THICKNESS

All locks will be extended equally (EE)

NON-STANDARD DOOR THICKNESS AND EXTENDED OPTIONS			
Specify door thickness in to the nearest 1/8" increment.			
Door thickness	Restrictions	Specify	Price adjustment
1-3/8"	Not available on interchangeable core locks	DT1-3/8	\$13.70
Over 2" - 2-1/2"	Not available with SFIC. See Special Parts for SFIC conversion kits.	DT[Door thickness]	\$0.00



COMPLETE LOCKS

OPTIONS

STRIKE REINFORCER		
Description	Specify	Price adjustment
Strike reinforcer, use with 10-094 or 10-108	37-016	\$0.00
STRIKE REINFORCEMENT SCREWS		
Description	Specify	Price adjustment
2" strike reinforcement screws. 630 finish only.	J250-028	\$0.00
SCREW OPTIONS		
Description	Specify	Price adjustment
Standard screws	SCRSTD	\$0.00
Tamper resistant Torx® latch, strike, and mounting screws. Not available for SFIC locks.	Torx	\$29.60
BUY AMERICA ACT		
Description	Specify	Price adjustment
Buy America Act Compliant	BAA	\$12.00

Extended lead time

COMPLETE LOCKS

LESS COMPONENTS

Deductions are applied to complete lock prices. When requesting a product "Less (LLL)" any attribute, the entire detailed ACN must be provided.

LOCKS LESS COMPONENTS		
Description	Specify	Price adjustment
Less deadbolt	LLL	-\$25.70
Less strike	LLL	-\$9.00
Less key blanks (B700 and B800 only)	LKB	-\$23.40

COMPLETE LOCKS

KEYING

Specify on order only if requesting an option other than the default. Control keys are not furnished with locks and must be purchased separately. See [Keys section](#) at the back of this book.

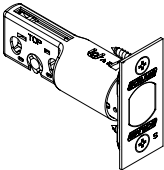
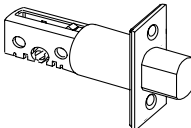
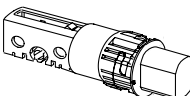
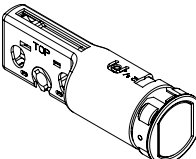
For complete details on cylinders, tailpieces, keying and keys, see the [Cylinders](#) and [Keys](#) sections at the back of this book.

KEYING		Default	Optional	Default	Optional	Default	Optional	Default	Optional	Default	Optional	Default	Optional	Default	Optional
Specify	Description	P6	P	Z	R	T	M	G	H						
KD	Keyed different	▪		▪											
KA-OBIT	Keyed alike 0 bitted		▪	▪											
KA-1BIT	Keyed alike 1 bitted					▪									
KAGRP	Keyed alike by group		▪	▪											
KAQTY	Keyed alike by qty		▪	▪											
KEYSPECIFIC	Keyed alike to specific combination		▪	▪											
MK	Master keyed		▪	▪	▪			▪		▪					
SPLIT	Split key construction keyed		▪												
RCK	Lost ball construction keyed			▪											
RMK	Residential master keyed			▪											
RCK/RMK	Lost ball construction keyed and res. master keyed			▪											
ICC	FSIC construction keyed, (default)						▪								
ICA	FSIC construction keyed, (if specified)							▪							
ICB	FSIC construction keyed, (if specified)							▪							
BRN	SFIC construction keyed, Brown (default)													▪	
GRN	SFIC construction keyed, Green (if specified)														▪


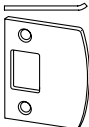
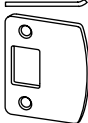

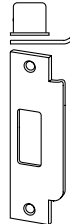
KEYWAY											
Specify keyway	Keyway family	Default keyway		P6	P	Z	R	T	M	G	H
		Non-masterkeyed	Masterkeyed								
[]	Everest 29 S (Open) Default if not specified	S123	S145	▪			▪				
[]	Obverse (Open)	C	E	▪	▪		▪	▪			
[]	Everest C (Open)	C123	C145	▪			▪				
[]	Everest D (Restricted)	D123	D145	▪			▪				
[]	Everest 29 T (Restricted)	T123	T145	▪			▪				
[]	Quad (Restricted)	Customer directed		▪			▪				
[]	Numbered (Restricted)	Customer directed		▪			▪				
[]	Reverse (Restricted)	Customer directed		▪			▪				
[]	Everest B (Restricted)	N/A	B125			▪			▪	▪	
[]	Everest 29 R (Restricted)	N/A	R125			▪			▪	▪	



For a complete list of keying related charges, see the [Cylinders](#) and [Keys](#) sections at the back of this book.
Keys must be ordered separately for all construction keyed options.

PARTS

DEADBOLTS																					
<div>12-296</div> 				<div>12-631</div> 				<div>12-641</div> 				<div>12-317</div> 									
Available finishes								605	606	609	612	613	619	622	625	626	629	630	643e	626AM	630AM
								▪	▪	▪	▪	▪	▪	▪	▪	▪	N/A	N/A	▪	N/A	N/A
COMPLETE DEADBOLTS																					
Description		Specify		Price each																	
		Part number	Finish																		
Square corner, adjustable 2-3/8" or 2-3/4" backset, 1-1/8" x 2-1/4", 1" housing diameter		12-296	.[Finish]	\$82.20																	
Circular, drive-in, adjustable 2-3/8" or 2-3/4" backset, 1" housing diameter, 626 only		12-317	.[Finish]	\$48.10																	
Square corner, 2-3/8" backset, 1-1/8" x 2-1/4", 1" housing diameter		12-630	.[Finish]	\$73.00																	
Circular, drive-in, 2-3/8" backset, 1-1/16" housing diameter, 626 finish only		12-640	-	\$73.00																	
Square corner, 2-3/4" backset, 1-1/8" x 2-1/4", 1" housing diameter, standard deadbolt		12-631	.[Finish]	\$73.00																	
Circular, drive-in, 2-3/4" backset, 1-1/16" housing diameter, 626 finish only		12-641	-	\$73.00																	
Square corner, 3-3/4" backset, 1-1/8" x 2-1/4", 1" housing diameter		12-632	.[Finish]	\$127.00																	
Circular, drive-in, 3-3/4" backset, 1-1/16" housing diameter, 626 finish only		12-642	-	\$127.00																	
Square corner, 5" backset, 1-1/8" x 2-1/4", 1" housing diameter		12-633	.[Finish]	\$127.00																	
Circular, drive-in, 5" backset, 1-1/16" housing diameter, 626 finish only		12-643	-	\$127.00																	
Rabbeted deadbolt and strike kit (adapts square corner latches and 2-3/4" high square corner strikes to 1/2" rabbeted door and frame preparations). 605 and 626 finishes only.		39-030	.[Finish]	\$80.00																	
DEADBOLTS LESS FACEPLATES																					
Description		Specify		Price each																	
		Part number	Finish																		
2-3/8" backset deadbolt unit less faceplate, 1" housing diameter		12-650	-	\$56.90																	
2-3/4" backset deadbolt unit less faceplate, 1" housing diameter		12-651	-	\$56.90																	
3-3/4" backset deadbolt unit less faceplate, 1" housing diameter		12-652	-	\$112.00																	
5" backset deadbolt unit less faceplate, 1" housing diameter		12-653	-	\$112.00																	
FACEPLATE KITS																					
Description		Specify		Price each																	
		Part number	Finish																		
Square corner faceplate, 1-1/8" x 2-1/4", includes backplate and screws		12-627	.[Finish]	\$14.50																	
Circular drive-in faceplate and collar, 626 finish only		12-628	-	\$14.50																	

PARTS

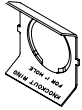
STRIKES																				
10-094				10-095				10-092				10-064				10-087				
																				
Available finishes							605	606	609	612	613	619	622	625	626	629	630	643e	626AM	630AM
							▪	▪	▪	▪	▪	▪		▪	▪		N/A	N/A	▪	N/A
Description												Specify		Price each						
												Part number	Finish							
Circular drive-in, thimble strike, 1-3/16" diameter, 626 finish only												10-064	-	\$23.00						
ANSI, box, 1-1/4" x 4-7/8", 1-3/16" lip												10-087	.[Finish]	\$31.50						
Round corner (1/4" radius), 1-1/8" full lip, no box, 1-5/8" x 2-1/4"												10-092	.[Finish]	\$10.50						
Square corner, no box, 1-1/8" x 2-3/4", standard												10-094	.[Finish]	\$16.30						
Square corner, full 1-1/8" lip, no box, 1-5/8" x 2-1/4"												10-095	.[Finish]	\$10.50						
Round corner (1/4" radius), 1" x 2-1/4", no reinforcement strike provided, 605, 609 and 630 finishes only												10-103	.[Finish]	\$2.80						
Round corner (1/4" radius), 1-1/4" x 3-5/8", 4 hole, no reinforcement strike provided. 605, 609, 620 and 630 finishes only												10-104	.[Finish]	\$3.20						
Metal dust box and 3 screws, use with 10-094 and 10-108												10-112	-	\$16.20						
Strike reinforcer, use with 10-094 and 10-108												37-016	-	\$21.60						
Plastic dust box for ANSI strike												K510-066	-	\$9.30						

TRIM																	
<div>12-617</div> <div></div>			<div>B600-017</div> <div></div>														
Available finishes				605	606	609	612	613	619	622	625	626	629	630	643e	626AM	630AM
				▪	▪	▪	▪	▪	N/A	▪	▪	▪	N/A	N/A	N/A	▪	
Description											Specify		Price each				
											Part number	Finish					
Rose and turn											12-617	.[Finish]	\$65.30				
Rose and turn, classroom function											12-618	.[Finish]	\$72.80				
Classroom driver kit											12-625	-	\$14.40				
Blank inside rose, exposed screws, B661											12-626	.[Finish]	\$34.90				
Blank mounting plate kit for use on one side of B664 or B680											38-034	.[Finish]	\$133.00				
Security shield, 2-1/8" door preparation											B600-017	-	\$14.40				
Mounting plate, turn											B600-018	-	\$14.10				
Support (anchor) and mounting screws, B664											B610-035	-	\$37.70				

PARTS

DOOR REINFORCEMENTS

A501-566



Description	Specify	Price each
Reinforcer for 1-3/8" thick nonreinforced metal doors, fits both 7/8" and 1" diameter housings (2 required per lock)	A501-565	\$27.20
Reinforcer for 1-3/4" thick nonreinforced metal doors, fits both 7/8" and 1" diameter housings (2 required per lock)	A501-566	\$27.20
Door frame strike reinforcer	37-016	\$21.60

INDIVIDUAL SCREWS				Available finishes													
				605	606	609	612	613	619	622	625	626	629	630	643e	626AM	630AM
				▪	▪	▪	▪	▪	▪	▪	▪	▪	N/A	N/A	▪	▪	N/A
PFH = Phillips flat head																	
KEYLESS: B580																	
Description		Application	Specify		Price each												
Size	Type		Part number	Finish	Order in multiples of 100												
12-24 x 1"	PFH combo		ANSI strike	C603-256	.[Finish]	\$1.30											
8 x 3/4"	PFH combo	Deadbolt and strike	C603-897	-	\$1.20												

SCREW PACKS			Available finishes													
			605	606	609	612	613	619	622	625	626	629	630	643e	626AM	630AM
			▪	▪	▪	▪	▪	▪	▪	▪	▪	N/A	N/A	▪	▪	N/A
KEYLESS																
Application/ door thickness	Functions	Contents	Specify		Price each											
			Part number	Finish												
Rose trim	B680	(2) Mounting screws	B610-066	.[Finish]	\$13.30											
KEYED, SINGLE CYLINDER																
Application/ door thickness	Functions	Contents	Specify		Price each											
			Part number	Finish												
1-3/8" – 2-1/2"	B664, B764, B864	(2) Mounting screws	B610-049	-	\$26.90											
1-3/8" – 2"	B660, B760, B860, B661, B761, B861, B663, B763, B863	(2) Mounting screws (2) Ball bearings	B610-050	-	\$26.90											
Over 2" – 2-1/2"	B660, B760, B860, B661, B761, B861, B663, B763, B863	(2) Mounting screws (2) Ball bearings	B610-051	-	\$26.90											
Rose trim	B660, B760, B860, B661, B761, B861, B663, B763, B863	(2) Mounting screws	B610-066	.[Finish]	\$13.30											
KEYED, DOUBLE CYLINDER (EXCEPT INTERCHANGEABLE CORE)																
Application/ door thickness	Functions	Contents	Specify		Price each											
			Part number	Finish												
1-3/8" – 2"	B662, B672, B682	(2) Mounting screws (2) Ball bearings	B610-053	-	\$26.90											
Over 2" – 2-1/2"	B662, B672, B682	(2) Mounting screws (2) Ball bearings	B610-055	-	\$26.90											

PARTS

SCREW PACKS				Available finishes													
				605	606	609	612	613	619	622	625	626	629	630	643e	626AM	630AM
				▪	▪	▪	▪	▪	▪	▪	▪	▪	N/A	N/A	▪	▪	N/A
KEYED, DOUBLE CYLINDER, INTERCHANGEABLE CORE																	
Application/ door thickness	Functions	Contents	Specify		Price each												
			Part number	Finish													
1-5/8" – 2"	B662, B672, B682	(2) Mounting screws (2) Ball bearings	B610-054	-	\$26.90												
Over 2" – 2-1/2"	B662, B672, B682	(2) Mounting screws (2) Ball bearings	B610-056	-	\$26.90												

TORX® SCREW PACKS Torx® screw packs are furnished with the appropriate T-10, T-15, T-20 or T-30 installation tool(s)						Available finishes													
						605	606	609	612	613	619	622	625	626	629	630	643e	626AM	630AM
						▪	▪	▪	▪	▪	▪	▪	▪	▪	N/A	N/A	▪	▪	N/A
KEYLESS																			
Application/ door thickness	Functions	Contents	Specify		Price each														
			Part number	Finish															
Rose trim	B680	(2) Mounting screws (T-10)	B610-065	.[Finish]	\$13.30														
KEYED, SINGLE CYLINDER																			
Application/ door thickness	Functions	Contents	Specify		Price each														
			Part number	Finish															
1-3/8" – 2-1/2"	B664, B764, B864	(2) Mounting screws (T-30)	B610-059	-	\$28.70														
Rose trim	B660, B760, B860, B661, B761, B861, B663, B763, B863	(2) Mounting screws (T-10)	B610-065	.[Finish]	\$13.30														
KEYED, DOUBLE CYLINDER (EXCEPT INTERCHANGEABLE CORE)																			
Application/ door thickness	Functions	Contents	Specify		Price each														
			Part number	Finish															
1-3/8" – 2"	B662, B762, B862	(2) Mounting screws (T-30) (2) Ball bearings	B610-061	-	\$28.70														
Over 2" – 2-1/2"	B662, B762, B862	(2) Mounting screws (T-30) (2) Ball bearings	B610-063	-	\$28.70														
KEYED, DOUBLE CYLINDER, INTERCHANGEABLE CORE																			
Application/ door thickness	Functions	Contents	Specify		Price each														
			Part number	Finish															
1-5/8" – 2"	B662, B672, B682	(2) Mounting screws (T-30) (2) Ball bearings	B610-062	-	\$28.70														
Over 2" – 2-1/2"	B662, B672, B682	(2) Mounting screws (T-30) (2) Ball bearings	B610-064	-	\$28.70														
ALL FUNCTIONS																			
Application/ door thickness	Functions	Contents	Specify		Price each														
			Part number	Finish															
Deadbolt and strike	All functions	(4) C503-766 8-32 x 1/2" (1) T-15 size Torx Bit	C203-311	.[Finish]	\$29.60														
Deadbolt and ANSI strike	All functions	(2) C503-766 8-32 x 1/2" (1) T-15 size Torx Bit (2) L583-371 12-24 x 1/2" (1) T-20 size Torx Bit	C203-312	.[Finish]	\$29.60														



PARTS

SPECIAL PARTS

Screw and tailpiece conversion kit for B600, B700 and B800 Series locks to fit doors Extended Equally (EE) over 2" - 4" thick. For door thickness and locks not listed below, please use the Innovation Center (RFQ) request form.

Door range	Function	Cylinder types	Specify		Price each
			Part number	Door thickness	
Over 2"-4"	B660, B663	P	XB11-916	.[Door thickness]	\$231.00
2"-3"	B662	P	XB11-917	.[Door thickness]	\$144.00
2"-4"	B760, B763 B860, B863	P	XB11-918	.[Door thickness]	\$231.00
2"-3"	B762, B862	P	XB11-919	.[Door thickness]	\$231.00
2"-4"	B660, B663, B760, B763	R	XB11-920	.[Door thickness]	\$144.00
2"-4"	B660, B663	J, T	XB11-920	.[Door thickness]	\$144.00
2"-4"	B662, B762	R	XB11-921	.[Door thickness]	\$144.00
2"-4"	B662	J, T	XB11-921	.[Door thickness]	\$144.00
2"-4"	B660, B663	B, G, H	XB11-922	.[Door thickness]	\$144.00

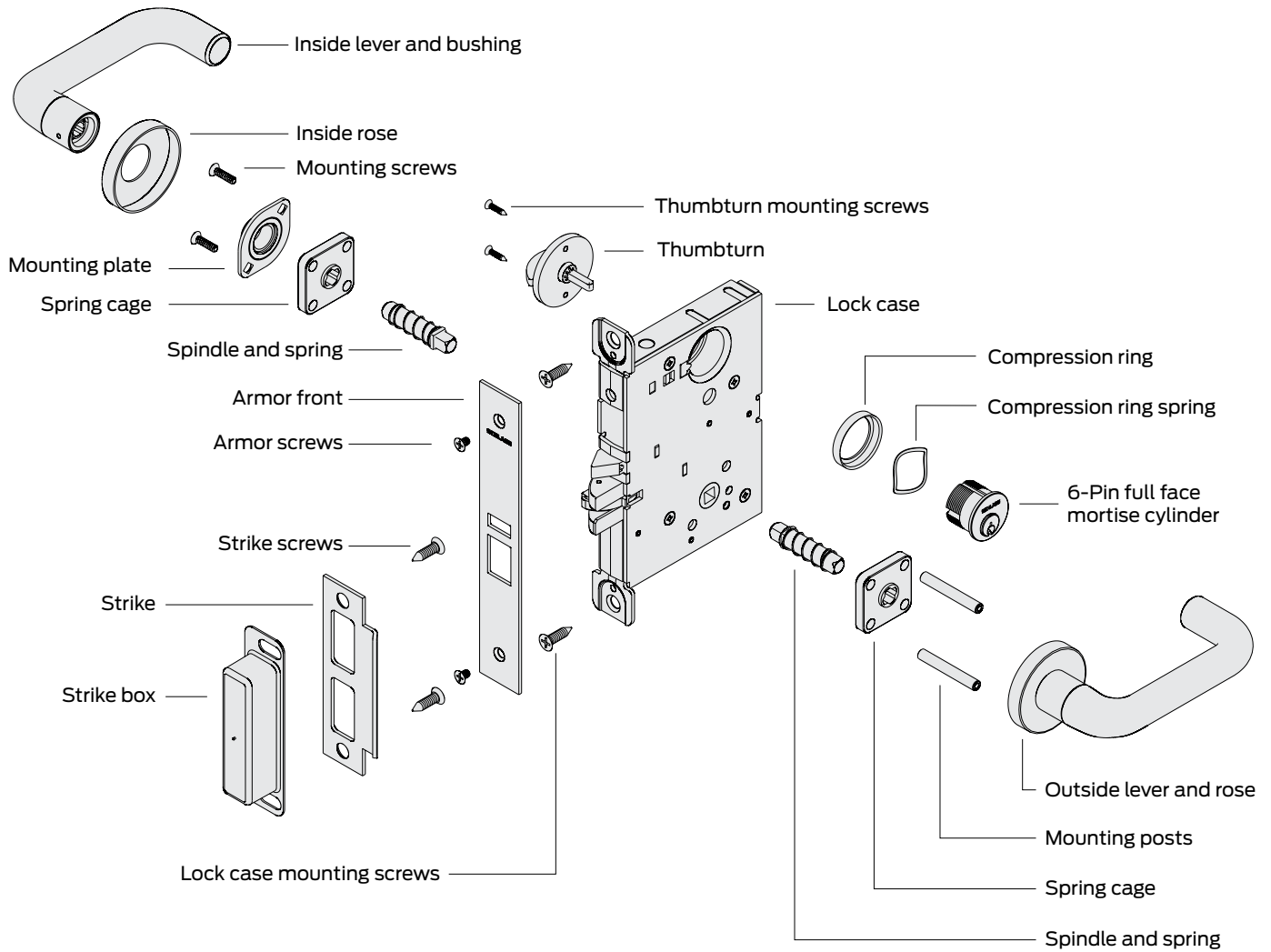
Extended lead time

CYLINDERS AND KEYS

Cylinders and keys sold separate can be found in the [Cylinders](#) and [Keys](#) sections at the back of this book.

L SERIES

Grade 1 mortise levered lock



Indicates products that have EPD documentation available and meet LEED v4.

How to order

To order products, attribute values should be provided in the sequence shown below. Each value should be separated by a period.

Line item	Quantity																												
		Brand	Series + Function	Required for all lock orders			Outside style	Inside style			Handing	Armor front	Strike	Strike	Door dimensions			Lock monitoring				Options					Keying		
				Cylinder type (keyed functions only)	Outside lever/knob design	Outside rose/escutcheon		Outside finish	Inside lever/knob design	Inside rose/escutcheon					Inside finish	Request to Exit (RX)	Latchbolt monitor (LX)	Door position sensor (DPS)	Deadbolt monitor (DM)	Indicator	Basic or large ADA thumbturn	Screw option	Lead lining	Special options (X numbers)	Buy American Act compliant	Keying code	Keyway	Pack keys independently	
1	2	3	4A	4B	4C	5A	5B	5C	6	7	8A	8B	9A	9B	9C	10A	10B	10C	10D	11A	11B	11C	11D	11E	11F	12A	12B	12C	

Specifying dimensions:

Dimensions should be provided with the whole number followed by a dash and then the fraction of an inch. Example: 1-3/4.

Line item number

Quantity

- 1 **Brand:** Required only when specifying a product Less (LLL) any attribute.
- 2 **Series+Function:** Series combined with function.
- 3 **Cylinder type:** Specify cylinder code for keyed functions.
- 4A **Outside lever/knob design:** Required for all orders.
- 4B **Outside rose/escutcheon:** Required for all orders.
- 4C **Outside finish:** Required for all orders.
- 5A **Inside lever/knob design:** Required only if different from the outside lever design or if specifying a product Less (LLL) any attribute.
- 5B **Inside rose/escutcheon:** Required only when specifying a product Less (LLL) any attribute.
- 5C **Inside finish:** Specify only if different from the outside finish or if specifying a product Less (LLL) any attribute.
- 6 **Handing:** Required for select lever designs. If not specified the order will be shipped right handed (RH).
- 7 **Armor front:** Leave blank to received default armor front. Specify part number if non-default armor front is required or if specifying a product Less (LLL) any attribute.
- 8A **Strike:** Leave blank to received default strike. Specify part number if non-default strike is required or if specifying a product Less (LLL) any attribute.
- 8B **Strike:** HSLR/SL1/SK1 trim used in conjunction with a DPS use the 10-072 strike.
- 9A **Door thickness:** Leave blank for default 1-3/4" thick doors. Specify if other than 1-3/4" or if specifying a product Less (LLL) any attribute. Specify with a DT prefix followed by the door thickness dimension. Example: DT1-3/8, DT2-1/4.
- 9B **Extended:** Specify for doors greater than 1-3/4". EE = Extended equally, EI = Extended inside, EO = Extended outside, ED = Extended differently (Extended different (ED)).
- 9C **Strike lip length:** Leave blank for default strike lip length. Specify for non-default strike lip length or if specifying a product Less (LLL) any attribute. Specify with a LIP prefix followed by the lip length dimension. Example: LIP1-3/8.
- 10A - 10D **Lock monitoring:** Specify any desired electronic lock options.
- 11A - 11F **Options:** Specify any desired options.
- 12A **Keying code:** Default keying code is dictated by the selected cylinder type. Leave blank for to receive the default keying code or specify for any other keying code. If ordering a product less any lock attribute, keying code must be specified.
- 12B **Keyway:** Default way is dictated by the selected cylinder type. Leave blank for to receive the default keyway or specify to order any other keyway. If ordering a product less any lock attribute, keying code must be specified.
- 12C **Pack keys independently:** Specify only when requesting that keys be packed independently.

Contents

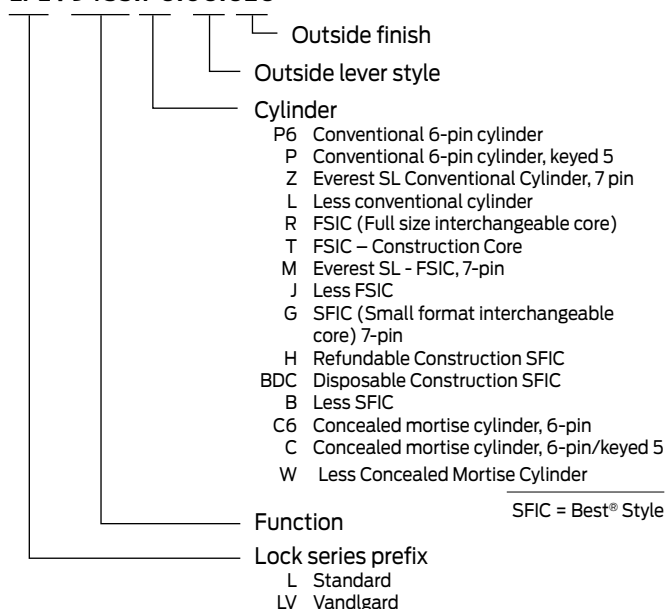
L Series Overview	143
L Series Functions	146
L Series Styles	156
L Series Configure a product	165
Rose trim	166
Escutcheon trim	172
Deadbolts	177
Ligature resistant	180
Cylinder adjustments	184
Style options	185
Armor front	186
Strike	188
Door dimensions	192
Lock monitoring	198
Indicators	200
Thumbturn	203
Screw options	203
Lead lining	203
Options	203
Locks less components	204
Keying	206
L Series Distributor Pack program	207
L Series Parts	212

BAA/ARRA

Contact your local RSO or Sales Rep. for ordering details

Product identification

L/LV9453.P6.06.626



Finish codes and descriptions

BHMA code	Description
605 (US 3)	Bright Brass
606 (US 4)	Satin Brass
609 (US 5)	Antique Brass
612 (US 10)	Satin Bronze
613 (US 10B)	Oil Rubbed Bronze
619 (US 15)	Satin Nickel
622 (US 19)	Matte Black
625 (US 26)	Bright Chrome
626 (US 26D)	Satin Chrome
626AM	Satin Chrome, Antimicrobial
629 (US32)	Bright Stainless Steel
630 (US32D)	Satin Stainless Steel
630AM	Satin Stainless Steel, Antimicrobial
643e (US 11)	Aged Bronze

Standard Features

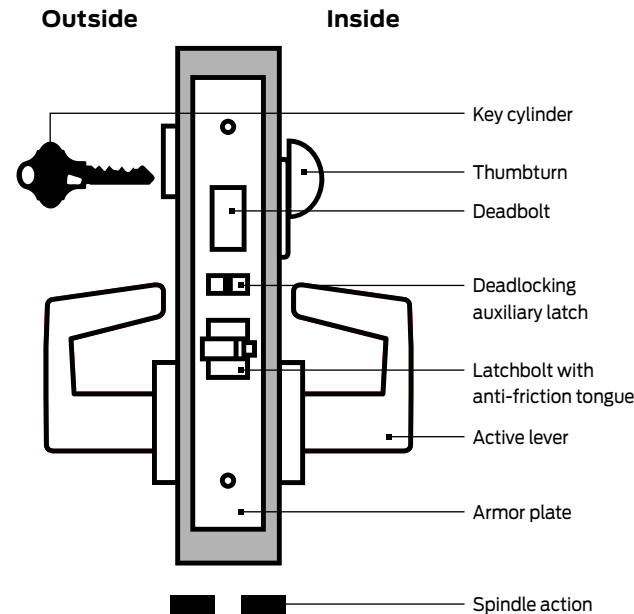
Certification	L/LV9000: ANSI/BHMA Certified A156.13-2017, Series 1000, Grade 1 Operational, Grade 1 Security, UL Listed for 3-hour fire door (except L9076 and L9077). With FSIC Interchangeable Core Cylinders: Grade 1 Operational, Grade 2 Security. With SFIC Interchangeable Core Cylinders: Grade 1 Operational, Grade 3 Security. L400: ANSI/BHMA Certified A156.36-2010, Grade 1, UL Listed for 3-hour fire door. L909X/L949X: UL 294 Access Control Performance Levels: Destructive Attack, Level 1; Line Security, Level 1; Standby Power, Level 1; Endurance, Level IV (with DM, or LX, Endurance, Level I).
Case Size	L/LV9000: 4-7/16" x 6-1/16" x 1"; L400: 4-7/16" x 3-5/8" x 1"
Armor Front	L/LV9000: 1-1/4" x 8"; L400: 1-1/4" x 5-9/16"
Deadbolt	1" Throw stainless steel
Latchbolt	3/4" Throw stainless steel with anti-friction tongue
Strike	L/LV9000: 1-1/4" x 4-7/8" Square corner, 1-3/16" lip, box; L400: 1-1/8" x 3-5/8" square corner, box
Backset	2-3/4"
Cylinder	6-Pin solid brass, keyed 6-pin, S123 keyway, keyed different (KD)
Door range	1-3/4"
Keys	Two nickel silver cut keys per lock, 6-pin, S123 section





Mechanical lock functions

Legend

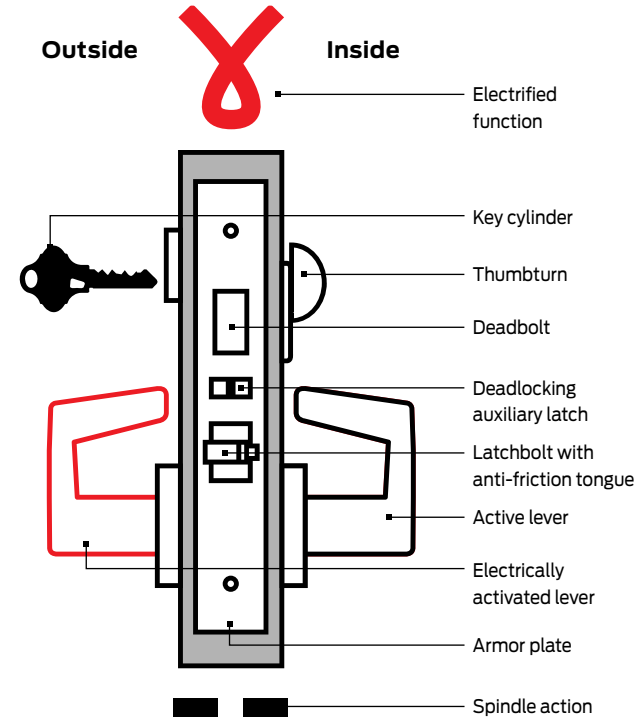


Key

- Emergency thumbturn
- Coin turn
- Cylinder thumbturn
- Fixed lever
- Knob (when lever option is not available)
- Solid spindle – connected lever movement
- Two-piece spindle – independent lever movement
- Chevron style lock status indicator
- 180-degree lock status indicator option available
- Hospital latch trim available
- High-security ligature resistant trim available
- Ligature-resistant lever trim available
- Ligature-resistant knob trim available

Wired electrified lock functions

Legend



Key

- Fixed lever
- Solid spindle – connected lever movement
- Two-piece spindle – independent lever movement
- Hospital latch trim available
- High-security ligature resistant trim available
- Ligature-resistant lever trim available
- Ligature-resistant knob trim available

LV (Vandigard® function) allows exterior lever to rotate freely down, while remaining securely locked.

ANSI/BHMA Certified A156.13-2017, Series 1000, Grade 1 Operational, Grade 1 Security, UL Listed for 3-hour fire door (except L9076 and L9077).

NON-KEYED

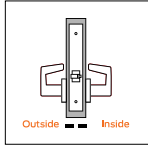
SCHLAGE

ANSI

L9010

F01

Passage latch

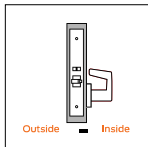


- Levers (or knobs) only-both sides; latchbolt only
- Latchbolt retracted by lever (or knob) from either side at all times
- Inside lever always free for immediate egress

L9025

F31

Exit or communicating lock



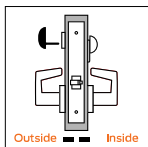
- No outside trim; lever (or knob) only-inside; latchbolt and deadlocking auxiliary latch
- Latchbolt retracted by lever (or knob) from inside only
- Inside lever always free for immediate egress

When ordering, specify door handing.

L/LV9040

F22

Bath/bedroom privacy lock



- Emergency thumbturn access outside; thumbturn inside; latchbolt only
- Latchbolt retracted by lever (or knob) from either side
- Outside lever is made inoperative by rotating inside thumbturn; Vandlgard® option allows outside lever to rotate freely down while locked
- To unlock from outside, remove access hole cover, insert emergency thumbturn (furnished) and rotate
- Rotating inside thumbturn unlocks outside lever; turning inside lever retracts latchbolt and unlocks outside lever; closing door also unlocks preventing lock-out
- Inside lever is always free for immediate egress

Note: Hospital latch trim not available with Vandlgard option.

NON-KEYED

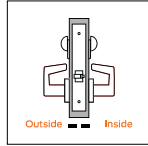
SCHLAGE

ANSI

L/LV9040 with XL11-446

-

Privacy with thumbturn both sides



- Thumbturn both sides; latchbolt only
- Latchbolt retracted by lever (or knob) from either side
- Outside lever is made inoperative by rotating either thumbturn; Vandlgard® option allows outside lever to rotate freely down while locked
- Rotating either thumbturn unlocks outside lever
- Rotating inside lever retracts latchbolt and unlocks outside lever; closing door also unlocks
- Inside lever always free for immediate egress

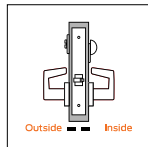
Note: Available in rose or L escutcheon trim only.

To order, specify function and note XL11-446 as a special option.

L/LV9044

-

Privacy with coin turn outside



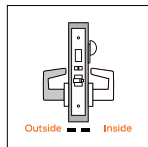
- Coin turn outside; thumbturn inside; latchbolt only
- Latchbolt retracted by lever (or knob) from either side
- Outside lever is made inoperative by rotating outside coin turn or inside thumbturn; Vandlgard® option allows outside lever to rotate freely down while locked
- Rotating outside coin turn unlocks outside lever
- Rotating inside thumbturn unlocks outside lever; turning inside lever retracts latchbolt and unlocks outside lever; closing door also unlocks preventing lock-out
- Inside lever always free for immediate egress

Note: Ligature-resistant trims not available with Vandlgard option.

L9412 with XL11-907

-

Exit lock with deadbolt



- Lever (or knob) only-outside; thumbturn inside with lever; deadbolt, latchbolt and deadlocking auxiliary latch
- Outside lever (or knob) always fixed; latchbolt retracted by inside lever
- Deadbolt thrown or retracted by rotating inside thumbturn
- Rotating inside lever retracts both deadbolt and latchbolt
- Inside lever always free for immediate egress

To order, specify function and note XL11-907 as a special option.

NON-KEYED

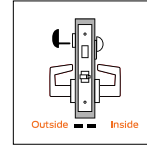
SCHLAGE

ANSI

L/LV9440

F19

Privacy with deadbolt

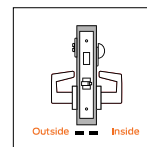


- Emergency thumbturn access outside; thumbturn inside; deadbolt and latchbolt
- Latchbolt retracted by lever (or knob) from either side
- Outside lever is made inoperative when deadbolt is thrown by rotating inside thumbturn; Vandlgard® option allows outside lever to rotate freely down while locked
- To unlock from outside, remove access hole cover, insert emergency thumbturn (furnished) and rotate
- Rotating inside thumbturn unlocks outside lever; turning inside lever retracts both deadbolt and latchbolt and unlocks outside lever
- Inside lever always free for immediate egress

L/LV9444

-

Privacy with deadbolt and coin turn outside



- Coin turn outside; thumbturn inside; deadbolt and latchbolt
- Latchbolt retracted by lever (or knob) from either side
- Outside lever is made inoperative when deadbolt is thrown by rotating inside thumbturn or outside coin turn; Vandlgard® option allows outside lever to rotate freely down while locked
- Rotating outside coin turn retracts deadbolt and unlocks outside lever
- Rotating inside thumbturn unlocks outside lever; turning inside lever retracts both deadbolt and latchbolt and unlocks outside lever
- Inside lever always free for immediate egress

Note: Ligature-resistant trims not available with Vandlgard option.

See page 146 for more information on trim and Vandlgard® options.

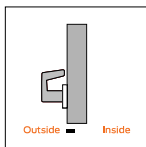
NON-KEYED DUMMY

SCHLAGE

ANSI

L0170

Half dummy trim



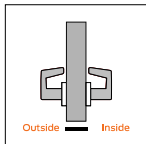
- Lever (or knob) only-one side; no armor front or mortise case
- Lever always fixed

Note: Available in rose, L or N escutcheon trim. Do not use on hollow core wood doors. All metal door applications require reinforcement.

Ordering: Specify door handing. Additionally, when ordering with escutcheon trim, an inside escutcheon with through bolts will be provided.

L0172

Full dummy trim

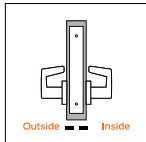


- Levers (or knobs) only-both sides; no armor front or mortise case
- Both levers always fixed

Note: Available in rose, L or N escutcheon trim. Do not use on hollow core wood doors. All metal door applications require reinforcement.

L9110 with XL11-741

Full dummy trim with active levers



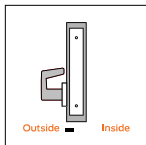
- Levers (or knobs) only-both sides; blank armor front without latchbolt
- Both levers always active

Note: Includes blank armor front and lock case.

To order, specify function and note XL11-741 as a special option. May be ordered with optional XL11-743 armor front with cutout to receive deadbolt.

L9175

Half dummy trim with lock case



- Lever (or knob) only-one side; blank armor front without latchbolt
- Lever always fixed

Note: Includes blank armor front and lock case.

Door handing must be specified. May be ordered with optional XL11-743 armor front with cutout to receive deadbolt.

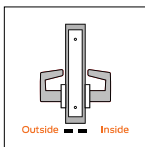
NON-KEYED DUMMY

SCHLAGE

ANSI

L9176

Full dummy trim with lock case



- Levers (or knobs) only-both sides; blank armor front without latchbolt
- Both levers always fixed

Note: Includes blank armor front and lock case.

May be ordered with optional XL11-743 armor front with cutout to receive deadbolt.

Ordering: In a double-door application where dummy is used as the strike, order 10-091 armored front strike separately.

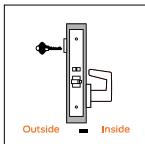
SINGLE CYLINDER NON-DEADBOLT

SCHLAGE

ANSI

L9026

Exit lock with cylinder



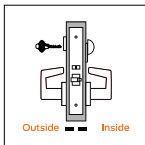
- Key cylinder only, no lever (or knob) outside; lever only-inside; latchbolt and deadlocking auxiliary latch
- Latchbolt retracted by lever (or knob) from inside at all times
- Key outside retracts latchbolt. Inside lever always free for immediate egress

Note: Available in rose or L escutcheon trim only.

When ordering, specify door handing.

L/LV9050

Entrance/office lock



- Key cylinder outside; thumbturn inside; latchbolt and deadlocking auxiliary latch
- Latchbolt retracted by lever (or knob) from either side
- Outside lever is made inoperative by key outside or by turning inside thumbturn; Vandlgard® option allows both levers to rotate freely down while locked
- Key outside unlocks outside lever and retracts latchbolt
- Rotating inside thumbturn unlocks outside lever; turning inside lever retracts latchbolt and unlocks outside lever
- Inside lever always free for immediate egress

Caution: Outside lever remains inoperative until thumbturn is returned to vertical or unlocked by key.

Note: Hospital latch and ligature-resistant trims not available with Vandlgard option.

SINGLE CYLINDER NON-DEADBOLT

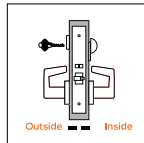
SCHLAGE

ANSI

L/LV9056

L/LV9056 with XL13-439

Entrance/office lock with automatic unlocking



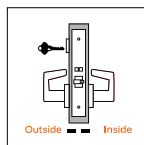
- Key cylinder outside; thumbturn inside; latchbolt and deadlocking auxiliary latch
- Latchbolt retracted by lever (or knob) from either side
- Outside lever is made inoperative by key outside or by turning inside thumbturn; Vandlgard® option allows outside lever to rotate freely down while locked
- Key outside unlocks outside lever and retracts latchbolt; XL13-439 option also allows key override of thumbturn if being held in locked position
- Rotating inside thumbturn unlocks outside lever; turning inside lever retracts latchbolt and unlocks outside lever; closing door also unlocks preventing lock-out
- Inside lever always free for immediate egress

Note: Ligature-resistant trims not available with Vandlgard option.

To order with key override, specify function and note XL13-439 as a special option.

L/LV9070

Classroom lock, exterior lockdown only



- Key cylinder outside with lever (or knob); lever only-inside; latchbolt and deadlocking auxiliary latch
- Latchbolt retracted by lever (or knob) from either side
- Outside lever is made inoperative by key outside; Vandlgard® option allows outside lever to rotate freely down while locked
- Key outside unlocks outside lever and retracts latchbolt
- Inside lever always free for immediate egress

Note: Outside lever remains inoperative until unlocked by key.

Note: Hospital latch and ligature-resistant trims not available with Vandlgard option.

See page 146 for more information on trim and Vandlgard® options.

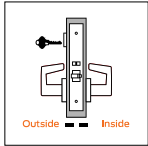
SINGLE CYLINDER NON-DEADBOLT

SCHLAGE

ANSI

L/LV9076

F06



Classroom holdback lock, exterior lockdown only



- Key cylinder outside with lever (or knob); lever only inside; latchbolt and deadlocking auxiliary latch
- Latchbolt retracted by lever (or knob) from either side
- Outside lever is made inoperative by key outside; Vandlgard® option allows outside lever to rotate freely down while locked
- Key outside unlocks outside lever and retracts latchbolt
- Rotate inside lever while turning key 360° to activate retracted latch holdback feature; to deactivate, reverse key rotation 360°
- Inside lever always free for immediate egress

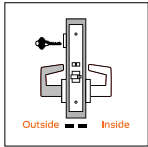
Note: Outside lever remains inoperative until unlocked by key.

Note: Locks with holdback feature are not UL listed. Installation should be in accordance with existing codes only.

Note: Ligature-resistant trims not available with Vandlgard option.

L/LV9080

F07



Storeroom lock

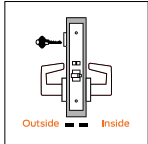


- Key cylinder outside with lever (or knob); lever only inside; latchbolt and deadlocking auxiliary latch
- Outside lever (or knob) always fixed; latchbolt retracted by inside lever; Vandlgard® option allows outside lever to rotate freely down while locked
- Key outside retracts latchbolt. Inside lever always free for immediate egress

Note: Hospital latch and ligature-resistant trims not available with Vandlgard option.

L/LV9081

Accessible storeroom lock



- Key cylinder outside with lever (or knob); lever only inside; latchbolt and deadlocking auxiliary latch
- Latchbolt retracted by lever (or knob) from either side
- Outside lever is made inoperative by key outside; Vandlgard® option allows outside lever to rotate freely down while locked
- Key outside inserted and turned 280° unlocks allowing outside lever to retract latchbolt
- Inside lever always free for immediate egress

When ordering, specify door handing.

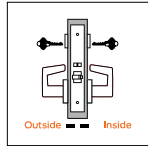
DOUBLE CYLINDER NON-DEADBOLT

SCHLAGE

ANSI

L/LV9060

F09



Apartment entrance lock



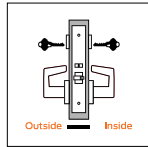
- Key cylinder both sides; latchbolt and deadlocking auxiliary latch
- Latchbolt retracted by lever (or knob) from either side
- Outside lever is made inoperative by key inside; Vandlgard® option allows outside lever to rotate freely down while locked
- Key outside retracts latchbolt but cannot lock or unlock outside lever
- Rotating inside lever retracts latchbolt; key inside retracts latchbolt and unlocks outside lever
- Inside lever always free for immediate egress

Note: Outside lever remains inoperative until unlocked by key inside.

Note: Hospital latch and ligature-resistant trims not available with Vandlgard option.

L9066 with XL11-897

Store lock



- Key cylinder both sides; latchbolt and deadlocking auxiliary latch
- Latchbolt retracted by lever (or knob) from either side
- Both levers are made inoperative by key from either side
- Key use on either side unlocks both levers and retracts latchbolt

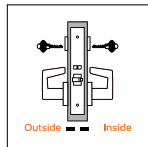
Caution: Double cylinder locks on any door, in any structure which is used for egress are a life safety hazard in times of emergency and their use is not recommended. Installation should be in accordance with existing codes only.

Note: Ligature-resistant trims not available with Vandlgard option.

To order, specify function and note XL11-897 as a special option.

L/LV9071

F32



Classroom security lock, interior/exterior lockdown



- Key cylinder both sides; latchbolt and deadlocking auxiliary latch
- Latchbolt retracted by lever (or knob) from either side
- Outside lever is made inoperative by key from either side; Vandlgard® option allows outside lever to rotate freely down while locked
- Rotating inside lever retracts latchbolt; key on either side unlocks outside lever and retracts latchbolt
- Inside lever always free for immediate egress

Note: Outside lever remains inoperative until unlocked by key.

Note: Ligature-resistant trims not available with Vandlgard option.

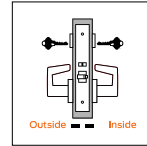
DOUBLE CYLINDER NON-DEADBOLT

SCHLAGE

ANSI

L/LV9077

-



Classroom security holdback lock, interior/exterior lockdown



- Key cylinder both sides; latchbolt and deadlocking auxiliary latch
- Latchbolt retracted by lever (or knob) from either side
- Outside lever is made inoperative by key from either side; Vandlgard® option allows outside lever to rotate freely down while locked
- Key outside retracts latchbolt but cannot unlock outside lever
- Rotating inside lever retracts latchbolt; key inside retracts latchbolt and unlocks outside lever
- Rotate inside lever while turning key 360° to activate retracted latch holdback feature; to deactivate, reverse key rotation 360°
- Inside lever always free for immediate egress

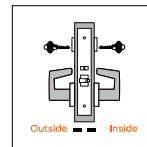
Note: Outside lever remains inoperative until unlocked by key inside.

Note: Locks with holdback feature are not UL listed. Installation should be in accordance with existing codes only.

Note: Ligature-resistant trims not available with Vandlgard option.

L/LV9082

F30



Institution lock



- Key cylinder both sides; latchbolt and deadlocking auxiliary latch
- Both levers (or knobs) always fixed; Vandlgard® option allows both levers to rotate freely down while locked
- Key on either side retracts latchbolt

Caution: Double cylinder locks on any door, in any structure which is used for egress are a life safety hazard in times of emergency and their use is not recommended. Installation should be in accordance with existing codes only.

Note: Hospital latch and ligature-resistant trims not available with Vandlgard option.

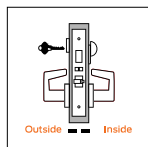
See page 146 for more information on trim and Vandlgard® options.

SINGLE CYLINDER DEADBOLT

SCHLAGE ANSI

L/LV9453

F20



Entrance/office lock with deadbolt



- Key cylinder outside; thumbturn inside; deadbolt, latchbolt and deadlocking auxiliary latch
- Latchbolt retracted by lever (or knob) from either side
- Outside lever is made inoperative when deadbolt is thrown by key outside; rotating thumbturn 20° locks outside lever only; rotating thumbturn 90° also throws deadbolt; Vandgard® option allows outside lever to rotate freely down while locked
- Key outside retracts deadbolt and latchbolt, however, outside lever remains locked
- Rotating inside lever retracts deadbolt and latchbolt; outside lever unlocked when thumbturn is returned to vertical position
- Inside lever always free for immediate egress

Caution: Egress without fully rotating the thumbturn to vertical position can result in lock-out situations.

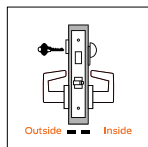
Note: Hospital latch and ligature-resistant trims not available with Vandgard option.

L/LV9456

F13

L/LV9456 with XL13-439

Corridor lock with deadbolt



- Key cylinder outside; thumbturn inside; deadbolt and latchbolt
- Latchbolt retracted by lever (or knob) from either side
- Outside lever is made inoperative when deadbolt is thrown by key outside or by inside thumbturn; Vandgard® option allows outside lever to rotate freely down while locked
- Key outside retracts deadbolt and unlocks outside lever; XL13-439 option allows key to retract deadbolt overriding thumbturn if being held in locked position
- Rotating inside lever retracts both deadbolt and latchbolt and unlocks outside lever
- Inside lever always free for immediate egress

Note: Hospital latch and ligature-resistant trims not available with Vandgard option.

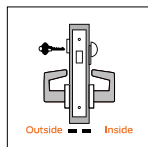
To order with key override, specify function and note XL13-439 as a special option.

SINGLE CYLINDER DEADBOLT

SCHLAGE ANSI

L9460 with XL11-635

Cylinder x thumbturn deadbolt with fixed levers

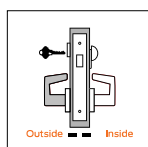


- Key cylinder outside; thumbturn inside; deadbolt only. Both levers (or knobs) always fixed
- Deadbolt thrown or retracted by key outside or by inside thumbturn

To order, specify function and note XL11-635 as a special option.

L9460 with XL11-886

Cylinder x thumbturn deadbolt with inside active lever



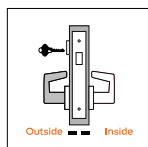
- Key cylinder outside; thumbturn inside; deadbolt only
- Outside lever (or knob) always fixed; inside lever always active
- Deadbolt thrown or retracted by key outside or by inside thumbturn
- Rotating inside lever retracts deadbolt. Inside lever always free for immediate egress

To order, specify function and note XL11-886 as a special option.

L9464 with XL11-886

F18

Single cylinder deadbolt with inside active lever



- Key cylinder outside with lever (or knob); lever only inside; deadbolt only
- Outside lever (or knob) always fixed; inside lever always active
- Deadbolt thrown or retracted by key outside
- Rotating inside lever retracts deadbolt
- Inside lever always free for immediate egress

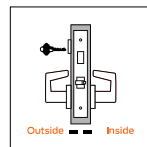
To order, specify function and note XL11-886 as a special option.

SINGLE CYLINDER DEADBOLT

SCHLAGE ANSI

L9465

Closet/storeroom lock



- Key cylinder outside with lever (or knob); lever only inside; deadbolt and latchbolt
- Latchbolt retracted by lever (or knob) from either side at all times
- Deadbolt thrown or retracted by key outside

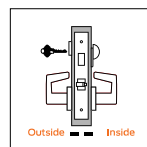
Caution: Deadbolt locks with outside key retraction only can result in situations where occupants can be locked in.

Note: Hospital latch and ligature-resistant trims not available with Vandgard option.

L9473

F21

Dormitory/bedroom lock



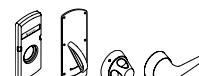
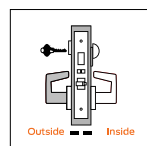
- Key cylinder outside; thumbturn inside; deadbolt and latchbolt
- Latchbolt retracted by lever (or knob) from either side at all times
- Deadbolt thrown or retracted by key outside or by inside thumbturn

Note: Hospital latch and ligature-resistant trims not available with Vandgard option.

L/LV9480

L/LV9480 with XL13-439

Storeroom lock with deadbolt



- Key cylinder outside; thumbturn inside; deadbolt, latchbolt and deadlocking auxiliary latch
- Outside lever (or knob) always fixed; latchbolt retracted by inside lever; Vandgard® option allows outside lever to rotate freely down while locked
- Deadbolt thrown or retracted by key outside or by inside thumbturn
- Key outside retracts deadbolt and latchbolt, however, outside lever remains locked; XL13-439 option allows key to retract deadbolt and latchbolt overriding thumbturn if being held in locked position
- Rotating inside lever retracts both deadbolt and latchbolt
- Inside lever always free for immediate egress

Note: Ligature-resistant trims not available with Vandgard option.

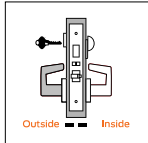
To order with key override, specify function and note XL13-439 as a special option.

See page 146 for more information on trim and Vandgard® options.

SINGLE CYLINDER DEADBOLT

SCHLAGE ANSI

L/LV9485 L/LV9485 with XL13-439



Faculty restroom/hotel lock with deadbolt



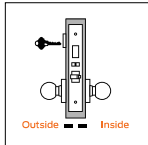
- Key cylinder outside; thumbturn inside; deadbolt, latchbolt and deadlocking auxiliary latch
- Outside lever (or knob) always fixed; latchbolt retracted by inside lever; Vandlgard® option allows outside lever to rotate freely down while locked
- Deadbolt thrown or retracted by rotating inside thumbturn
- Key outside retracts latchbolt but does not retract deadbolt unless using an emergency key (sold separately); XL13-439 option allows emergency key to retract deadbolt and latchbolt overriding thumbturn if being held in locked position
- Rotating inside lever retracts both deadbolt and latchbolt
- Inside lever always free for immediate egress

Note: Not available in SFIC or Everest SL formats.

Note: Hospital latch and ligature-resistant trims not available with Vandlgard option.

To order with key override, specify function and note XL13-439 as a special option.

L9485 with XL11-557



Prison function lock

- Key cylinder outside with knob; knob only-inside; deadbolt, latchbolt and deadlocking auxiliary latch
- Outside knob always free spinning; latchbolt retracted by inside knob
- Inside knob is made inoperative (fixed) when deadbolt is thrown by guard key outside
- Guard key outside retracts deadbolt and unlocks inside knob; in unlocked state use of prisoner's key outside retracts latchbolt only

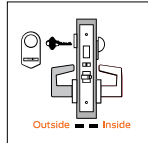
Note: Available with knobs in rose or L escutcheon trim only. Tamper-resistant Torx® screws standard.

To order, specify function and note XL11-557 as a special option.

SINGLE CYLINDER DEADBOLT

SCHLAGE ANSI

L/LV9486 L/LV9486 with XL13-439



Faculty restroom/hotel lock with chevron indicator



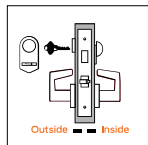
- Key cylinder outside; thumbturn inside; deadbolt, latchbolt and deadlocking auxiliary latch
- Outside lever (or knob) always fixed; latchbolt retracted by inside lever; Vandlgard® option allows outside lever to rotate freely down while locked
- Deadbolt thrown or retracted by rotating inside thumbturn, when thrown-indicator message changes from blank to "DO NOT DISTURB"
- Key outside retracts latchbolt but does not retract deadbolt unless using an emergency key (sold separately); XL13-439 option allows emergency key to retract deadbolt and latchbolt overriding thumbturn if being held in locked position
- Rotating inside lever retracts both deadbolt and latchbolt
- Inside lever always free for immediate egress

Note: Not available in SFIC or Everest SL formats; hospital latch trim not available with Vandlgard option.

To order with key override, specify function and note XL13-439 as a special option.

Available with A, B, or C roses only; to order chevron indicator with "OCCUPIED" message, specify L583-375.

L/LV9496 L/LV9496 with XL13-439



Corridor lock with chevron indicator

- Key cylinder outside; thumbturn inside; deadbolt and latchbolt
- Latchbolt retracted by lever (or knob) from either side
- Outside lever is made inoperative when deadbolt is thrown by key outside or by inside thumbturn, when thrown-indicator message changes from blank to "OCCUPIED"; Vandlgard® option allows outside lever to rotate freely down while locked
- Key outside retracts deadbolt and unlocks outside lever; XL13-439 option allows key to retract deadbolt overriding thumbturn if being held in locked position
- Rotating inside lever retracts both deadbolt and latchbolt and unlocks outside lever
- Inside lever always free for immediate egress

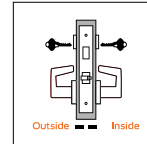
Note: Available in rose trim only. To order with key override, specify function and note XL13-439 as a special option.

DOUBLE CYLINDER DEADBOLT

SCHLAGE ANSI

L/LV9457

F33



Classroom security lock with deadbolt

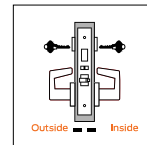


- Key cylinder both sides; deadbolt and latchbolt
- Latchbolt retracted by lever (or knob) from either side
- Outside lever is made inoperative when deadbolt is thrown by key from either side; Vandlgard® option allows outside lever to rotate freely down while locked
- Key either side retracts both latchbolt and deadbolt and unlocks outside lever
- Rotating inside lever retracts both deadbolt and latchbolt and unlocks outside lever
- Inside lever always free for immediate egress

Note: Ligature-resistant trims not available with Vandlgard option.

L/LV9458

F34



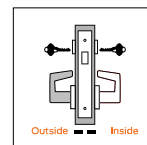
Classroom security lock with deadbolt and auxiliary latch



- Key cylinder both sides; deadbolt, latchbolt and deadlocking auxiliary latch
- Latchbolt retracted by lever (or knob) from either side
- Outside lever is made inoperative when deadbolt is thrown by key from either side; Vandlgard® option allows outside lever to rotate freely down while locked
- Key either side retracts both latchbolt and deadbolt and unlocks outside lever
- Rotating inside lever retracts both deadbolt and latchbolt and unlocks outside lever
- Inside lever always free for immediate egress

Note: Ligature-resistant trims not available with Vandlgard option.

L9462 with XL11-886



Double cylinder lock with active inside lever

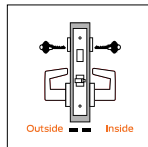


- Key cylinder both sides; deadbolt only
- Outside lever (or knob) always fixed; inside lever always active
- Deadbolt thrown or retracted by key from either side
- Rotating inside lever retracts deadbolt
- Inside lever always free for immediate egress.

To order, specify function and note XL11-886 as a special option.

DOUBLE CYLINDER DEADBOLT

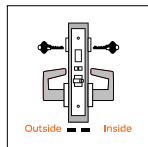
SCHLAGE ANSI

L9466
F14
Utility room/storeroom lock


- Key cylinder both sides; deadbolt and latchbolt
- Latchbolt retracted by lever (or knob) from either side
- Deadbolt thrown or retracted by key from either side

Caution: Double cylinder locks on any door, in any structure which is used for egress are a life safety hazard in times of emergency and their use is not recommended. Installation should be in accordance with existing codes only.

Note: Hospital latch and ligature-resistant trims not available with Vandigard option.

L/LV9482 with XL11-543
Institutional lock with deadbolt


- Key cylinder both sides; deadbolt, latchbolt and deadlocking auxiliary latch
- Both levers always fixed; Vandigard® option allows both levers to rotate freely down while locked
- Deadbolt thrown or retracted by key from either side
- Key on either side retracts both deadbolt and latchbolt

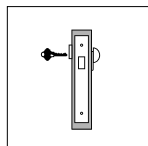

Caution: Double cylinder locks on any door, in any structure which is used for egress are a life safety hazard in times of emergency and their use is not recommended. Installation should be in accordance with existing codes only.

To order, specify function and note XL11-543 as a special option.

MORTISE DEADBOLT

SCHLAGE

ANSI

L9460
F17
Cylinder x thumbturn mortise deadbolt

L460
E06071
Cylinder x thumbturn small case mortise deadbolt


- Key cylinder only, no lever (or knob) outside; thumbturn only, no lever inside; deadbolt only
- Deadbolt thrown or retracted by key outside or by inside thumbturn

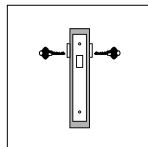
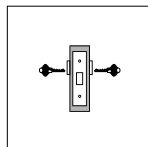
Note: L9000 mortise deadbolts available in L escutcheon or sectional trim only.

Note: L400 small case not available with escutcheon trim.

MORTISE DEADBOLT

SCHLAGE

ANSI



L9462
F16
Double cylinder mortise deadbolt

L462
E06061
Double cylinder small case mortise deadbolt


- Key cylinder both sides, no levers (or knobs); deadbolt only
- Deadbolt thrown or retracted by key from either side

Caution: Double cylinder locks on any door, in any structure which is used for egress are a life safety hazard in times of emergency and their use is not recommended. Installation should be in accordance with existing codes only.

Note: L9000 mortise deadbolts available in L escutcheon or sectional trim only.

Note: L400 small case not available with escutcheon trim.

L9463
F29
Cylinder x cylinder thumbturn mortise deadbolt

L463
E06091
Cylinder x cylinder thumbturn small case mortise deadbolt


- Key cylinder only, no lever (or knob) outside; cylinder thumbturn only, no lever inside; deadbolt only
- Deadbolt thrown or retracted by key outside
- Rotating inside thumbturn retracts deadbolt but cannot project it

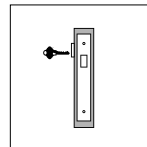

Note: L9000 mortise deadbolts available in L escutcheon or sectional trim only.

Note: L400 small case not available with escutcheon trim.

MORTISE DEADBOLT

SCHLAGE


ANSI

L9464
F18
Cylinder only mortise deadbolt

L464
E06081
Cylinder only small case mortise deadbolt


- Key cylinder only, no lever (or knob) outside; no interior trim; deadbolt only
- Deadbolt thrown or retracted by key

Note: L9000 mortise deadbolts available in L escutcheon or sectional trim only.

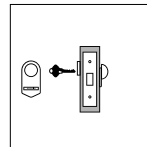
Note: L400 small case not available with escutcheon trim.

L480
Thumbturn only small case mortise deadbolt


- No outside trim; thumbturn only, no lever inside; deadbolt only
- Deadbolt thrown or retracted by rotating inside thumbturn

Note: When ordered with indicator, the indicator is applied to the thumbturn side.

Note: L400 small case not available with escutcheon trim.

L496
Cylinder x thumbturn small case mortise deadbolt with chevron indicator


- Key cylinder only, no lever (or knob) outside; thumbturn only, no lever inside; deadbolt only
- Deadbolt thrown or retracted by key outside or by inside thumbturn, when thrown-indicator message changes from blank to "OCCUPIED"

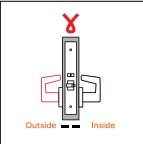
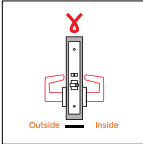
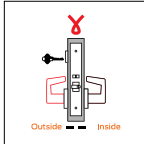
See page 146 for more information on trim and Vandigard® options.

All locks feature automatic detection and operation with 12 or 24V DC, and a case-mounted switch that allows customer selection of EL (fail safe - power failure allows either knob/lever to retract latchbolt and/or deadbolt) or EU (fail secure - power failure locks outside knob/lever or both knobs/levers). Please specify lock function as EL or EU for default switch position.

Locks also come standard with Allegion Connect Molex connector with 3" lead and CON-6W. Allegion Connect is a Molex connector system that allows rapid installation of locks when used with Allegion Connect Harnesses (see page 230) and Allegion Connect Hinges (see Ives price book). Indicators are not allowed on electrified locks. For more information speak with your sales representative. The Molex connector can also be cut off so that the lock can be installed with traditional splicing. UL 294 Access Control Performance Levels: Destructive Attack, Level 1; Line Security, Level 1; Standby Power, Level 1; Endurance, Level IV (with DM, or LX, Endurance, Level I).

Available options for electrified functions:

- Request-to-Exit (RX)
- Latchbolt monitor (LX)
- Door position sensor (DPS) (non-deadbolt models only)
- Deadbolt monitor (DM) (standard on electrified deadbolt models)
- Vandlgard versions only available with RX option

NON-KEYED ELECTRIFIED		NON-KEYED ELECTRIFIED		KEYED NON-DEADBOLT ELECTRIFIED	
SCHLAGE	ANSI	SCHLAGE	ANSI	SCHLAGE	ANSI
L/LV9090EL/EU -  Electrically locking/unlocking outside lever, no cylinder		L/LV9091EL/EU -  Electrically locking/unlocking both levers, no cylinder		L/LV9092EL/EU -  Electrically locking/unlocking outside lever, outside cylinder	
<ul style="list-style-type: none"> ▪ Levers (or knobs) only both sides; latchbolt and deadlocking auxiliary latch ▪ Powered state: outside lever (or knob) continuously locked (EL mode) or unlocked (EU mode); Vandlgard® option allows outside lever to rotate freely down while locked ▪ When power is removed (or power fails): in EL mode either lever will retract latchbolt; in EU mode outside lever is locked ▪ Inside lever always free for immediate egress <p>Note: Auto detects 12 or 24V DC.</p> <p>Note: Ligature-resistant trims not available with Vandlgard option.</p> <p>Ordering: Case-mounted switch allows field selectable EL/EU setting however, when ordering, please specify EL or EU.</p>		<ul style="list-style-type: none"> ▪ Levers (or knobs) only both sides; latchbolt and deadlocking auxiliary latch ▪ Powered state: both levers (or knobs) continuously locked (EL mode) or unlocked (EU mode); Vandlgard® option allows both levers to rotate freely down while locked ▪ When power is removed (or power fails): in EL mode either lever will retract latchbolt; in EU mode both levers are locked <p>Note: Auto detects 12 or 24V DC.</p> <p>Note: Ligature-resistant trims not available with Vandlgard option.</p> <p>Ordering: Case-mounted switch allows field selectable EL/EU setting however, when ordering, please specify EL or EU.</p>		<ul style="list-style-type: none"> ▪ Key cylinder outside with lever (or knob); lever only inside; latchbolt and deadlocking auxiliary latch ▪ Powered state: outside lever (or knob) continuously locked (EL mode) or unlocked (EU mode); Vandlgard® option allows outside lever to rotate freely down while locked ▪ Key outside retracts latchbolt but cannot change the normal locked or unlocked state of outside lever ▪ When power is removed (or power fails): in EL mode either lever will retract latchbolt; in EU mode outside lever is locked ▪ Inside lever always free for immediate egress <p>Note: Auto detects 12 or 24V DC.</p> <p>Note: Hospital latch and ligature-resistant trims not available with Vandlgard option.</p> <p>Ordering: Case-mounted switch allows field selectable EL/EU setting however, when ordering, please specify EL or EU.</p>	

See page 146 for more information on trim and Vandlgard® options.



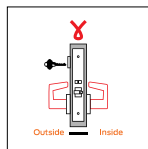
KEYED NON-DEADBOLT ELECTRIFIED

SCHLAGE

ANSI

L/LV9093EL/EU

-



Electrically locking/unlocking both levers, outside cylinder



- Key cylinder outside with lever (or knob); lever only inside; latchbolt and deadlocking auxiliary latch
- Powered state: both levers (or knobs) continuously locked (EL mode) or unlocked (EU mode); Vandlgard® option allows both levers to rotate freely down while locked
- Key outside retracts latchbolt but cannot change the normal locked or unlocked state of either lever
- When power is removed (or power fails): in EL mode either lever will retract latchbolt; in EU mode both levers are locked

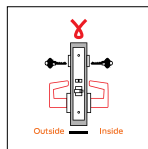
Note: Auto detects 12 or 24V DC.

Note: Ligature-resistant trims not available with Vandlgard option.

Ordering: Case-mounted switch allows field selectable EL/EU setting however, when ordering, please specify EL or EU.

L/LV9095EL/EU

-



Electrically locking/unlocking both levers, double cylinder



- Key cylinder both sides; latchbolt and deadlocking auxiliary latch
- Powered state: both levers (or knobs) continuously locked (EL mode) or unlocked (EU mode); Vandlgard® option allows both levers to rotate freely down while locked
- Key on either side retracts latchbolt but cannot change the normal locked or unlocked state of either lever
- When power is removed (or power fails): in EL mode either lever will retract latchbolt; in EU mode both levers are locked

Note: Auto detects 12 or 24V DC.

Note: Hospital latch and ligature-resistant trims not available with Vandlgard option.

Ordering: Case-mounted switch allows field selectable EL/EU setting however, when ordering, please specify EL or EU.

DEADBOLT ELECTRIFIED

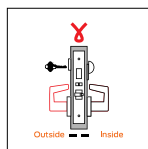
SCHLAGE

ANSI

L/LV9492EL/EU

-

L/LV9492EL/EU with XL13-439



Electrically locking/unlocking outside lever, outside cylinder, inside thumbturn with deadbolt



- Key cylinder outside; thumbturn inside; deadbolt, latchbolt and deadlocking auxiliary latch
- Powered state: outside lever (or knob) continuously locked (EL mode) or unlocked (EU mode); Vandlgard® option allows outside lever to rotate freely down while locked
- Deadbolt thrown or retracted by key outside or by inside thumbturn; XL13-439 option allows key to retract deadbolt overriding thumbturn if being held in locked position
- When power is removed (or power fails): in EL mode either lever will retract latchbolt; in EU mode outside lever is locked; deadbolt projection is independent of electrically locked or unlocked state of outside lever
- Rotating inside lever retracts both deadbolt and latchbolt
- Inside lever always free for immediate egress

Note: Auto detects 12 or 24V DC; supplied deadbolt monitor allows option to prevent ingress with card use when deadbolt is thrown.

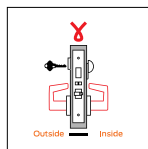
Note: Ligature-resistant trims not available with Vandlgard option.

Ordering: Case-mounted switch allows field selectable EL/EU setting however, when ordering, please specify EL or EU.

L/LV9493EL/EU

-

L/LV9493EL/EU with XL13-439



Electrically locking/unlocking both levers, outside cylinder, inside thumbturn with deadbolt



- Key cylinder outside; thumbturn inside; deadbolt, latchbolt and deadlocking auxiliary latch
- Powered state: both levers (or knobs) continuously locked (EL mode) or unlocked (EU mode); Vandlgard® option allows both levers to rotate freely down while locked
- Deadbolt thrown or retracted by key outside or by inside thumbturn; XL13-439 option allows key to retract deadbolt overriding thumbturn if being held in locked position
- When power is removed (or power fails): in EL mode either lever will retract latchbolt; in EU mode both levers are locked; deadbolt projection is independent of electrically locked or unlocked state of either lever
- When unlocked, rotating inside lever retracts both deadbolt and latchbolt

Note: Auto detects 12 or 24V DC; supplied deadbolt monitor allows option to prevent ingress with card use when deadbolt is thrown.

Note: Ligature-resistant trims not available with Vandlgard option.

Ordering: Case-mounted switch allows field selectable EL/EU setting however, when ordering, please specify EL or EU.

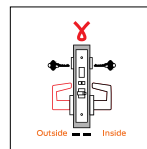
DEADBOLT ELECTRIFIED

SCHLAGE

ANSI

L/LV9494EL/EU

-



Electrically locking/unlocking outside lever, double cylinder with deadbolt



- Key cylinder both sides; deadbolt, latchbolt and deadlocking auxiliary latch
- Powered state: outside lever (or knob) continuously locked (EL mode) or unlocked (EU mode); Vandlgard® option allows outside lever to rotate freely down while locked
- Deadbolt thrown or retracted by key from either side
- When power is removed (or power fails): in EL mode either lever will retract latchbolt; in EU mode outside lever is locked; deadbolt projection is independent of electrically locked or unlocked state of outside lever
- Rotating inside lever retracts both deadbolt and latchbolt
- Inside lever always free for immediate egress

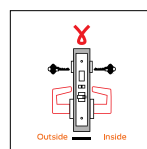
Note: Auto detects 12 or 24V DC; supplied deadbolt monitor allows option to prevent ingress with card use when deadbolt is thrown.

Note: Ligature-resistant trims not available with Vandlgard option.

Ordering: Case-mounted switch allows field selectable EL/EU setting however, when ordering, please specify EL or EU.

L/LV9495EL/EU

-



Electrically locking/unlocking both levers, double cylinder with deadbolt



- Key cylinder both sides; deadbolt, latchbolt and deadlocking auxiliary latch
- Powered state: both levers (or knobs) continuously locked (EL mode) or unlocked (EU mode); Vandlgard® option allows both levers to rotate freely down while locked
- Deadbolt thrown or retracted by key from either side
- When power is removed (or power fails): in EL mode either lever will retract latchbolt; in EU mode both levers are locked; deadbolt projection is independent of electrically locked or unlocked state of either lever
- When unlocked, rotating inside lever retracts both deadbolt and latchbolt

Note: Auto detects 12 or 24V DC; supplied deadbolt monitor allows option to prevent ingress with card use when deadbolt is thrown.

Note: Ligature-resistant trims not available with Vandlgard option.

Ordering: Case-mounted switch allows field selectable EL/EU setting however, when ordering, please specify EL or EU.

See page 146 for more information on trim and Vandlgard® options.

LM9300 multipoint lock

For use only with Multipoint Lock Tornado, Tornado Shutter, Hurricane, or Security solution.

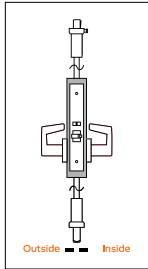
- **Solution requires door and rod set sold through Steelcraft. Please contact your local sales representative for more details.**
- To purchase rods, please contact Steelcraft Technical Support.
- Specify handing on order (LM9300 handing not field reversible).
- Available only for 1-3/4" door thickness.

3 POINT LATCHING

SCHLAGE

ANSI

LM9310



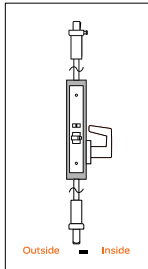
3-point passage latch

- Levers (or knobs) only-both sides; 3-point latch and deadlocking auxiliary latch
- Latchbolts retracted by lever from either side at all times
- Inside lever always free for immediate egress

Note: Requires door and rod set sold through Steelcraft.

When ordering, specify door handing.

LM9325



3-point exit or communicating lock

- No outside trim; lever (or knob) only-inside; 3-point latch and deadlocking auxiliary latch
- Latchbolts retracted by lever from inside only
- Inside lever always free for immediate egress

Note: Requires door and rod set sold through Steelcraft.

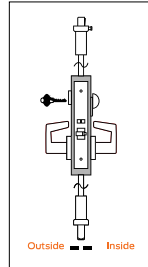
When ordering, specify door handing.

3 POINT LATCHING

SCHLAGE

ANSI

LM/LMV9350



3-point entrance/office lock

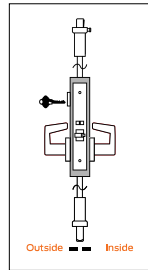
- Key cylinder outside; thumbturn inside; 3-point latch and deadlocking auxiliary latch
- Latchbolts retracted by lever (or knob) from either side
- Outside lever is made inoperative by key outside or by turning inside thumbturn; Vandlgard® option allows outside lever to rotate freely down while locked
- Key outside unlocks and enables outside lever to retract all three latches
- Rotating inside lever retracts latchbolts; outside lever unlocked when thumbturn is returned to vertical position
- Inside lever always free for immediate egress

Caution: Outside lever remains inoperative until thumbturn is returned to vertical or unlocked by key.

Note: Requires door and rod set sold through Steelcraft.

When ordering, specify door handing.

LM/LMV9370



3-point classroom lock, exterior lockdown only

- Key cylinder outside with lever (or knob); lever only-inside; 3-point latch and deadlocking auxiliary latch
- Latchbolts retracted by lever from either side
- Outside lever is made inoperative by key outside; Vandlgard® option allows outside lever to rotate freely down while locked
- Key outside unlocks and enables outside lever to retract all three latches
- Inside lever always free for immediate egress

Note: Outside lever remains inoperative until unlocked by key.

Note: Requires door and rod set sold through Steelcraft.

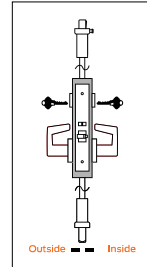
When ordering, specify door handing.

3 POINT LATCHING

SCHLAGE

ANSI

LM/LMV9371



3-point classroom security lock, interior/exterior lockdown

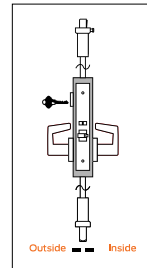
- Key cylinder both sides; 3-point latch and deadlocking auxiliary latch
- Latchbolts retracted by lever (or knob) from either side
- Outside lever is made inoperative by key either side; Vandlgard® option allows outside lever to rotate freely down while locked
- Key on either side unlocks and enables outside lever to retract all three latches
- Inside lever always free for immediate egress

Note: Outside lever remains inoperative until unlocked by key.

Note: Requires door and rod set sold through Steelcraft.

When ordering, specify door handing.

LM/LMV9380



3-point storeroom lock

3-point storeroom lock

- Key cylinder outside with lever (or knob); lever only-inside; 3-point latch and deadlocking auxiliary latch
- Outside lever normally locked; latchbolts retracted by inside lever; Vandlgard® option allows outside lever to rotate freely down while locked
- Key outside inserted and turned 280° unlocks, allowing outside lever to retract latches; removal of key returns door to locked state
- Inside lever always free for immediate egress

Note: Requires door and rod set sold through Steelcraft.

When ordering, specify door handing.

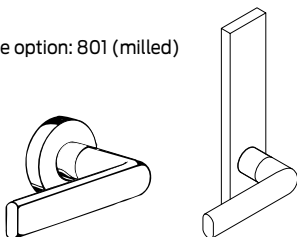
See page 146 for more information on trim and Vandlgard® options.

STANDARD LEVER DESIGNS (CAST OR FORGED)

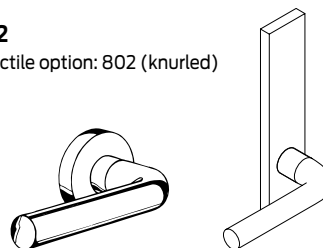
Jump to available finishes

01

Tactile option: 801 (milled)


02

Tactile option: 802 (knurled)



Available roses: A (shown), B, C

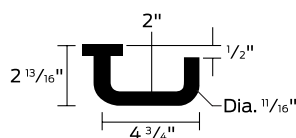
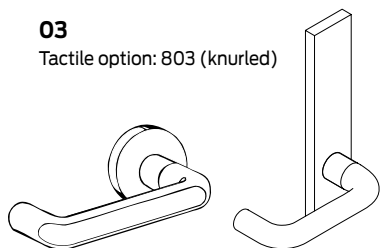
Available escutcheons: L (shown), N

Available roses: A (shown), B, C

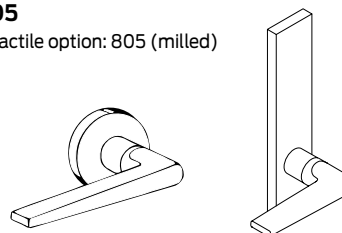
Available escutcheons: L (shown), N

03

Tactile option: 803 (knurled)


05

Tactile option: 805 (milled)



Available roses: A (shown), B, C

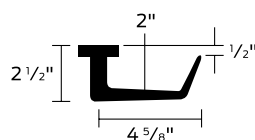
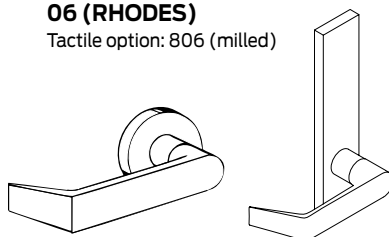
Available escutcheons: L (shown), N

Available roses: A (shown), B, C

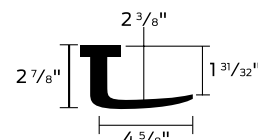
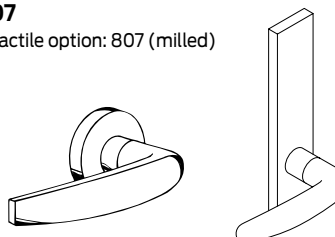
Available escutcheons: L (shown), N

06 (RHODES)

Tactile option: 806 (milled)


07

Tactile option: 807 (milled)



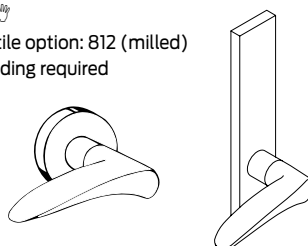
Available roses: A (shown), B, C

Available escutcheons: L (shown), N

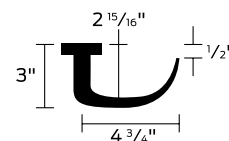
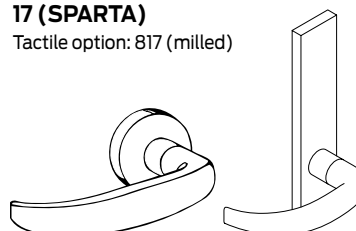
Available roses: A (shown), B, C

Available escutcheons: L (shown), N

12

Tactile option: 812 (milled)
Handing required

17 (SPARTA)

Tactile option: 817 (milled)



Available roses: A (shown), B, C

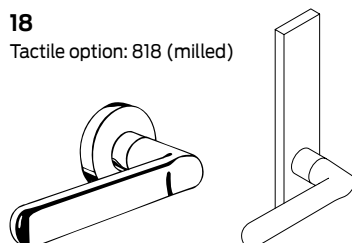
Available escutcheons: L (shown), N

Available roses: A (shown), B, C

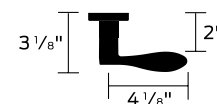
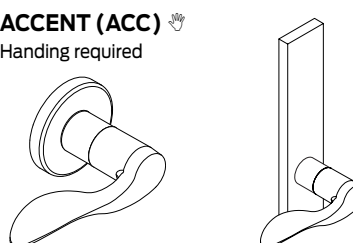
Available escutcheons: L (shown), N

18

Tactile option: 818 (milled)


ACCENT (ACC)

Handing required



Available roses: A (shown), B, C

Available escutcheons: L (shown), N

Available roses: A, B (shown), C

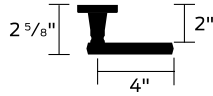
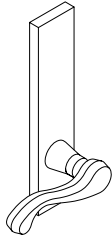
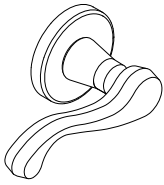
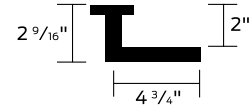
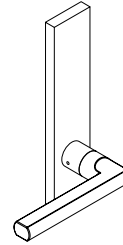
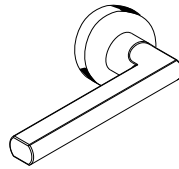
Available escutcheons: L (shown), N

STANDARD LEVER DESIGNS (CAST OR FORGED)



Jump to available finishes

ASTI (AST)

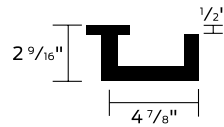
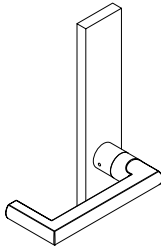
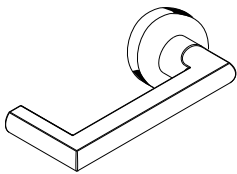
Handing required

LATITUDE (LAT)


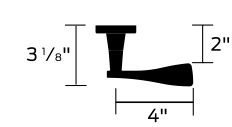
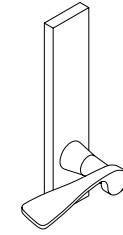
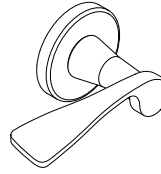
Available roses: A, AVA, B (shown), C

Available escutcheons: L (shown), N

Available roses: A (shown), B, C

Available escutcheons: L (shown), N

LONGITUDE (LON)

MERANO (MER)

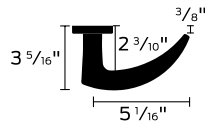
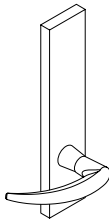
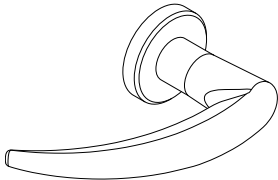
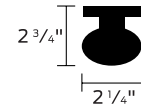
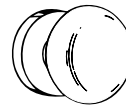
Handing required


Available roses: A (shown), B, C

Available escutcheons: L (shown), N

Available roses: A, B (shown), C, MER

Available escutcheons: L (shown), N

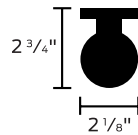
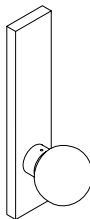
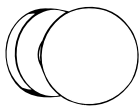
OMEGA (OME)

41


Available roses: A (shown), B, C

Available escutcheons: L (shown), N

Available roses: A (shown), B, C

Available escutcheons: L (shown), N

42


Available roses: A (shown), B, C

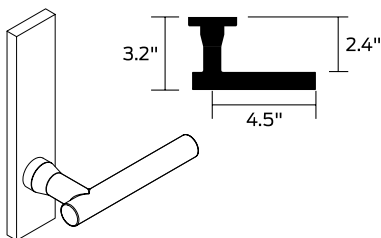
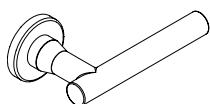
Available escutcheons: L (shown), N

M COLLECTION LEVER DESIGNS (CAST OR FORGED)

Jump to available finishes

M51

Tactile option: 851 (knurled)

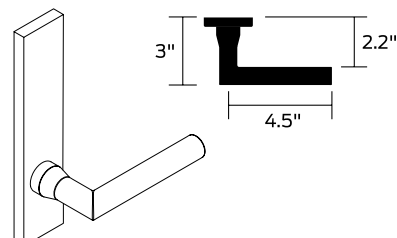
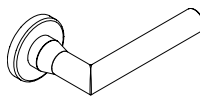


Available roses: A (shown), B, C

Available escutcheons: L (shown), N

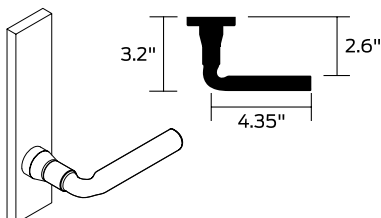
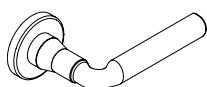
M52

Tactile option: 852 (knurled)



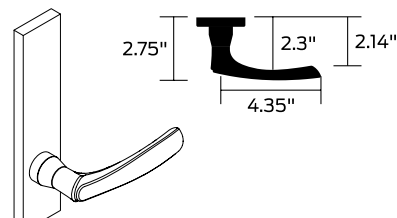
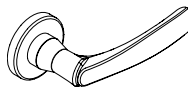
Available roses: A (shown), B, C

Available escutcheons: L (shown), N

M53


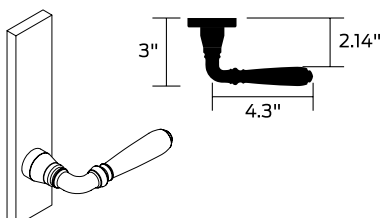
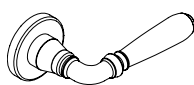
Available roses: A (shown), B, C

Available escutcheons: L (shown), N

M54


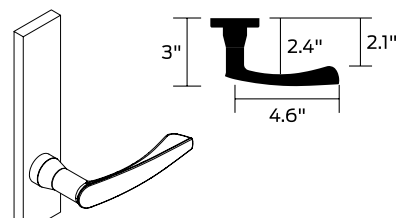
Available roses: A (shown), B, C

Available escutcheons: L (shown), N

M55


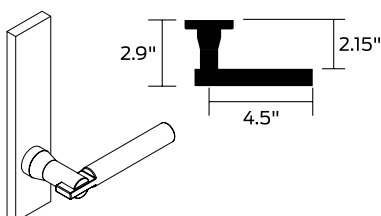
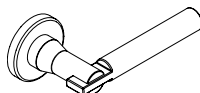
Available roses: A (shown), B, C

Available escutcheons: L (shown), N

M56


Available roses: A (shown), B, C

Available escutcheons: L (shown), N

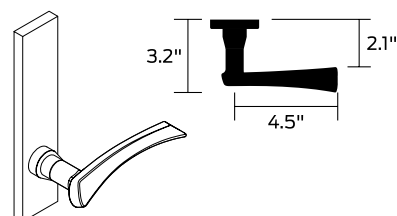
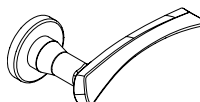
M57


Available roses: A (shown), B, C

Available escutcheons: L (shown), N

M61

Handing required

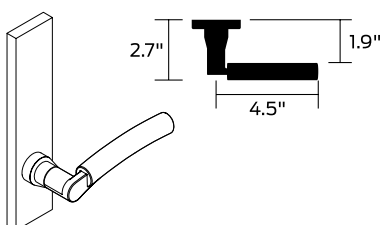
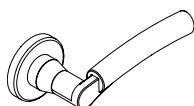


Available roses: A (shown), B, C

Available escutcheons: L (shown), N

M62

Handing required

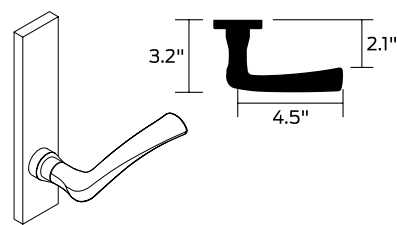
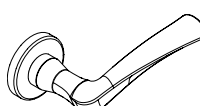


Available roses: A (shown), B, C

Available escutcheons: L (shown), N

M63

Handing required



Available roses: A, B (shown), C

Available escutcheons: L (shown), N

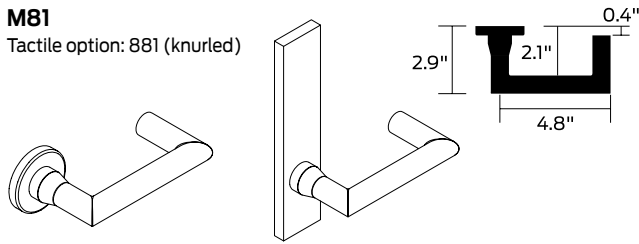
M COLLECTION LEVER DESIGNS (CAST OR FORGED)



Jump to available finishes

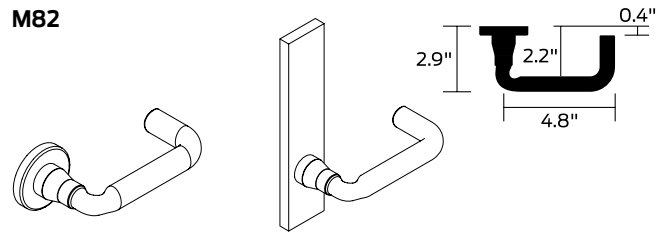
M81

Tactile option: 881 (knurled)



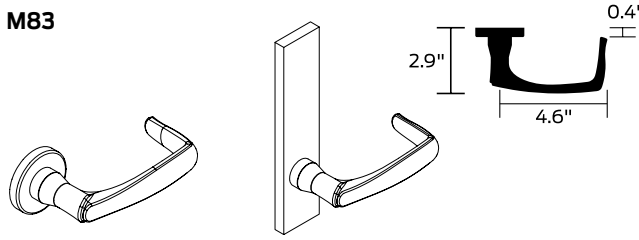
Available roses: A, AVA, B (shown), C

Available escutcheons: L (shown), N

M82


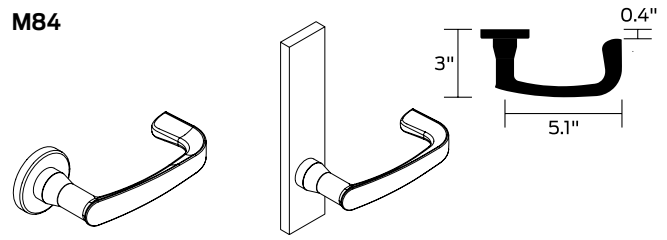
Available roses: A (shown), B, C

Available escutcheons: L (shown), N

M83


Available roses: A (shown), B, C

Available escutcheons: L (shown), N

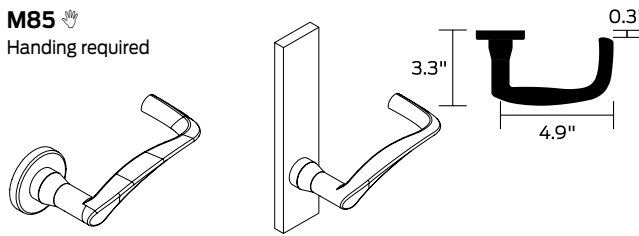
M84


Available roses: A, B (shown), C, MER

Available escutcheons: L (shown), N

M85

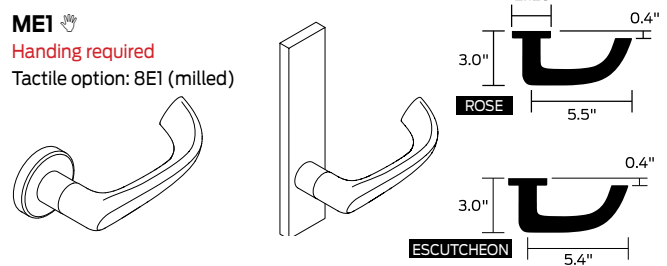
Handing required



Available roses: A (shown), B, C

Available escutcheons: L (shown), N

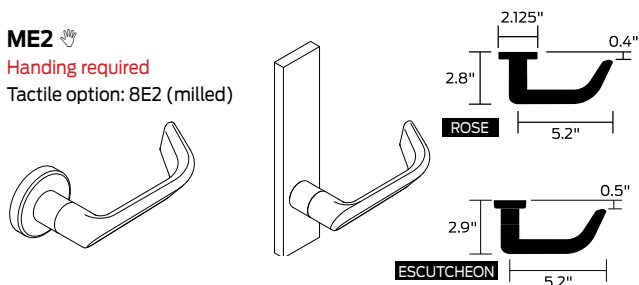
ME1

Handing required
Tactile option: 8E1 (milled)


Available roses: A (shown), B, C

Available escutcheons: L (shown), N

ME2

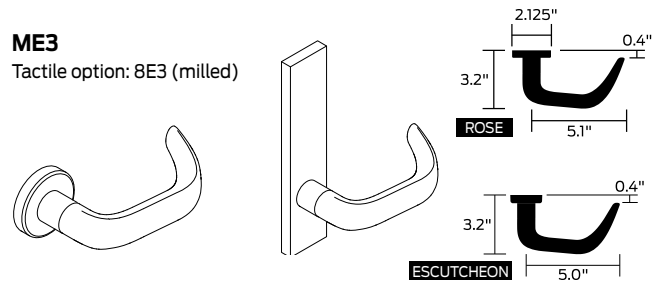
Handing required
Tactile option: 8E2 (milled)


Available roses: A (shown), B, C

Available escutcheons: L (shown), N

ME3

Tactile option: 8E3 (milled)



Available roses: A (shown), B, C

Available escutcheons: L (shown), N

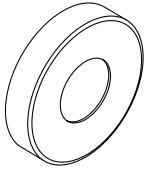


Jump to available finishes

ROSE (WROUGHT) DESIGNS

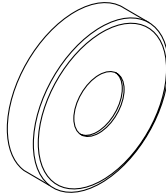
A

2-1/8" (54 mm) diameter



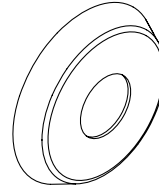
B

2-9/16" (65mm) diameter



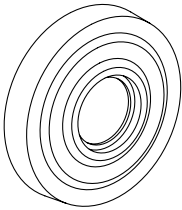
C

2-5/8" (66mm) diameter
Not available 612 or 613 finish



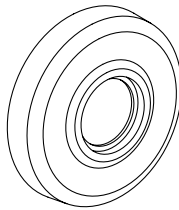
AVA (AST LEVER ONLY)

2-5/8" (66mm) diameter



MER (MER LEVER ONLY)

2-5/8" (66mm) diameter



L (CAST/FORGED) AND N (WROUGHT) ESCUTCHEON TRIM DESIGNS

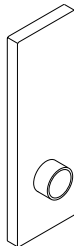
L



7¹⁵/₁₆" x 1³/₄" x 7⁷/₁₆"
(202mm x 44mm x 11mm)

Non-Vandlgard functions:
available on 1³/₈" - 2¹/₂" doors
Vandlgard functions:
available on 1³/₄" - 2¹/₂" doors

N



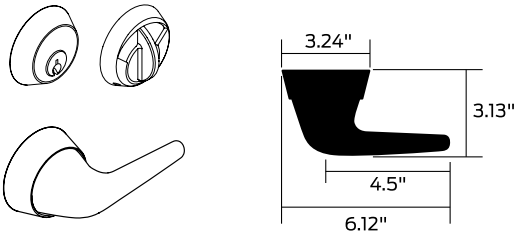
7⁷/₈" x 2¹/₂" x 7⁷/₁₆"
(200mm x 64mm x 11mm)

Available on 1³/₄" - 2¹/₄"
doors for non-Vandlgard
and Vandlgard functions

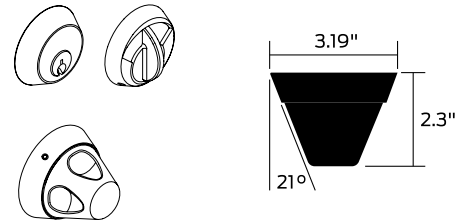
LIGATURE RESISTANT TRIM

Jump to available finishes

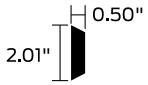
SL1



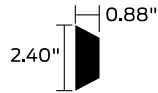
SK1



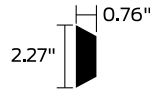
Standard cylinder



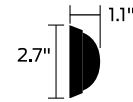
FSIC cylinder



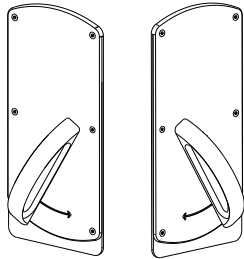
SFIC cylinder



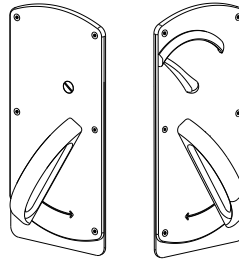
Thumbturn



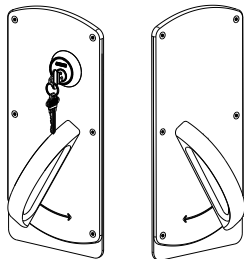
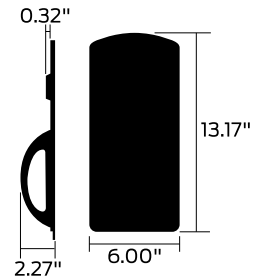
HSLR


Privacy

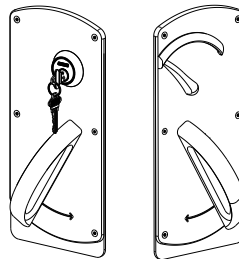
- 9010


Emergency turn
x thumbturn

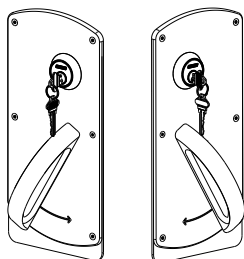
- 9044
- 9444


Single-sided cylinder

- 9070
- 9080
- 9092 EL & EU
- 9093 EL & EU
- 9465


Cylinder x thumbturn

- 9050
- 9056
- 9453
- 9456
- 9473
- 9480
- 9485
- 9492 EL & EU
- 9493 EL & EU


Double-sided cylinder

- L9071
- L9082
- L9095 EL & EU
- L9457
- L9466



FINISH AVAILABILITY

FINISH AVAILABILITY					Bright Brass (605)	Satin Brass (606)	Antique Brass (609)	Satin Bronze (612)	Oil Rubbed Bronze (613)	Satin Nickel (619)	Matte Black (622)	Bright Chrome (625)	Satin Chrome (626)	Bright Stainless Steel (629)	Satin Stainless Steel (630)	Aged Bronze (643e)	Satin Chrome, Antimicrobial (626AM)	Satin Stainless Steel, Antimicrobial (630AM)		
					STANDARD LEVERS															
LEVER	TRIM																			
01	A	B	N	L	605	606	609	612	613	619	622	625	626	629	630	643e	626AM	630AM		
	C				605	606	609	-	-	619	622	625	626	629	630	643e	626AM	630AM		
02	A	B	N	L	605	606	609	612	613	619	622	625	626	629	630	643e	626AM	630AM		
	C				605	606	609	-	-	619	622	625	626	629	630	643e	626AM	630AM		
03	A	B	N	L	605	606	609	612	613	619	622	625	626	629	630	643e	626AM	630AM		
	C				605	606	609	-	-	619	622	625	626	629	630	643e	626AM	630AM		
05	A	B	N	L	605	606	609	612	613	619	622	625	626	629	630	643e	626AM	630AM		
	C				605	606	609	-	-	619	622	625	626	629	630	643e	626AM	630AM		
06 (Rhodes)	A	B	N	L	605	606	609	612	613	619	622	625	626	629	630	643e	626AM	630AM		
	C				605	606	609	-	-	619	622	625	626	629	630	643e	626AM	630AM		
07	A	B	N	L	605	606	609	612	613	619	622	625	626	629	630	643e	626AM	630AM		
	C				605	606	609	-	-	619	622	625	626	629	630	643e	626AM	630AM		
12	A	B	N	L	605	606	609	612	613	619	622	625	626	629	630	643e	626AM	630AM		
	C				605	606	609	-	-	619	622	625	626	629	630	643e	626AM	630AM		
17 (Sparta)	A	B	N	L	605	606	609	612	613	619	622	625	626	629	630	643e	626AM	630AM		
	C				605	606	609	-	-	619	622	625	626	629	630	643e	626AM	630AM		
18	A	B	N	L	605	606	609	612	613	619	622	625	626	629	630	643e	626AM	630AM		
	C				605	606	609	-	-	619	622	625	626	629	630	643e	626AM	630AM		
ACC	A	B	C	N	L	605	606	609	-	-	619	622	625	626	-	-	643e	626AM	-	
AST	A	B	C	AVA	N	L	605	606	609	-	-	619	622	625	626	-	-	643e	626AM	-
LAT	A	B	C	N	L	605	606	609	-	-	619	622	625	626	629	630	643e	626AM	630AM	
LON	A	B	C	N	L	605	606	609	-	-	619	622	625	626	629	630	643e	626AM	630AM	
MER	A	B	C	MER	N	L	605	606	609	-	-	619	622	625	626	-	-	643e	626AM	-
OME	A	B	N	L	605	606	609	612	612	619	622	625	626	629	630	643e	626AM	630AM		
	C				605	606	609	-	-	619	622	625	626	629	630	643e	626AM	630AM		
STANDARD KNOBS																				
KNOB	TRIM																			
41	A	B	N	L	605	606	609	612	612	619	622	625	626	629	630	643e	626AM	630AM		
	C				605	606	609	-	-	619	622	625	626	629	630	643e	626AM	630AM		
42	A	B	N	L	605	606	609	-	-	619	622	625	626	629	630	643e	626AM	630AM		
	C				605	606	609			619	622	625	626	629	630	643e	626AM	630AM		



FINISH AVAILABILITY

M COLLECTION LEVERS																			
LEVER	TRIM																		
M51	A	B	C	N	L	605	606	609	-	-	619	622	625	626	629	630	643e	626AM	630AM
M52	A	B	C	N	L	605	606	609	-	-	619	622	625	626	629	630	643e	626AM	630AM
M53	A	B	C	N	L	605	606	609	-	-	619	622	625	626	629	630	643e	626AM	630AM
M54	A	B	C	N	L	605	606	609	-	-	619	622	625	626	629	630	643e	626AM	630AM
M55	A	B	C	N	L	605	606	609	-	-	619	622	625	626	629	630	643e	626AM	630AM
M56	A	B	C	N	L	605	606	609	-	-	619	622	625	626	629	630	643e	626AM	630AM
M57	A	B	C	N	L	-	-	-	-	-	-	-	-	-	629	630	-	-	630AM
M61	A	B	C	N	L	605	606	609	-	-	619	622	625	626	629	630	643e	626AM	630AM
M62	A	B	C	N	L	-	-	-	-	-	-	-	-	-	629	630	-	-	-
M63	A	B	C	N	L	605	606	609	-	-	619	622	625	626	629	630	643e	626AM	630AM
M81	A	B	C	N	L	605	606	609	-	-	619	622	625	626	629	630	643e	626AM	630AM
M82	A	B	C	N	L	605	606	609	-	-	619	622	625	626	629	630	643e	626AM	630AM
M83	A	B	C	N	L	605	606	609	-	-	619	622	625	626	629	630	643e	626AM	630AM
M84	A	B	C	N	L	605	606	609	-	-	619	622	625	626	629	630	643e	626AM	630AM
M85	A	B	C	N	L	605	606	609	-	-	619	622	625	626	629	630	643e	626AM	630AM
ME1	A	B	C	N	L	605	606	609	-	-	619	622	625	626	629	630	643e	626AM	630AM
ME2	A	B	C	N	L	605	606	609	-	-	619	622	625	626	629	630	643e	626AM	630AM
ME3	A	B	C	N	L	605	606	609	-	-	619	622	625	626	629	630	643e	626AM	630AM
LIGATURE RESISTANT TRIMS																			
SL1						-	-	-	-	-	-	-	-	-	-	630	-	-	630AM
SK1						-	-	-	-	-	-	-	-	-	-	630	-	-	630AM
HSLR						-	-	-	-	-	-	-	-	-	-	630	-	-	-
INDICATORS																			
Sectional indicator						605	606	609	612	613	619	622	625	626	629	630	643e	626AM	630AM
N escutcheon indicator						605	606	609	612	613	619	622	625	626	629	630	643e	626AM	630AM
CYLINDER FINISHES																			
Complete lock finish						605	606	609	612	613	619	622	625	626	629	630	643E	626AM	630AM
Coordinating conventional cylinder																			
Plug component						606	606	606	606	522	626	622	626	626	626	626	522	626	626
Housing faceplate component						605	606	609	612	613	619	622	625	626	629	630	316	626	630
Rings						605	606	609	612	613	619	622	625	626	625	626	316	626	626
Coordinating FSIC/SFIC cylinder																			
Plug (lower) component						606	606	606	606	522	626	622	626	626	626	626	522	626	626
Core face (upper) component						606	606	606	606	522	626	622	626	626	626	626	522	626	630
Housing faceplate component						605	606	609	612	613	619	622	625	626	626	626	316	626	626
Rings						605	606	609	612	613	619	622	625	626	626	626	316	626	626

522 is a simulated 613 finish; 316 is a simulated 643e finish



this page intentionally blank

You can **configure and price a full range of products** using the tables and rules shown in this section.

The pricing of locks in this section includes the P6 cylinder in open keyway (where applicable), default strike and armor front and a 1-3/4" thick door. Additional modifications are available using the rules and price adjustments on the subsequent pages.

How to order:

- All applicable product attributes must be provided in the order shown below
- Each value must separated by a period
- If requesting a product "Less (LLL)" any attribute, the entire detailed ACN must be provided
- Fractions will be written with the "/" symbol separating the numerator and the denominator (example 1/2)
- For dimensions that contain a whole number and a fraction, a hyphen "-" will be added after the whole number and before the fraction (example 2-1/2)
- For two dimensions represented together, such as length and width, the values would be separated by an "x" with no spaces
- Finishes should be listed using their BHMA finish as shown in this book

Required for all lock orders																												
Brand	Series + Function		Cylinder type (keyed functions only)	Outside style			Inside style			Handling	Armor front	Strike	Door dimensions			Electronic monitoring				Options						Keying		
				Outside lever/knob design	Outside rose/escutcheon	Outside finish	Inside lever/knob design	Inside rose/escutcheon	Inside finish				Door thickness	Extended	Strike lip length	Request to Exit (RX)	Latchbolt monitor (LX)	Door position sensor (DPS)	Deadbolt monitor (DM)	Indicator	ADA thumbturn	Screw option	Lead lining	Special options (X numbers)	Buy American Act compliant	Keying code	Keyway	Pack keys independently
1	2	3	4A	4B	4C	5A	5B	5C	6	7	8	9A	9B	9C	10A	10B	10C	10D	11A	11B	11C	11D	11E	11F	12A	12B	12C	

Only required if specifying different than outside style

Only required when deviating from the product's default. Specify only the deviated attribute(s).

Only required when deviating from the product's default. Specify only the deviated attribute(s).

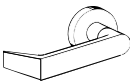
If ordering a product "Less (LLL)" any attribute, values for each attribute must be provided.

EXAMPLE:

Inside lever design different than outside
 Deviating from the KD default requires keying to be specified
L9056 . P6 . 03 . A . 626 . 06 . LH . DT2-1/2 . EO . KA1BIT . S123
 2 3 4A 4B 4C 5A 6 9A 9B 12A 12B


Thick door requires door thickness and extension to be specified if different than extended equal (EE)

Thumbturn does not need to be specified since it is a default to the function

COMPLETE LOCKS			STANDARD STYLES				M COLLECTION		
 <div>ROSE TRIM</div> <p>☞ Denotes a product that requires handing to be specified.</p> <p>Split finishes and designs will be priced at the highest list price of the design and/or finish.</p> <p>Keyed function pricing based on P6 cylinder with open S123 keyway. See page 184 for additional cylinder and keyway options.</p> <p>41 and 42 knobs not available on Vandlgard functions.</p>	03	01☞	02☞	01☞	02☞	01☞	02☞	M51	M52
		-	05☞	03	05☞	03	05☞	M53☞	M54☞
		06	07	06	07	06	07	M55☞	M56☞
		12☞	17	12☞	17	12☞	17	M61☞☞	M63☞☞
		18☞	ACC☞	18☞	OME	☞18	OME	M81	M82☞
		AST☞	LAT☞	41☞	42☞	41☞	42☞	M83☞	M84☞
		LON☞	MER☞	ACC☞	AST☞	LAT☞	LON☞	M85☞☞	ME1☞☞
		OME	41☞	LAT☞	LON☞			ME2☞☞	ME3☞☞
		42☞		MER☞				M57☞	M62☞☞
				Not available in 612		Not available in 613		Available only in 629 and 630	
FINISHES									
	626	626	605, 606, 609, 612, 619, 622, 625, 643e <small>(612 not available on C, AVA or MER roses)</small>		613, 629, 630 <small>(613 not available on C, AVA or MER roses; 629 and 630 not available on AVA or MER roses)</small>		605, 606, 609, 619, 622, 625, 626, 629, 630, 643e		
SERIES + FUNCTION CYL DESCRIPTION									
NON-KEYED FUNCTIONS			ROSE TRIM						
L9010	Passage latch		\$837	\$947	\$959	\$977	\$977		
L9025	Exit or communicating lock		\$715	\$770	\$776	\$785	\$785		
L9040	Bath/bedroom privacy lock		\$980	\$1,090	\$1,102	\$1,120	\$1,120		
LV9040	Vandlgard bath/bedroom privacy lock		\$1,115	\$1,225	\$1,237	\$1,255	\$1,255		
L9040 with XL11-446	Privacy with turns both sides (specify L9040 function with XL11-446 as a special option)		\$1,598	\$1,708	\$1,720	\$1,738	\$1,738		
LV9040 with XL11-446	Vandlgard privacy with turns both sides (specify LV9040 with XL11-446 as a special option)		\$1,733	\$1,843	\$1,855	\$1,873	\$1,873		
L9044	Privacy with coin turn outside		\$926	\$1,036	\$1,048	\$1,066	\$1,066		
LV9044	Vandlgard privacy with coin turn outside		\$1,061	\$1,171	\$1,183	\$1,201	\$1,201		
L9110 with XL11-741 ¹	Full dummy trim with active levers (specify L9110 with XL11-741 as a special option)		\$1,245	\$1,355	\$1,367	\$1,385	\$1,385		
L9412 with XL11-907	Exit lock with deadbolt (specify L9412 with XL11-907 as a special option)		\$1,624	\$1,734	\$1,746	\$1,764	\$1,764		
L9440	Privacy with deadbolt		\$1,144	\$1,254	\$1,266	\$1,284	\$1,284		
LV9440	Vandlgard privacy with deadbolt		\$1,279	\$1,389	\$1,401	\$1,419	\$1,419		
L9444	Privacy with deadbolt and coin turn outside		\$1,086	\$1,196	\$1,208	\$1,226	\$1,226		
LV9444	Vandlgard privacy with deadbolt and coin turn outside		\$1,221	\$1,331	\$1,343	\$1,361	\$1,361		
L9090EL	Electrically locking outside lever, no cylinder		\$1,444	\$1,554	\$1,566	\$1,584	\$1,584		
LV9090EL	Vandlgard electrically locking outside lever, no cylinder		\$1,579	\$1,689	\$1,701	\$1,719	\$1,719		
L9090EU	Electrically unlocking outside lever, no cylinder		\$1,444	\$1,554	\$1,566	\$1,584	\$1,584		
LV9090EU	Vandlgard electrically unlocking outside lever, no cylinder		\$1,579	\$1,689	\$1,701	\$1,719	\$1,719		
L9091EL	Electrically locking both levers, no cylinder		\$1,444	\$1,554	\$1,566	\$1,584	\$1,584		
LV9091EL	Vandlgard electrically locking both levers, no cylinder		\$1,579	\$1,689	\$1,701	\$1,719	\$1,719		
L9091EU	Electrically unlocking both levers, no cylinder		\$1,444	\$1,554	\$1,566	\$1,584	\$1,584		
LV9091EU	Vandlgard electrically unlocking both levers, no cylinder		\$1,579	\$1,689	\$1,701	\$1,719	\$1,719		
NON-KEYED DUMMY FUNCTIONS			ROSE TRIM						
L0170	Half dummy trim		\$285	\$340	\$346	\$355	\$355		
L0172	Full dummy trim		\$571	\$681	\$693	\$711	\$711		
L9175	Half dummy trim with lock case		\$453	\$508	\$514	\$523	\$523		
L9176	Full dummy trim with lock case		\$727	\$837	\$849	\$867	\$867		
KEYED, SINGLE CYLINDER, NON-DEADBOLT FUNCTIONS			ROSE TRIM						
L9026	P6	Exit lock with cylinder	\$985	\$1,040	\$1,046	\$1,055	\$1,055		

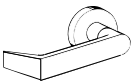
¹ Not available as sold separate lock chassis.

Extended lead time

COMPLETE LOCKS			STANDARD STYLES						M COLLECTION		
<div></div> <div>ROSE TRIM</div> <p>☞ Denotes a product that requires handing to be specified.</p> <p>Split finishes and designs will be priced at the highest list price of the design and/or finish.</p> <p>Keyed function pricing based on P6 cylinder with open S123 keyway. See page 184 for additional cylinder and keyway options.</p> <p>41 and 42 knobs not available on Vandlgard functions.</p> <div><div>SERIES +</div><div>FUNCTION CYL DESCRIPTION</div></div>			03	01☞ 02☞ - 05☞ 06 07 12☞ 17 18☞ ACC☞ AST☞ LAT☞ LON☞ MER☞ OME 41☞ 42☞	01☞ 02☞ 03 05☞ 06 07 12☞ 17 18☞ OME 41☞ 42☞ ACC☞ AST☞ LAT☞ LON☞ MER☞ Not available in 612	01☞ 02☞ 03 05☞ 06 07 12☞ 17 18☞ OME 41☞ 42☞ LAT☞ LON☞ Not available in 613	M51 M52 M53☞ M54☞ M55☞ M56☞ M61☞☞ M63☞☞ M81 M82☞ M83☞ M84☞ M85☞☞ ME1☞☞ ME2☞☞ ME3☞ M57☞ M62☞☞ Available only in 629 and 630				
				FINISHES							
				626	626	605, 606, 609, 612, 619, 622, 625, 643e (612 not available on C, AVA or MER roses)	613, 629, 630 (613 not available on C, AVA or MER roses; 629 and 630 not available on AVA or MER roses)	605, 606, 609, 619, 622, 625, 626, 629, 630, 643e			
				L9050	P6	Entrance/office lock	\$1,103	\$1,213	\$1,225	\$1,243	\$1,243
				LV9050	P6	Vandlgard entrance/office lock	\$1,238	\$1,348	\$1,360	\$1,378	\$1,378
				L9056	P6	Entrance/office lock with automatic unlocking	\$1,216	\$1,326	\$1,338	\$1,356	\$1,356
				L9056 with XL13-439	P6	Entrance/office lock with automatic unlocking and outside key override feature (specify L9056 with XL13-439 as special option)	\$1,416	\$1,526	\$1,538	\$1,556	\$1,556
				LV9056	P6	Vandlgard entrance/office lock with automatic unlocking	\$1,351	\$1,461	\$1,473	\$1,491	\$1,491
				LV9056 with XL13-439	P6	Vandlgard entrance/office lock with automatic unlocking and outside key override feature (specify LV9056 with XL13-439 as special option)	\$1,551	\$1,661	\$1,673	\$1,691	\$1,691
				L9070	P6	Classroom lock, exterior lockdown only	\$1,103	\$1,213	\$1,225	\$1,243	\$1,243
LV9070	P6	Vandlgard classroom lock, exterior lockdown only	\$1,238	\$1,348	\$1,360	\$1,378	\$1,378				
L9076	P6	Classroom holdback lock, exterior lockdown only	\$1,103	\$1,213	\$1,225	\$1,243	\$1,243				
LV9076	P6	Vandlgard classroom holdback lock, exterior lockdown only	\$1,238	\$1,348	\$1,360	\$1,378	\$1,378				
L9080	P6	Storeroom lock	\$1,103	\$1,213	\$1,225	\$1,243	\$1,243				
LV9080	P6	Vandlgard storeroom lock	\$1,238	\$1,348	\$1,360	\$1,378	\$1,378				
L9081	P6	Accessible storeroom lock	\$1,103	\$1,213	\$1,225	\$1,243	\$1,243				
LV9081	P6	Vandlgard accessible storeroom lock	\$1,238	\$1,348	\$1,360	\$1,378	\$1,378				
L9092EL	P6	Electrically locking outside lever, outside cylinder	\$1,565	\$1,675	\$1,687	\$1,705	\$1,705				
LV9092EL	P6	Vandlgard electrically locking outside lever, outside cylinder	\$1,700	\$1,810	\$1,822	\$1,840	\$1,840				
L9092EU	P6	Electrically unlocking outside lever, outside cylinder	\$1,565	\$1,675	\$1,687	\$1,705	\$1,705				
LV9092EU	P6	Vandlgard electrically unlocking outside lever, outside cylinder	\$1,700	\$1,810	\$1,822	\$1,840	\$1,840				
L9093EL	P6	Electrically locking both levers, outside cylinder	\$1,565	\$1,675	\$1,687	\$1,705	\$1,705				
LV9093EL	P6	Vandlgard electrically locking both levers, outside cylinder	\$1,700	\$1,810	\$1,822	\$1,840	\$1,840				
L9093EU	P6	Electrically unlocking both levers, outside cylinder	\$1,565	\$1,675	\$1,687	\$1,705	\$1,705				
LV9093EU	P6	Vandlgard electrically unlocking both levers, outside cylinder	\$1,700	\$1,810	\$1,822	\$1,840	\$1,840				
KEYED, DOUBLE CYLINDER, NON-DEADBOLT FUNCTIONS			ROSE TRIM								
L9060	P6	Apartment entrance lock	\$1,225	\$1,335	\$1,347	\$1,365	\$1,365				
LV9060	P6	Vandlgard apartment entrance lock	\$1,360	\$1,470	\$1,482	\$1,500	\$1,500				

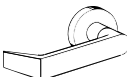
¹ Not available as sold separate lock chassis.

Extended lead time

COMPLETE LOCKS			STANDARD STYLES				M COLLECTION				
<div></div> <div>ROSE TRIM</div> <p>☞ Denotes a product that requires handing to be specified.</p> <p>Split finishes and designs will be priced at the highest list price of the design and/or finish.</p> <p>Keyed function pricing based on P6 cylinder with open S123 keyway. See page 184 for additional cylinder and keyway options.</p> <p>41 and 42 knobs not available on Vandlgard functions.</p>			03	01☞	02☞	01☞	02☞	01☞	02☞	M51	M52
				-	05☞	03	05☞	03	05☞	M53☞	M54☞
				06	07	06	07	06	07	M55☞	M56☞
				12☞	17	12☞	17	12☞	17	M61☞☞	M63☞☞
				18☞	ACC☞	18☞	OME	☞18	OME	M81	M82☞
				AST☞	LAT☞	41☞	42☞	41☞	42☞	M83☞	M84☞
				LON☞	MER☞	ACC☞	AST☞	LAT☞	LON☞	M85☞☞	ME1☞☞
				OME	41☞	LAT☞	LON☞			ME2☞☞	ME3☞
				42☞		MER☞				M57☞	M62☞☞
						Not available in 612		Not available in 613		Available only in 629 and 630	
			FINISHES								
SERIES + FUNCTION CYL DESCRIPTION			626	626	605, 606, 609, 612, 619, 622, 625, 643e <small>(612 not available on C, AVA or MER roses)</small>	613, 629, 630 <small>(613 not available on C, AVA or MER roses; 629 and 630 not available on AVA or MER roses)</small>	605, 606, 609, 619, 622, 625, 626, 629, 630, 643e				
L9066 with XL11-897 ¹	P6	Store lock	\$1,836	\$1,946	\$1,958	\$1,976	\$1,976				
L9071	P6	Classroom security lock, interior/exterior lockdown	\$1,225	\$1,335	\$1,347	\$1,365	\$1,365				
LV9071	P6	Vandlgard classroom security lock, interior/ exterior lockdown	\$1,360	\$1,470	\$1,482	\$1,500	\$1,500				
L9077	P6	Classroom security holdback lock, interior/ exterior lockdown	\$1,225	\$1,335	\$1,347	\$1,365	\$1,365				
LV9077	P6	Vandlgard classroom security holdback lock, interior/exterior lockdown	\$1,360	\$1,470	\$1,482	\$1,500	\$1,500				
L9082	P6	Institution lock	\$1,225	\$1,335	\$1,347	\$1,365	\$1,365				
LV9082	P6	Vandlgard institution lock	\$1,360	\$1,470	\$1,482	\$1,500	\$1,500				
L9095EL	P6	Electrically locking both levers, inside and outside cylinder	\$1,687	\$1,797	\$1,809	\$1,827	\$1,827				
LV9095EL	P6	Vandlgard electrically locking both levers, inside and outside cylinder	\$1,822	\$1,932	\$1,944	\$1,962	\$1,962				
L9095EU	P6	Electrically unlocking both levers, inside and outside cylinder	\$1,687	\$1,797	\$1,809	\$1,827	\$1,827				
LV9095EU	P6	Vandlgard electrically unlocking both levers, inside and outside cylinder	\$1,822	\$1,932	\$1,944	\$1,962	\$1,962				
KEYED, SINGLE CYLINDER, DEADBOLT FUNCTIONS			ROSE TRIM								
L9453	P6	Entrance/office lock with deadbolt	\$1,144	\$1,254	\$1,266	\$1,284	\$1,284				
LV9453	P6	Vandlgard entrance/office lock with deadbolt	\$1,279	\$1,389	\$1,401	\$1,419	\$1,419				
L9456	P6	Corridor lock with deadbolt	\$1,144	\$1,254	\$1,266	\$1,284	\$1,284				
L9456 with XL13-439	P6	Corridor lock with deadbolt and outside key override feature (specify L9456 with XL13-439 as special option)	\$1,344	\$1,454	\$1,466	\$1,484	\$1,484				
LV9456	P6	Vandlgard corridor lock with deadbolt	\$1,279	\$1,389	\$1,401	\$1,419	\$1,419				
LV9456 with XL13-439	P6	Vandlgard corridor lock with deadbolt and outside key override feature (specify LV9456 with XL13-439 as special option)	\$1,479	\$1,589	\$1,601	\$1,619	\$1,619				
L9465	P6	Closet/storeroom lock	\$1,144	\$1,254	\$1,266	\$1,284	\$1,284				
L9473	P6	Dormitory/bedroom lock	\$1,144	\$1,254	\$1,266	\$1,284	\$1,284				
L9480	P6	Storeroom lock with deadbolt	\$1,264	\$1,374	\$1,386	\$1,404	\$1,404				
L9480 with XL13-439	P6	Storeroom lock with deadbolt and outside key override feature (specify L9480 with XL13-439 as special option)	\$1,464	\$1,574	\$1,586	\$1,604	\$1,604				
LV9480	P6	Vandlgard storeroom lock with deadbolt	\$1,399	\$1,509	\$1,521	\$1,539	\$1,539				
LV9480 with XL13-439	P6	Vandlgard storeroom lock with deadbolt and outside key override feature (specify LV9480 with XL13-439 as special option)	\$1,599	\$1,709	\$1,721	\$1,739	\$1,739				

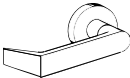
¹ Not available as sold separate lock chassis.

Extended lead time

COMPLETE LOCKS			STANDARD STYLES						M COLLECTION		
<div></div> <div>ROSE TRIM</div> <p>☞ Denotes a product that requires handing to be specified.</p> <p>Split finishes and designs will be priced at the highest list price of the design and/or finish.</p> <p>Keyed function pricing based on P6 cylinder with open S123 keyway. See page 184 for additional cylinder and keyway options.</p> <p>41 and 42 knobs not available on Vandlgard functions.</p>			03	01☞	02☞	01☞	02☞	01☞	02☞	M51	M52
				-	05☞	03	05☞	03	05☞	M53☞	M54☞
				06	07	06	07	06	07	M55☞	M56☞
				12☞	17	12☞	17	12☞	17	M61☞☞	M63☞☞
				18☞	ACC☞	18☞	OME	☞18	OME	M81	M82☞
				AST☞	LAT☞	41☞	42☞	41☞	42☞	M83☞	M84☞
				LON☞	MER☞	ACC☞	AST☞	LAT☞	LON☞	M85☞☞	ME1☞☞
				OME	41☞	LAT☞	LON☞			ME2☞☞	ME3☞
				42☞		MER☞				M57☞	M62☞☞
						Not available in 612		Not available in 613		Available only in 629 and 630	
FINISHES											
			626	626	605, 606, 609, 612, 619, 622, 625, 643e <small>(612 not available on C, AVA or MER roses)</small>	613, 629, 630 <small>(613 not available on C, AVA or MER roses; 629 and 630 not available on AVA or MER roses)</small>	605, 606, 609, 619, 622, 625, 626, 629, 630, 643e				
SERIES + FUNCTION	CYL	DESCRIPTION									
L9485	P6	Faculty restroom/hotel lock with deadbolt	\$1,186	\$1,296	\$1,308	\$1,326	\$1,326				
L9485 with XL13-439	P6	Faculty restroom/hotel lock with deadbolt and outside key override feature (specify L9485 with XL13-439 as special option)	\$1,386	\$1,496	\$1,508	\$1,526	\$1,526				
LV9485	P6	Vandlgard faculty restroom/hotel lock with deadbolt	\$1,321	\$1,431	\$1,443	\$1,461	\$1,461				
LV9485 with XL13-439	P6	Vandlgard faculty restroom/hotel lock with deadbolt and outside key override feature (specify L9485 with XL13-439 as special option)	\$1,521	\$1,631	\$1,643	\$1,661	\$1,661				
L9485 with XL11-557	P6	Prison function lock; available with 41 or 42 knobs only (specify L9485 with XL11-557 as a special option)	N/A	\$2,270	\$2,282	\$2,300	N/A				
L9486	P6	Faculty restroom/hotel lock with chevron indicator (Do Not Disturb); not available in 609 finish	\$1,263	\$1,373	\$1,385	\$1,403	\$1,403				
L9486 with XL13-439	P6	Faculty restroom/hotel lock with chevron indicator and outside key override feature (specify L9486 with XL13-439 as special option)	\$1,463	\$1,573	\$1,585	\$1,603	\$1,603				
LV9486	P6	Vandlgard faculty restroom/hotel lock with chevron indicator (Do Not Disturb); not available in 609 finish	\$1,398	\$1,508	\$1,520	\$1,538	\$1,538				
LV9486 with XL13-439	P6	Vandlgard faculty restroom/hotel lock with chevron indicator and outside key override feature (specify LV9486 with XL13-439 as special option)	\$1,598	\$1,708	\$1,720	\$1,738	\$1,738				
L9486 with L583-375	P6	Faculty restroom/hotel lock with chevron indicator (Occupied) (specify L9486 with L583-375 as the indicator)	\$1,263	\$1,373	\$1,385	\$1,403	\$1,403				
LV9486 with L583-375	P6	Vandlgard faculty restroom/hotel lock with chevron indicator (Occupied) (specify LV9486 with L583-375 as the indicator)	\$1,398	\$1,508	\$1,520	\$1,538	\$1,538				
L9496	P6	Corridor lock with chevron indicator, not available in 609 finish	\$1,263	\$1,373	\$1,385	\$1,403	\$1,403				
L9496 with XL13-439	P6	Corridor lock with chevron indicator and outside key override feature (specify L9496 with XL13-439 as special option)	\$1,463	\$1,573	\$1,585	\$1,603	\$1,603				
LV9496	P6	Vandlgard corridor lock with chevron indicator, not available in 609 finish	\$1,398	\$1,508	\$1,520	\$1,538	\$1,538				
LV9496 with XL13-439	P6	Vandlgard corridor lock with chevron indicator and outside key override feature (specify LV9496 with XL13-439 as special option)	\$1,598	\$1,708	\$1,720	\$1,738	\$1,738				

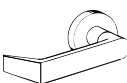
¹ Not available as sold separate lock chassis.

Extended lead time

COMPLETE LOCKS			STANDARD STYLES						M COLLECTION		
<div></div> <div>ROSE TRIM</div> <p>☞ Denotes a product that requires handing to be specified.</p> <p>Split finishes and designs will be priced at the highest list price of the design and/or finish.</p> <p>Keyed function pricing based on P6 cylinder with open S123 keyway. See page 184 for additional cylinder and keyway options.</p> <p>41 and 42 knobs not available on Vandlgard functions.</p>			03	01☞	02☞	01☞	02☞	01☞	02☞	M51	M52
				-	05☞	03	05☞	03	05☞	M53☞	M54☞
				06	07	06	07	06	07	M55☞	M56☞
				12☞	17	12☞	17	12☞	17	M61☞☞	M63☞☞
				18☞	ACC☞	18☞	OME	18☞	OME	M81	M82☞
				AST☞	LAT☞	41☞	42☞	41☞	42☞	M83☞	M84☞
				LON☞	MER☞	ACC☞	AST☞	LAT☞	LON☞	M85☞☞	ME1☞☞
				OME	41☞	LAT☞	LON☞			ME2☞☞	ME3☞
				42☞		MER☞				M57☞	M62☞☞
							Not available in 612		Not available in 613	Available only in 629 and 630	
			FINISHES								
			626	626	605, 606, 609, 612, 619, 622, 625, 643e <small>(612 not available on C, AVA or MER roses)</small>	613, 629, 630 <small>(613 not available on C, AVA or MER roses; 629 and 630 not available on AVA or MER roses)</small>	605, 606, 609, 619, 622, 625, 626, 629, 630, 643e				
SERIES + FUNCTION	CYL	DESCRIPTION									
L9492EL	P6	Electrically locking outside lever, outside cylinder, inside thumbturn, with deadbolt	\$1,866	\$1,976	\$1,988	\$2,006	\$2,006				
L9492EL with XL13-439	P6	Electrically locking outside lever, outside cylinder, inside thumbturn with deadbolt and outside key override feature (specify L9492EL with XL13-439 as special option)	\$2,066	\$2,176	\$2,188	\$2,206	\$2,206				
LV9492EL	P6	Vandlgard electrically locking outside lever, outside cylinder, inside thumbturn, with deadbolt	\$2,001	\$2,111	\$2,123	\$2,141	\$2,141				
LV9492EL with XL13-439	P6	Vandlgard electrically locking outside lever, outside cylinder, inside thumbturn with deadbolt and outside key override feature (specify LV9492EL with XL13-439 as special option)	\$2,201	\$2,311	\$2,323	\$2,341	\$2,341				
L9492EU	P6	Electrically unlocking outside lever, outside cylinder, inside thumbturn, with deadbolt	\$1,866	\$1,976	\$1,988	\$2,006	\$2,006				
L9492EU with XL13-439	P6	Electrically unlocking outside lever, outside cylinder, inside thumbturn with deadbolt and outside key override feature (specify L9492EU with XL13-439 as special option)	\$2,066	\$2,176	\$2,188	\$2,206	\$2,206				
LV9492EU	P6	Vandlgard electrically unlocking outside lever, outside cylinder, inside thumbturn, with deadbolt	\$2,001	\$2,111	\$2,123	\$2,141	\$2,141				
LV9492EU with XL13-439	P6	Vandlgard electrically unlocking outside lever, outside cylinder, inside thumbturn with deadbolt and outside key override feature (specify L9492EU with XL13-439 as special option)	\$2,201	\$2,311	\$2,323	\$2,341	\$2,341				
L9493EL	P6	Electrically locking both levers, outside cylinder, inside thumbturn, with deadbolt	\$1,866	\$1,976	\$1,988	\$2,006	\$2,006				
L9493EL with XL13-439	P6	Electrically locking both levers, outside cylinder, inside thumbturn with deadbolt and outside key override feature (specify L9493EL with XL13-439 as special option)	\$2,066	\$2,176	\$2,188	\$2,206	\$2,206				
LV9493EL	P6	Vandlgard electrically locking both levers, outside cylinder, inside thumbturn, with deadbolt	\$2,001	\$2,111	\$2,123	\$2,141	\$2,141				
LV9493EL with XL13-439	P6	Vandlgard electrically locking both levers, outside cylinder, inside thumbturn with deadbolt and outside key override feature (specify L9493EL with XL13-439 as special option)	\$2,201	\$2,311	\$2,323	\$2,341	\$2,341				
L9493EU	P6	Electrically unlocking both levers, outside cylinder, inside thumbturn, with deadbolt	\$1,866	\$1,976	\$1,988	\$2,006	\$2,006				

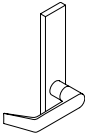
¹ Not available as sold separate lock chassis.

Extended lead time

COMPLETE LOCKS			STANDARD STYLES						M COLLECTION		
<div> ROSE TRIM</div> <p>🔩 Denotes a product that requires handing to be specified.</p> <p>Split finishes and designs will be priced at the highest list price of the design and/or finish.</p> <p>Keyed function pricing based on P6 cylinder with open S123 keyway. See page 184 for additional cylinder and keyway options.</p> <p>41 and 42 knobs not available on Vandlgard functions.</p> <div>SERIES + FUNCTION CYL DESCRIPTION</div>			03	01🔩	02🔩	01🔩	02🔩	01🔩	02🔩	M51	M52
				-	05🔩	03	05🔩	03	05🔩	M53🔩	M54🔩
				06	07	06	07	06	07	M55🔩	M56🔩
				12🔩	17	12🔩	17	12🔩	17	M61🔩🔩	M63🔩🔩
				18🔩	ACC🔩	18🔩	OME	18🔩	OME	M81	M82🔩
				AST🔩	LAT🔩	41🔩	42🔩	41🔩	42🔩	M83🔩	M84🔩
				LON🔩	MER🔩	ACC🔩 AST🔩		LAT🔩 LON🔩		M85🔩🔩	ME1🔩🔩
				OME	41🔩	LAT🔩 LON🔩				ME2🔩🔩	ME3🔩
				42🔩		MER🔩				M57🔩	M62🔩🔩
						Not available in 612		Not available in 613		Available only in 629 and 630	
FINISHES											
626			626		605, 606, 609, 612, 619, 622, 625, 643e <small>(612 not available on C, AVA or MER roses)</small>		613, 629, 630 <small>(613 not available on C, AVA or MER roses; 629 and 630 not available on AVA or MER roses)</small>		605, 606, 609, 619, 622, 625, 626, 629, 630, 643e		
L9493EU with XL13-439	P6	Electrically unlocking both levers, outside cylinder, inside thumbturn with deadbolt and outside key override feature (specify L9493EU with XL13-439 as special option)	\$2,066	\$2,176	\$2,188	\$2,206	\$2,206				
LV9493EU	P6	Vandlgard electrically unlocking both levers, outside cylinder, inside thumbturn, with deadbolt	\$2,001	\$2,111	\$2,123	\$2,141	\$2,141				
LV9493EU with XL13-439	P6	Vandlgard electrically unlocking both levers, outside cylinder, inside thumbturn with deadbolt and outside key override feature (specify L9493EU with XL13-439 as special option)	\$2,201	\$2,311	\$2,323	\$2,341	Y2023				
KEYED, DOUBLE CYLINDER, DEADBOLT FUNCTIONS			ROSE TRIM								
L9457	P6	Classroom security lock with deadbolt	\$1,262	\$1,372	\$1,384	\$1,402	\$1,402				
LV9457	P6	Vandlgard classroom security lock with deadbolt	\$1,397	\$1,507	\$1,519	\$1,537	\$1,537				
L9458	P6	Classroom security lock with deadbolt and auxiliary latch	\$1,262	\$1,372	\$1,384	\$1,402	\$1,402				
LV9458	P6	Vandlgard classroom security lock with deadbolt and auxiliary latch	\$1,397	\$1,507	\$1,519	\$1,537	\$1,537				
L9466	P6	Utility room/storeroom lock	\$1,225	\$1,335	\$1,347	\$1,365	\$1,365				
L9482 with XL11-543	P6	Institution lock with deadbolt (specify L9482 with XL11-543 as a special option)	\$2,046	\$2,156	\$2,168	\$2,186	\$2,186				
LV9482 with XL11-543	P6	Vandlgard institution lock with deadbolt (specify L9482 with XL11-543 as a special option)	\$2,181	\$2,291	\$2,303	\$2,321	\$2,321				
L9494EL	P6	Electrically locking outside lever, inside and outside cylinders, with deadbolt	\$1,989	\$2,099	\$2,111	\$2,129	\$2,129				
LV9494EL	P6	Vandlgard electrically locking outside lever, inside and outside cylinders, with deadbolt	\$2,124	\$2,234	\$2,246	\$2,264	\$2,264				
L9494EU	P6	Electrically unlocking outside lever, inside and outside cylinders, with deadbolt	\$1,989	\$2,099	\$2,111	\$2,129	\$2,129				
LV9494EU	P6	Vandlgard electrically unlocking outside lever, inside and outside cylinders, with deadbolt	\$2,124	\$2,234	\$2,246	\$2,264	\$2,264				
L9495EL	P6	Electrically locking both levers, inside and outside cylinders, with deadbolt	\$1,989	\$2,099	\$2,111	\$2,129	\$2,129				
LV9495EL	P6	Vandlgard electrically locking both levers, inside and outside cylinders, with deadbolt	\$2,124	\$2,234	\$2,246	\$2,264	\$2,264				
L9495EU	P6	Electrically unlocking both levers, inside and outside cylinders, with deadbolt	\$1,989	\$2,099	\$2,111	\$2,129	\$2,129				
LV9495EU	P6	Vandlgard electrically unlocking both levers, inside and outside cylinders, with deadbolt	\$2,124	\$2,234	\$2,246	\$2,264	\$2,264				

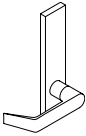
¹ Not available as sold separate lock chassis.

⚙ Extended lead time

COMPLETE LOCKS			STANDARD STYLES						M COLLECTION	
<div></div> <div>ESCUTCHEON TRIM</div> <div>☞ Denotes a product that requires handing to be specified.</div> <div>Split finishes and designs will be priced at the highest list price of the design and/ or finish.</div> <div>Keyed function pricing based on P6 cylinder with open S123 keyway. See page 184 for additional cylinder and keyway options.</div> <div>41 and 42 knobs not available on Vandlgard functions.</div>			01☞	02☞	01☞	02☞	01☞	02☞	M51	M52
			03	05☞	03	05☞	03	05☞	M53☞	M54☞
			06	07	06	07	06	07	M55☞	M56☞
			12☞	17	12☞	17	12☞	17	M61☞☞	M63☞☞
			18☞	ACC☞	18☞	OME	18☞	OME	M81	M82☞
			AST☞	LAT☞	41☞	42☞	41☞	42☞	M83☞	M84☞
			LON☞	MER☞	ACC☞	AST☞	LAT☞	LON☞	M85☞☞	ME1☞☞
			OME	41☞	LAT☞	LON☞	Not available in 613	Not available in 612	ME2☞☞	ME3☞☞
			42☞	MER☞					M57☞	M62☞☞
					Not available in 612		Not available in 613		Available only in 629 and 630	
			FINISHES							
SERIES + FUNCTION CYL DESCRIPTION			626		605, 606, 609 612, 619, 622, 625, 643e		613, 629, 630		605, 606, 609, 619, 622, 625, 626, 629, 630, 643e	
NON-KEYED FUNCTIONS										
L9010	Passage latch		\$976		\$988		\$1,006		\$1,006	
L9025	Exit or communicating lock		\$785		\$791		\$800		\$800	
L9040	Bath/bedroom privacy lock		\$1,119		\$1,131		\$1,149		\$1,149	
LV9040	Vandlgard bath/bedroom privacy lock		\$1,254		\$1,266		\$1,284		\$1,284	
L9040 with XL11-446	Privacy with turns both sides, not available on N escutcheon (specify L9040 with XL11-446 as a special option)		\$1,737		\$1,749		\$1,767		\$1,767	
LV9040 with XL11-446	Vandlgard privacy with turns both sides, not available on N escutcheon (specify L9040 with XL11-446 as a special option)		\$1,872		\$1,884		\$1,902		\$1,902	
L9044	Privacy with coin turn outside		\$1,065		\$1,077		\$1,095		\$1,095	
LV9044	Vandlgard privacy with coin turn outside		\$1,200		\$1,212		\$1,230		\$1,230	
L9110 with XL11-741 ¹	Full dummy trim with active levers (specify L9110 with XL11-741 as a special option)		\$1,384		\$1,396		\$1,414		\$1,414	
L9412 with XL11-907	Exit lock with deadbolt (specify L9412 with XL11-907 as a special option)		\$1,763		\$1,775		\$1,793		\$1,793	
L9440	Privacy with deadbolt		\$1,283		\$1,295		\$1,313		\$1,313	
LV9440	Vandlgard privacy with deadbolt		\$1,418		\$1,430		\$1,448		\$1,448	
L9444	Privacy with deadbolt and coin turn outside		\$1,225		\$1,237		\$1,255		\$1,255	
LV9444	Vandlgard privacy with deadbolt and coin turn outside		\$1,360		\$1,372		\$1,390		\$1,390	
L9090EL	Electrically locking outside lever, no cylinder		\$1,583		\$1,595		\$1,613		\$1,613	
LV9090EL	Vandlgard electrically locking outside lever, no cylinder		\$1,718		\$1,730		\$1,748		\$1,748	
L9090EU	Electrically unlocking outside lever, no cylinder		\$1,583		\$1,595		\$1,613		\$1,613	
LV9090EU	Vandlgard electrically unlocking outside lever, no cylinder		\$1,718		\$1,730		\$1,748		\$1,748	
L9091EL	Electrically locking both levers, no cylinder		\$1,583		\$1,595		\$1,613		\$1,613	
LV9091EL	Vandlgard electrically locking both levers, no cylinder		\$1,718		\$1,730		\$1,748		\$1,748	
L9091EU	Electrically unlocking both levers, no cylinder		\$1,583		\$1,595		\$1,613		\$1,613	
LV9091EU	Vandlgard electrically unlocking both levers, no cylinder		\$1,718		\$1,730		\$1,748		\$1,748	
NON-KEYED DUMMY FUNCTIONS										
L0170	Half dummy trim		\$355		\$361		\$370		\$370	
L0172	Full dummy trim		\$710		\$722		\$740		\$740	
L9175	Half dummy trim with lock case		\$523		\$529		\$538		\$538	
L9176	Full dummy trim with lock case		\$866		\$878		\$896		\$896	

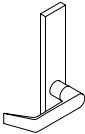
¹ Not available as sold separate lock chassis.

☞ Extended lead time

COMPLETE LOCKS			STANDARD STYLES				M COLLECTION			
<div></div> <div>ESCUTCHEON TRIM</div> <p>☞ Denotes a product that requires handing to be specified.</p> <p>Split finishes and designs will be priced at the highest list price of the design and/ or finish.</p> <p>Keyed function pricing based on P6 cylinder with open S123 keyway. See page 184 for additional cylinder and keyway options.</p> <p>41 and 42 knobs not available on Vandlgard functions.</p>			01☞	02☞	01☞	02☞	01☞	02☞	M51	M52
			03	05☞	03	05☞	03	05☞	M53☞	M54☞
			06	07	06	07	06	07	M55☞	M56☞
			12☞	17	12☞	17	12☞	17	M61☞☞	M63☞☞
			18☞	ACC☞	18☞	OME	☞18	OME	M81	M82☞
			AST☞	LAT☞	41☞	42☞	41☞	42☞	M83☞	M84☞
			LON☞	MER☞	ACC☞	AST☞	LAT☞	LON☞	M85☞☞	ME1☞☞
			OME	41☞	LAT☞	LON☞	Not available in 613		ME2☞☞	ME3☞
			42☞	MER☞		M57☞			M62☞☞	
					Not available in 612				Available only in 629 and 630	
FINISHES										
			626	605, 606, 609 612, 619, 622, 625, 643e		613, 629, 630		605, 606, 609, 619, 622, 625, 626, 629, 630, 643e		
SERIES + FUNCTION CYL DESCRIPTION										
KEYED, SINGLE CYLINDER, NON-DEADBOLT FUNCTIONS										
L9026	P6	Exit lock with cylinder (not available with N escutcheon)	\$1,055	\$1,061	\$1,070	\$1,070				
L9050	P6	Entrance/office lock	\$1,242	\$1,254	\$1,272	\$1,272				
LV9050	P6	Vandlgard entrance/office lock	\$1,377	\$1,389	\$1,407	\$1,407				
L9056	P6	Entrance/office lock with automatic unlocking	\$1,355	\$1,367	\$1,385	\$1,385				
L9056 with XL13-439	P6	Entrance/office lock with automatic unlocking and outside key override feature (specify L9056 with XL13-439 as special option)	\$1,555	\$1,567	\$1,585	\$1,585				
LV9056	P6	Vandlgard entrance/office lock with automatic unlocking	\$1,490	\$1,502	\$1,520	\$1,520				
LV9056 with XL13-439	P6	Vandlgard entrance/office lock with automatic unlocking and outside key override feature (specify LV9056 with XL13-439 as special option)	\$1,690	\$1,702	\$1,720	\$1,720				
L9070	P6	Classroom lock, exterior lockdown only	\$1,242	\$1,254	\$1,272	\$1,272				
LV9070	P6	Vandlgard classroom lock, exterior lockdown only	\$1,377	\$1,389	\$1,407	\$1,407				
L9076	P6	Classroom holdback lock, exterior lockdown only	\$1,242	\$1,254	\$1,272	\$1,272				
LV9076	P6	Vandlgard classroom holdback lock, exterior lockdown only	\$1,377	\$1,389	\$1,407	\$1,407				
L9080	P6	Storeroom lock	\$1,242	\$1,254	\$1,272	\$1,272				
LV9080	P6	Vandlgard storeroom lock	\$1,377	\$1,389	\$1,407	\$1,407				
L9081	P6	Accessible storeroom lock	\$1,242	\$1,254	\$1,272	\$1,272				
LV9081	P6	Vandlgard accessible storeroom lock	\$1,377	\$1,389	\$1,407	\$1,407				
L9092EL	P6	Electrically locking outside lever, outside cylinder	\$1,704	\$1,716	\$1,734	\$1,734				
LV9092EL	P6	Vandlgard electrically locking outside lever, outside cylinder	\$1,839	\$1,851	\$1,869	\$1,869				
L9092EU	P6	Electrically unlocking outside lever, outside cylinder	\$1,704	\$1,716	\$1,734	\$1,734				
LV9092EU	P6	Vandlgard electrically unlocking outside lever, outside cylinder	\$1,839	\$1,851	\$1,869	\$1,869				
L9093EL	P6	Electrically locking both levers, outside cylinder	\$1,704	\$1,716	\$1,734	\$1,734				
LV9093EL	P6	Vandlgard electrically locking both levers, outside cylinder	\$1,839	\$1,851	\$1,869	\$1,869				
L9093EU	P6	Electrically unlocking both levers, outside cylinder	\$1,704	\$1,716	\$1,734	\$1,734				
LV9093EU	P6	Vandlgard electrically unlocking both levers, outside cylinder	\$1,839	\$1,851	\$1,869	\$1,869				
KEYED, DOUBLE CYLINDER, NON-DEADBOLT FUNCTIONS										
L9060	P6	Apartment entrance lock	\$1,364	\$1,376	\$1,394	\$1,394				
LV9060	P6	Vandlgard apartment entrance lock	\$1,499	\$1,511	\$1,529	\$1,529				
L9066 with XL11-897 ¹	P6	Store lock	\$1,975	\$1,987	\$2,005	\$2,005				

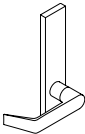
¹ Not available as sold separate lock chassis.

☞ Extended lead time

COMPLETE LOCKS			STANDARD STYLES				M COLLECTION				
<div></div> <div>ESCUTCHEON TRIM</div> <div>☞ Denotes a product that requires handing to be specified.</div> <div>Split finishes and designs will be priced at the highest list price of the design and/or finish.</div> <div>Keyed function pricing based on P6 cylinder with open S123 keyway.</div> <div>See page 184 for additional cylinder and keyway options.</div> <div>41 and 42 knobs not available on Vandlgard functions.</div>			01☒	02☒	01☒	02☒	01☒	02☒	M51	M52	
			03	05☒	03	05☒	03	05☒	M53☒	M54☒	
			06	07	06	07	06	07	M55☒	M56☒	
			12☞	17	12☞	17	12☞	17	M61☒☞	M63☒☞	
			18☒	ACC☞	18☒	OME	18☒	OME	M81	M82☒	
			AST☞	LAT☒	41☒	42☒	41☒	42☒	M83☒	M84☒	
			LON☒	MER☞	ACC☞ AST☞		LAT☒	LON☒	M85☒☞	ME1☒☞	
			OME	41☒	LAT☒ LON☒				ME2☒☞	ME3☒	
			42☒	MER☞						M57☒	M62☒☞
			Not available in 612		Not available in 613				Available only in 629 and 630		
			FINISHES								
			626	605, 606, 609 612, 619, 622, 625, 643e		613, 629, 630		605, 606, 609, 619, 622, 625, 626, 629, 630, 643e			
SERIES + FUNCTION	CYL	DESCRIPTION									
L9071	P6	Classroom security lock, interior/exterior lockdown	\$1,364	\$1,376		\$1,394		\$1,394			
LV9071	P6	Vandlgard classroom security lock, interior/exterior lockdown	\$1,499	\$1,511		\$1,529		\$1,529			
L9077	P6	Classroom security holdback lock, interior/exterior lockdown	\$1,364	\$1,376		\$1,394		\$1,394			
LV9077	P6	Vandlgard classroom security holdback lock, interior/exterior lockdown	\$1,499	\$1,511		\$1,529		\$1,529			
L9082	P6	Institution lock	\$1,364	\$1,376		\$1,394		\$1,394			
LV9082	P6	Vandlgard institution lock	\$1,499	\$1,511		\$1,529		\$1,529			
L9095EL	P6	Electrically locking both levers, inside and outside cylinder	\$1,826	\$1,838		\$1,856		\$1,856			
LV9095EL	P6	Vandlgard electrically locking both levers, inside and outside cylinder	\$1,961	\$1,973		\$1,991		\$1,991			
L9095EU	P6	Electrically unlocking both levers, inside and outside cylinder	\$1,826	\$1,838		\$1,856		\$1,856			
LV9095EU	P6	Vandlgard electrically unlocking both levers, inside and outside cylinder	\$1,961	\$1,973		\$1,991		\$1,991			
KEYED, SINGLE CYLINDER, DEADBOLT FUNCTIONS											
L9453	P6	Entrance/office lock with deadbolt	\$1,283	\$1,295		\$1,313		\$1,313			
LV9453	P6	Vandlgard entrance/office lock with deadbolt	\$1,418	\$1,430		\$1,448		\$1,448			
L9456	P6	Corridor lock with deadbolt	\$1,283	\$1,295		\$1,313		\$1,313			
L9456 with XL13-439	P6	Corridor lock with deadbolt and outside key override feature (specify L9456 with XL13-439 as special option)	\$1,483	\$1,495		\$1,513		\$1,513			
LV9456	P6	Vandlgard corridor lock with deadbolt	\$1,418	\$1,430		\$1,448		\$1,448			
LV9456 with XL13-439	P6	Vandlgard corridor lock with deadbolt and outside key override feature (specify LV9456 with XL13-439 as special option)	\$1,618	\$1,630		\$1,648		\$1,648			
L9465	P6	Closet/storeroom Lock	\$1,283	\$1,295		\$1,313		\$1,313			
L9473	P6	Dormitory/bedroom lock	\$1,283	\$1,295		\$1,313		\$1,313			
L9480	P6	Storeroom lock with deadbolt	\$1,403	\$1,415		\$1,433		\$1,433			
L9480 with XL13-439	P6	Storeroom lock with deadbolt and outside key override feature (specify L9480 with XL13-439 as special option)	\$1,603	\$1,615		\$1,633		\$1,633			
LV9480	P6	Vandlgard storeroom lock with deadbolt	\$1,538	\$1,550		\$1,568		\$1,568			
LV9480 with XL13-439	P6	Vandlgard storeroom lock with deadbolt and outside key override feature (specify LV9480 with XL13-439 as special option)	\$1,738	\$1,750		\$1,768		\$1,768			
L9485	P6	Faculty restroom/hotel lock with deadbolt	\$1,325	\$1,337		\$1,355		\$1,355			
L9485 with XL13-439	P6	Faculty restroom/hotel lock with deadbolt and outside key override feature (specify L9485 with XL13-439 as special option)	\$1,525	\$1,537		\$1,555		\$1,555			

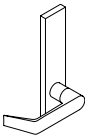
¹ Not available as sold separate lock chassis.

☞ Extended lead time

COMPLETE LOCKS			STANDARD STYLES				M COLLECTION			
<div></div> <div>ESCUTCHEON TRIM</div> <p>☞ Denotes a product that requires handing to be specified.</p> <p>Split finishes and designs will be priced at the highest list price of the design and/ or finish.</p> <p>Keyed function pricing based on P6 cylinder with open S123 keyway. See page 184 for additional cylinder and keyway options.</p> <p>41 and 42 knobs not available on Vandlgard functions.</p>			01☒	02☒	01☒	02☒	01☒	02☒	M51	M52
			03	05☒	03	05☒	03	05☒	M53☒	M54☒
			06	07	06	07	06	07	M55☒	M56☒
			12☞	17	12☞	17	12☞	17	M61☒☞	M63☒☞
			18☒	ACC☞	18☒	OME	18☒	OME	M81	M82☒
			AST☞	LAT☒	41☒	42☒	41☒	42☒	M83☒	M84☒
			LON☒	MER☞	ACC☞	AST☞	LAT☒	LON☒	M85☒☞	ME1☒☞
			OME	41☒	LAT☒	LON☒	Not available in 613		ME2☒☞	ME3☒
			42☒	MER☞	M57☒				M62☒☞	
					Not available in 612				Available only in 629 and 630	
FINISHES										
			626	605, 606, 609 612, 619, 622, 625, 643e		613, 629, 630		605, 606, 609, 619, 622, 625, 626, 629, 630, 643e		
SERIES + FUNCTION	CYL	DESCRIPTION								
LV9485	P6	Vandlgard faculty restroom/hotel lock with deadbolt	\$1,460	\$1,472		\$1,490		\$1,490		
L9485 with XL11-557	P6	Prison function lock, available on L escutcheon only (specify L9485 with XL11-557 as a special option)	\$2,299	\$2,311		\$2,329		N/A		
L9492EL	P6	Electrically locking outside lever, outside cylinder, inside thumbturn, with deadbolt	\$2,005	\$2,017		\$2,035		\$2,035		
L9492EL with XL13-439	P6	Electrically locking/unlocking outside lever, outside cylinder, inside thumbturn with deadbolt and outside key override feature (specify L9492EL with XL13-439 as special option)	\$2,205	\$2,217		\$2,235		\$2,235		
LV9492EL	P6	Vandlgard electrically locking outside lever, outside cylinder, inside thumbturn, with deadbolt	\$2,140	\$2,152		\$2,170		\$2,170		
LV9492EL with XL13-439	P6	Vandlgard electrically locking/unlocking outside lever, outside cylinder, inside thumbturn with deadbolt and outside key override feature (specify LV9492EL with XL13-439 as special option)	\$2,340	\$2,352		\$2,370		\$2,370		
L9492EU	P6	Electrically unlocking outside lever, outside cylinder, inside thumbturn, with deadbolt	\$2,005	\$2,017		\$2,035		\$2,035		
L9492EU with XL13-439	P6	Electrically locking/unlocking outside lever, outside cylinder, inside thumbturn with deadbolt and outside key override feature (specify L9492EU with XL13-439 as special option)	\$2,205	\$2,217		\$2,235		\$2,235		
LV9492EU	P6	Vandlgard electrically unlocking outside lever, outside cylinder, inside thumbturn, with deadbolt	\$2,140	\$2,152		\$2,170		\$2,170		
LV9492EU with XL13-439	P6	Vandlgard electrically locking/unlocking outside lever, outside cylinder, inside thumbturn with deadbolt and outside key override feature (specify LV9492EU with XL13-439 as special option)	\$2,340	\$2,352		\$2,370		\$2,370		
L9493EL	P6	Electrically locking both levers, outside cylinder, inside thumbturn, with deadbolt	\$2,005	\$2,017		\$2,035		\$2,035		
L9493EL with XL13-439	P6	Electrically locking/unlocking both levers, outside cylinder, inside thumbturn with deadbolt and outside key override feature (specify L9493EL with XL13-439 as special option)	\$2,205	\$2,217		\$2,235		\$2,235		
LV9493EL	P6	Vandlgard electrically locking both levers, outside cylinder, inside thumbturn, with deadbolt	\$2,140	\$2,152		\$2,170		\$2,170		
LV9493EL with XL13-439	P6	Vandlgard electrically locking/unlocking both levers, outside cylinder, inside thumbturn with deadbolt and outside key override feature (specify LV9493EL with XL13-439 as special option)	\$2,340	\$2,352		\$2,370		\$2,370		
L9493EU	P6	Electrically unlocking both levers, outside cylinder, inside thumbturn, with deadbolt	\$2,005	\$2,017		\$2,035		\$2,035		

¹ Not available as sold separate lock chassis.


☒ Extended lead time

COMPLETE LOCKS			STANDARD STYLES						M COLLECTION	
<div></div> <div>ESCUTCHEON TRIM</div> <p>☞ Denotes a product that requires handing to be specified.</p> <p>Split finishes and designs will be priced at the highest list price of the design and/ or finish.</p> <p>Keyed function pricing based on P6 cylinder with open S123 keyway. See page 184 for additional cylinder and keyway options.</p> <p>41 and 42 knobs not available on Vandlgard functions.</p>			01☒	02☒	01☒	02☒	01☒	02☒	M51	M52
			03	05☒	03	05☒	03	05☒	M53☒	M54☒
			06	07	06	07	06	07	M55☒	M56☒
			12☞	17	12☞	17	12☞	17	M61☒☞	M63☒☞
			18☒	ACC☞	18☒	OME	18☒	OME	M81	M82☒
			AST☞	LAT☒	41☒	42☒	41☒	42☒	M83☒	M84☒
			LON☒	MER☞	ACC☞	AST☞	LAT☒	LON☒	M85☒☞	ME1☒☞
			OME	41☒	LAT☒	LON☒	Not available in 613	Not available in 612	ME2☒☞	ME3☒
			42☒	MER☞	Not available in 612				M57☒	M62☒☞
						FINISHES				
SERIES + FUNCTION CYL DESCRIPTION			626	605, 606, 609 612, 619, 622, 625, 643e		613, 629, 630		605, 606, 609, 619, 622, 625, 626, 629, 630, 643e		
L9493EU with XL13-439	P6	Electrically locking/unlocking both levers, outside cylinder, inside thumbturn with deadbolt and outside key override feature (specify L9493EU with XL13-439 as special option)	\$2,205	\$2,217		\$2,235		\$2,235		
LV9493EU	P6	Vandlgard electrically unlocking both levers, outside cylinder, inside thumbturn, with deadbolt	\$2,140	\$2,152		\$2,170		\$2,170		
LV9493EU with XL13-439	P6	Vandlgard electrically locking/unlocking both levers, outside cylinder, inside thumbturn with deadbolt and outside key override feature (specify LV9493EU with XL13-439 as special option)	\$2,340	\$2,352		\$2,370		\$2,370		
KEYED, DOUBLE CYLINDER, DEADBOLT FUNCTIONS										
L9457	P6	Classroom security lock with deadbolt	\$1,401	\$1,413		\$1,431		\$1,431		
LV9457	P6	Vandlgard classroom security lock with deadbolt	\$1,536	\$1,548		\$1,566		\$1,566		
L9458	P6	Classroom security lock with deadbolt and auxiliary latch	\$1,401	\$1,413		\$1,431		\$1,431		
LV9458	P6	Vandlgard classroom security lock with deadbolt and auxiliary latch	\$1,536	\$1,548		\$1,566		\$1,566		
L9466	P6	Utility room/storeroom lock	\$1,364	\$1,376		\$1,394		\$1,394		
L9482 with XL11-543	P6	Institution lock with deadbolt (specify L9482 with XL11-543 as a special option)	\$2,185	\$2,197		\$2,215		\$2,215		
LV9482 with XL11-543	P6	Vandlgard institution lock with deadbolt (specify LV9482 with XL11-543 as a special option)	\$2,320	\$2,332		\$2,350		\$2,350		
L9494EL	P6	Electrically locking outside lever, inside and outside cylinders, with deadbolt	\$2,128	\$2,140		\$2,158		\$2,158		
LV9494EL	P6	Vandlgard electrically locking outside lever, inside and outside cylinders, with deadbolt	\$2,263	\$2,275		\$2,293		\$2,293		
L9494EU	P6	Electrically unlocking outside lever, inside and outside cylinders, with deadbolt	\$2,128	\$2,140		\$2,158		\$2,158		
LV9494EU	P6	Vandlgard electrically unlocking outside lever, inside and outside cylinders, with deadbolt	\$2,263	\$2,275		\$2,293		\$2,293		
L9495EL	P6	Electrically locking both levers, inside and outside cylinders, with deadbolt	\$2,128	\$2,140		\$2,158		\$2,158		
LV9495EL	P6	Vandlgard electrically locking both levers, inside and outside cylinders, with deadbolt	\$2,263	\$2,275		\$2,293		\$2,293		
L9495EU	P6	Electrically unlocking both levers, inside and outside cylinders, with deadbolt	\$2,128	\$2,140		\$2,158		\$2,158		
LV9495EU	P6	Vandlgard electrically unlocking both levers, inside and outside cylinders, with deadbolt	\$2,263	\$2,275		\$2,293		\$2,293		

¹ Not available as sold separate lock chassis.

☞ Extended lead time



COMPLETE LOCKS			FINISHES									
<div>DEADBOLTS</div> <div> Denotes a product that requires handing to be specified</div> <div>Split finishes and designs will be priced at the highest list price of the design and/ or finish.</div> <div>Keyed function pricing based on P6 cylinder with open S123 keyway. See page 184 for additional cylinder and keyway options.</div> <div><div>SERIES + FUNCTION</div><div>CYL DESCRIPTION</div></div>			626	605	613 629 630	With ligature resistant components 630						
				606								
				609								
				612								
				619								
				622								
				625								
				643e								
				L9000 SERIES DEADBOLTS - SECTIONAL TRIM								
				L9460			P6	Cylinder x thumbturn mortise deadbolt	\$584	\$596	\$614	\$1,265
L9462	P6	Double cylinder mortise deadbolt	\$730	\$742	\$760	\$920						
L9463	P6	Cylinder x cylinder thumbturn mortise deadbolt	\$730	\$742	\$760	N/A						
L9463 with XB11-720	P6	Cylinder x cylinder thumbturn mortise deadbolt with B100 Series style thumbturn	\$1,012	\$1,024	\$1,042	N/A						
L9464	P6	Cylinder only mortise deadbolt	\$499	\$511	\$529	\$593						
L9000 SERIES DEADBOLTS - ESCUTCHEON TRIM (L ESCUTCHEON ONLY)												
L9460	P6	Cylinder x thumbturn mortise deadbolt	\$613	\$625	\$643	N/A						
L9462	P6	Double cylinder mortise deadbolt	\$759	\$771	\$789	N/A						
L9463	P6	Cylinder x cylinder thumbturn mortise deadbolt	\$759	\$771	\$789	N/A						
L9463 with XB11-720	P6	Cylinder x cylinder thumbturn mortise deadbolt with B100 Series style thumbturn	\$1,041	\$1,053	\$1,071	N/A						
L9464	P6	Cylinder only mortise deadbolt	\$528	\$540	\$558	N/A						

☞ Extended lead time



COMPLETE LOCKS			STYLES							
<div>DEADBOLTS</div> <div> Denotes a product that requires handing to be specified.</div> <div>Split finishes and designs will be priced at the highest list price of the design and/or finish.</div> <div>Keyed function pricing based on P6 cylinder with open S123 keyway. See page 184 for additional cylinder and keyway options.</div> <div>Specify XL11-000 in comments when ordering ligature resistant knob and XL12-482 when ordering ligature resistant lever. Price includes lever/knob, thumbturn and cylinder ring as appropriate.</div>			03	01 02	01 02	01 02	M51	M52	SKI	SL1
				05 06	03 05	03 05	M53 M54			
				12 17	06 07	06 12	M55 M56			
				18 ACC	12 17	17 18	M61 M63			
				AST LAT	18 OME	OME 41	M81 M82			
				LAT LON	41 42	42	M83 M84			
				MER OME	ACC AST	LAT LON	M85 ME1			
				41 42	LAT LON		ME2 ME3			
				MER		M57 M62				
				Not available in 612	Not available in 613	Available only in 629 and 630				
FINISHES										
	626	626	605, 606, 609, 612, 619, 622, 625, 643e (612 not available on C, AVA or MER roses)	(613 not available on C, AVA or MER roses; 629 and 630 not available on AVA or MER roses)	605, 606, 609, 619, 622, 625, 626, 629, 630, 643e	630	630			
SERIES + FUNCTION CYL DESCRIPTION										
L9000 SERIES SPECIAL FUNCTION DEADBOLTS - ROSE TRIM										
L9460 with XL11-635 ¹	P6	Cylinder x thumbturn deadbolt with inside active lever (specify L9460 with XL11-635 as a special option)	\$1,683	\$1,793	\$1,805	\$1,823	\$1,823	\$2,679	\$2,915	
L9460 with XL11-886 ¹	P6	Single cylinder deadbolt with inside active lever (specify L9460 with XL11-886 as a special option)	\$1,716	\$1,826	\$1,838	\$1,856	\$1,856	\$2,712	\$2,948	
L9462 with XL11-886 ¹	P6	Double cylinder deadbolt with active inside lever (specify L9462 with XL11-886 as a special option)	\$1,797	\$1,907	\$1,919	\$1,937	\$1,937	\$2,793	\$3,029	
L9464 with XL11-886 ¹	P6	Single cylinder deadbolt with inside active lever (specify L9464 with XL11-886 as a special option)	\$1,716	\$1,826	\$1,838	\$1,856	\$1,856	\$2,712	\$2,948	
L9000 SERIES DEADBOLTS - ESCUTCHEON TRIM										
L9460 with XL11-635 ¹	P6	Cylinder x thumbturn deadbolt with inside active lever (specify L9460 with XL11-635 as a special option)	\$1,822	\$1,822	\$1,834	\$1,852	\$1,852	N/A	N/A	
L9460 with XL11-886 ¹	P6	Single cylinder deadbolt with inside active lever (specify L9460 with XL11-886 as a special option)	\$1,855	\$1,855	\$1,867	\$1,885	\$1,885	N/A	N/A	
L9462 with XL11-886 ¹	P6	Double cylinder deadbolt with active inside lever (specify L9462 with XL11-886 as a special option)	\$1,936	\$1,936	\$1,948	\$1,966	\$1,966	N/A	N/A	
L9464 with XL11-886 ¹	P6	Single cylinder deadbolt with inside active lever (specify L9464 with XL11-886 as a special option)	\$1,855	\$1,855	\$1,867	\$1,885	\$1,885	N/A	N/A	

¹ Not available as sold separate lock chassis.

⚙ Extended lead time



COMPLETE LOCKS			FINISHES			
DEADBOLTS 🔑 Denotes a product that requires handing to be specified. Split finishes and designs will be priced at the highest list price of the design and/or finish. Keyed function pricing based on P6 cylinder with open S123 keyway. See page 184 for additional cylinder and keyway options. Specify XL11-000 in comments when ordering ligature-resistant option. SERIES + FUNCTION CYL DESCRIPTION			626	605 606 609 612 619 622 625 643e	613 629 630	With ligature resistant components 630
L9000 SERIES DEADBOLTS - ROSE TRIM ONLY						
L460	P6	Cylinder x thumbturn small case mortise deadbolt	\$396	\$408	\$426	\$1,077
L462	P6	Double cylinder small case mortise deadbolt	\$468	\$480	\$498	\$658
L463	P6	Cylinder x cylinder thumbturn small case mortise deadbolt	\$468	\$480	\$498	N/A
L463 with XB11-720	P6	Cylinder x cylinder thumbturn small case mortise deadbolt with B100 Series style thumbturn	\$750	\$762	\$780	N/A
L464	P6	Cylinder only mortise deadbolt	\$382	\$394	\$412	\$476
L480	P6	Thumbturn only small case mortise deadbolt	\$332	\$344	\$362	\$874
L496	P6	Cylinder x thumbturn small case mortise deadbolt with chevron "OCCUPIED" indicator, not available in 609 finish	\$573	\$585	\$603	N/A

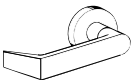



























































🕒 Extended lead time

COMPLETE LOCKS			LIGATURE RESISTANT		
<p>LIGATURE RESISTANT</p> <p> Denotes a product that requires handing to be specified</p> <p>Split finishes and designs will be priced at the highest list price of the design and/or finish.</p> <p>Ligature resistant products cannot be ordered less components.</p> <p>Keyed function pricing based on P6 cylinder with open S123 keyway. See page 184 for additional cylinder and keyway options.</p> <p>Specify XL11-000 in comments when ordering ligature resistant knob and XL12-482 when ordering ligature resistant lever. Price includes lever/knob, thumbturn and cylinder ring as appropriate.</p>					
			SK1	SL1	HSLR
			FINISHES		
<p>SERIES +</p> <p>FUNCTION CYL DESCRIPTION</p>			630	630	630
NON-KEYED FUNCTIONS					
L9010		Passage latch	\$1,833	\$2,069	\$2,329
L9044		Privacy with coin turn outside	N/A	N/A	\$2,418
L9444		Privacy with deadbolt and coin turn outside	N/A	N/A	\$2,578
L9090EL		Electrically locking outside lever, no cylinder	\$2,440	\$2,676	N/A
L9090EU		Electrically unlocking outside lever, no cylinder	\$2,440	\$2,676	N/A
L9091EL		Electrically locking both levers, no cylinder	\$2,440	\$2,676	N/A
L9091EU		Electrically unlocking both levers, no cylinder	\$2,440	\$2,676	N/A
KEYED, SINGLE CYLINDER, NON-DEADBOLT FUNCTIONS					
L9050	P6	Entrance/office lock	\$2,099	\$2,335	\$2,595
L9056	P6	Entrance/office lock with automatic unlocking	\$2,212	\$2,448	\$2,708
L9070	P6	Classroom lock, exterior lockdown only	\$2,099	\$2,335	\$2,595
L9076	P6	Classroom holdback lock, exterior lockdown only	\$2,099	\$2,335	N/A
L9080	P6	Storeroom lock	\$2,099	\$2,335	\$2,595
L9092EL	P6	Electrically locking outside lever, outside cylinder	\$2,561	\$2,797	\$3,057
L9092EU	P6	Electrically unlocking outside lever, outside cylinder	\$2,561	\$2,797	\$3,057
L9093EL	P6	Electrically locking both levers, outside cylinder	\$2,561	\$2,797	\$3,057
L9093EU	P6	Electrically unlocking both levers, outside cylinder	\$2,561	\$2,797	\$3,057
KEYED, DOUBLE CYLINDER, NON-DEADBOLT FUNCTIONS					
L9060	P6	Apartment entrance lock	\$2,221	\$2,457	N/A
L9066 with XL11-897	P6	Store lock	\$2,832	\$3,068	N/A
L9071	P6	Classroom security lock, interior/exterior lockdown	\$2,221	\$2,457	\$2,717
L9077	P6	Classroom security holdback lock, interior/exterior lockdown	\$2,221	\$2,457	N/A
L9082	P6	Institution lock	\$2,221	\$2,457	\$2,717

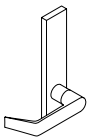

Extended lead time

COMPLETE LOCKS			LIGATURE RESISTANT		
<p>LIGATURE RESISTANT</p> <p> Denotes a product that requires handing to be specified</p> <p>Split finishes and designs will be priced at the highest list price of the design and/or finish.</p> <p>Ligature resistant products cannot be ordered less components.</p> <p>Keyed function pricing based on P6 cylinder with open S123 keyway. See page 184 for additional cylinder and keyway options.</p> <p>Specify XL11-000 in comments when ordering ligature resistant knob and XL12-482 when ordering ligature resistant lever. Price includes lever/knob, thumbturn and cylinder ring as appropriate.</p>					
			SK1	SL1	HSLR
			FINISHES		
SERIES +			630	630	630
FUNCTION	CYL	DESCRIPTION			
L9095EL	P6	Electrically locking both levers, inside and outside cylinder	\$2,683	\$2,919	\$3,179
L9095EU	P6	Electrically unlocking both levers, inside and outside cylinder	\$2,683	\$2,919	\$3,179
KEYED, SINGLE CYLINDER, DEADBOLT FUNCTIONS					
L9453	P6	Entrance/office lock with deadbolt	\$2,140	\$2,376	\$2,636
L9456	P6	Corridor lock with deadbolt	\$2,140	\$2,376	\$2,636
L9465	P6	Closet/storeroom lock	\$2,140	\$2,376	\$2,636
L9473	P6	Dormitory/bedroom lock	\$2,140	\$2,376	\$2,636
L9480	P6	Storeroom lock with deadbolt	\$2,260	\$2,496	\$2,756
L9485	P6	Faculty restroom/hotel lock with deadbolt	\$2,182	\$2,418	\$2,678
L9492EL	P6	Electrically locking outside lever, outside cylinder, inside thumbturn, with deadbolt	\$2,862	\$3,098	\$3,358
L9492EU	P6	Electrically unlocking outside lever, outside cylinder, inside thumbturn, with deadbolt	\$2,862	\$3,098	\$3,358
L9493EL	P6	Electrically locking both levers, outside cylinder, inside thumbturn, with deadbolt	\$2,862	\$3,098	\$3,358
L9493EU	P6	Electrically unlocking both levers, outside cylinder, inside thumbturn, with deadbolt	\$2,862	\$3,098	\$3,358
KEYED, DOUBLE CYLINDER, DEADBOLT FUNCTIONS					
L9457	P6	Classroom security lock with deadbolt	\$2,258	\$2,494	\$2,754
L9458	P6	Classroom security lock with deadbolt and auxiliary latch	\$2,258	\$2,494	N/A
L9466	P6	Utility room/storeroom lock	\$2,221	\$2,457	\$2,717
L9494EL	P6	Electrically locking outside lever, inside and outside cylinders, with deadbolt	\$2,985	\$3,221	N/A
L9494EU	P6	Electrically unlocking outside lever, inside and outside cylinders, with deadbolt	\$2,985	\$3,221	N/A
L9495EL	P6	Electrically locking both levers, inside and outside cylinders, with deadbolt	\$2,985	\$3,221	N/A
L9495EU	P6	Electrically unlocking both levers, inside and outside cylinders, with deadbolt	\$2,985	\$3,221	N/A

Extended lead time

COMPLETE LOCKS			STANDARD STYLES						M COLLECTION	
<div></div> <div>LM9300 ROSE TRIM</div> <div> Denotes a product that requires handing to be specified.</div> <div>Split finishes and designs will be priced at the highest list price of the design and/or finish.</div> <div>Keyed function pricing based on P6 cylinder with open S123 keyway. See page 184 for additional cylinder and keyway options.</div> <div>Solution requires door and rod set sold through Steelcraft. Please contact your local sales representative for more details.</div> <div>41 and 42 knobs not available on Vandlgard functions.</div>			01  02  - 05  06 07 12  17 18  ACC  AST  LAT  LON  MER  OME 41  42 	01  02  03 05  06 07 12  17 18  OME 41  42  ACC  AST  LAT  LON  MER  Not available in 612	01  02  03 05  06 07 12  17 18  OME 41  42  LAT  LON  Not available in 613	M51 M52 M53  M54  M55  M56  M61  M63  M81 M82  M83  M84  M85  ME1  ME2  ME3  M57  M62  Available only in 629 and 630				
	FINISHES									
	626	626	605, 606, 609, 612, 619, 622, 625, 643e <small>(612 not available on C, AVA or MER roses)</small>	613, 629, 630 <small>(613 not available on C, AVA or MER roses; 629 and 630 not available on AVA or MER roses)</small>	605, 606, 609, 619, 622, 625, 626, 629, 630, 643e					
	SERIES + FUNCTION CYL DESCRIPTION									
	NON-KEYED FUNCTIONS			ROSE TRIM						
	LM9310 		Multi-point passage latch	\$2,179	\$2,289	\$2,301	\$2,319	\$2,319		
	LM9325 		Multi-point exit or communicating lock	\$2,057	\$2,112	\$2,118	\$2,127	\$2,127		
	KEYED, SINGLE CYLINDER, NON-DEADBOLT FUNCTIONS			ROSE TRIM						
	LM9350 	P6	Multi-point entrance/office lock	\$2,445	\$2,555	\$2,567	\$2,585	\$2,585		
	LMV9350 	P6	Vandlgard multi-point entrance/office lock	\$2,580	\$2,690	\$2,702	\$2,720	\$2,720		
LM9370 	P6	Multi-point classroom lock	\$2,445	\$2,555	\$2,567	\$2,585	\$2,585			
LMV9370 	P6	Vandlgard multi-point classroom lock	\$2,580	\$2,690	\$2,702	\$2,720	\$2,720			
LM9380 	P6	Multi-point storeroom lock	\$2,445	\$2,555	\$2,567	\$2,585	\$2,585			
LMV9380 	P6	Vandlgard multi-point storeroom lock	\$2,580	\$2,690	\$2,702	\$2,720	\$2,720			
KEYED, DOUBLE CYLINDER, DEADBOLT FUNCTIONS			ROSE TRIM							
LM9371 	P6	Multi-point classroom security lock	\$2,567	\$2,677	\$2,689	\$2,707	\$2,707			
LMV9371 	P6	Vandlgard multi-point classroom security lock	\$2,702	\$2,812	\$2,824	\$2,842	\$2,842			

🕒 Extended lead time

COMPLETE LOCKS										M COLLECTION		
<div></div> <div>LM9300 ESCUTCHEON TRIM</div> <div><div> Denotes a product that requires handing to be specified.</div><div>Split finishes and designs will be priced at the highest list price of the design and/or finish.</div><div>Keyed function pricing based on P6 cylinder with open S123 keyway. See page 184 for additional cylinder and keyway options.</div><div>Solution requires door and rod set sold through Steelcraft. Please contact your local sales representative for more details.</div><div>41 and 42 knobs not available on Vandlgard functions.</div></div>				01🔒	02🔒	01🔒	02🔒	01🔒	02🔒	M51	M52	
				03	05🔒	03	05🔒	03	05🔒	M53🔒	M54🔒	
				06	07	06	07	06	07	M55🔒	M56🔒	
				12🔒	17	12🔒	17	12🔒	17	M61🔒🔒	M63🔒🔒	
				18🔒	ACC🔒	18🔒	OME	18🔒	OME	M81	M82🔒	
				AST🔒	LAT🔒	41🔒	42🔒	41🔒	42🔒	M83🔒	M84🔒	
				LON🔒	MER🔒	ACC🔒 AST🔒 LAT🔒 LON🔒		LAT🔒 LON🔒		M85🔒🔒	ME1🔒🔒	
				OME	41🔒					ME2🔒🔒	ME3🔒	
				42🔒	MER🔒		Not available in 612		Not available in 613		M57🔒 M62🔒🔒	
				Available only in 629 and 630								
626		605, 606, 609, 612, 619, 622, 625, 643e (612 not available on C rose)		613, 629, 630 (613 not available on C rose)		605, 606, 609, 619, 622, 625, 626, 629, 630, 643e						
SERIES + FUNCTION CYL DESCRIPTION												
NON-KEYED FUNCTIONS												
LM9310 🔄		Multi-point passage latch		\$2,318		\$2,330		\$2,348		\$2,348		
LM9325 🔄		Multi-point exit or communicating lock		\$2,127		\$2,133		\$2,142		\$2,142		
KEYED, SINGLE CYLINDER, NON-DEADBOLT FUNCTIONS												
LM9350 🔄	P6	Multi-point entrance/office lock		\$2,584		\$2,596		\$2,614		\$2,614		
LMV9350 🔄	P6	Vandlgard multi-point entrance/office lock		\$2,719		\$2,731		\$2,749		\$2,749		
LM9370 🔄	P6	Multi-point classroom lock		\$2,584		\$2,596		\$2,614		\$2,614		
LMV9370 🔄	P6	Vandlgard multi-point classroom lock		\$2,719		\$2,731		\$2,749		\$2,749		
LM9380 🔄	P6	Multi-point storeroom lock		\$2,584		\$2,596		\$2,614		\$2,614		
LMV9380 🔄	P6	Vandlgard multi-point storeroom lock		\$2,719		\$2,731		\$2,749		\$2,749		
KEYED, DOUBLE CYLINDER, DEADBOLT FUNCTIONS												
LM9371 🔄	P6	Multi-point classroom security lock		\$2,706		\$2,718		\$2,736		\$2,736		
LMV9371 🔄	P6	Vandlgard multi-point classroom security lock		\$2,841		\$2,853		\$2,871		\$2,871		

✎ Extended lead time

COMPLETE LOCKS

CYLINDER ADJUSTMENTS

Keyed locks on the previous pages are priced including the P6 cylinder with open keyway. Provided below are pricing adjustments based on other available cylinder types. For Primus and Primus XP cylinders, order lock less cylinder and order the Primus or Primus XP cylinder separately.

For complete details on cylinders, tailpieces, keying and keys, including cylinders sold separate, see the [Cylinders](#) and [Keys](#) sections at the back of this book.

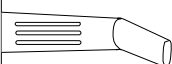
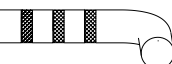
CYLINDER ADJUSTMENTS					
Restricted keyways include: Everest 29 R and T keyways, Everest B and D keyways and Classic (Reverse/Quad/Numbered) keyways					
Description	Specify	Single cylinder function Price adjustment		Double cylinder function Price adjustment	
		Open	Restricted	Open	Restricted
Conventional 6-pin cylinder	P6	\$0.00	\$27.00	\$0.00	\$54.00
Conventional 6-pin cylinder, keyed 5	P	\$0.00	\$27.00	\$0.00	\$54.00
Everest SL Conventional Cylinder, 7 pin	Z	N/A	\$27.00	N/A	\$54.00
Less conventional cylinder	L	-\$109.00		-\$218.00	
Concealed mortise cylinder, 6-pin/keyed 5	C	\$53.00	\$80.00	\$106.00	\$160.00
Concealed mortise cylinder, 6-pin	C6	\$53.00	\$80.00	\$106.00	\$160.00
Less Concealed Mortise Cylinder	W	-\$109.00		-\$218.00	
Conventional Primus/Primus XP cylinder	Order separately (Restricted keyways only, see Cylinders section)				
FSIC (Full size interchangeable core)	R	\$99.00	\$126.00	\$198.00	\$252.00
FSIC – Construction Core (requires 50-231 handling charge of \$14.00 per cylinder)	T	\$99.00	N/A	\$198.00	N/A
Everest SL - FSIC, 7-pin	M	N/A	\$126.00	N/A	\$252.00
Less FSIC	J	\$0.00		\$0.00	
Full size interchangeable Primus/Primus XP core	Order separately (Restricted keyways only, see Cylinders section)				
SFIC (Small format interchangeable core) 7-pin (N/A with faculty restroom/hotel functions L9485 or L9486)	G	N/A	\$125.00	N/A	\$250.00
Refundable Construction SFIC (N/A with faculty restroom/hotel functions L9485 or L9486) (requires 50-231 handling charge of \$14.00 per cylinder)	H	\$60.00	N/A	\$120.00	N/A
Disposable Construction SFIC (N/A with faculty restroom/hotel functions L9485 or L9486)	BDC	-\$15.00	N/A	-\$30.00	N/A
Less SFIC (N/A with faculty restroom/hotel functions L9485 or L9486)	B	-\$15.00		-\$30.00	

Construction cores (T and H) have an additional handling charge 50-231

COMPLETE LOCKS

STYLE OPTIONS

Specify on order only if requesting an option other than the default

	MILLED PATTERN	KNURLED PATTERN	OPTIONAL	
			Specify	Price adjustment per lever
TACTILE WARNING				
01	Milled		801	\$67.00
02		Knurled	802	\$67.00
03		Knurled	803	\$67.00
05	Milled		805	\$67.00
06	Milled		806	\$67.00
07	Milled		807	\$67.00
12	Milled		812	\$67.00
17	Milled		817	\$67.00
18	Milled		818	\$67.00
M51		Knurled	851	\$67.00
M52		Knurled	852	\$67.00
M81		Knurled	881	\$67.00
ME1	Milled		8E1	\$67.00
ME2	Milled		8E2	\$67.00
ME3	Milled		8E3	\$67.00

Note: Knurled levers are not available in 605, 606, 619, 622, 626AM, 630AM and 643e finishes.

FOLGER ADAM CO® LEVER TRAK™		
Modified inside and outside O3 lever for Folger Adam Co.® Lever Trak™.		
Specify lever design as 503.	503	\$144.00
Available rose trim only, not available 629 or 630 finish.		

ANTIMICROBIAL COATING		
Rose trim: Adds silver-ion based antimicrobial coating to inside lever, bushing, rose & thumbturn and outside lever, bushing, rose, cylinder ring, and cylinder faceplate.		
Escutcheon trim: Adds silver-ion based antimicrobial coating to inside lever, bushing, escutcheon & thumbturn and outside lever, bushing, escutcheon, and cylinder face plate.		
Specify finish as either 626AM or 630AM.	626AM or 630AM	\$70.80

COMPLETE LOCKS

ARMOR FRONT

Specify on order only if requesting an option other than the default

- Default 1-1/4" wide armor front - standard for doors 1-3/4" and thicker
- Optional 1-1/16" wide armor front - recommended for doors thinner than 1-3/4", including 1-3/8" doors
- Armor front finish will match the inside lever/knob finish

	DEFAULT	OPTIONAL
	≥ 1-3/4" doors	Thin doors < 1-3/4" Specify
NON-KEYED FUNCTIONS		
L9010	09-662	09-668
L9025	09-663	09-669
L9040	09-662	09-668
LV9040	09-662	N/A
L9040 with XL11-446	09-662	09-668
LV9040 with XL11-446	09-662	N/A
L9044	09-662	09-668
LV9044	09-662	N/A
L9110 with XL11-741	09-661	N/A
L9412 with XL11-907	09-666	09-672
L9440	09-664	09-670
LV9440	09-664	N/A
L9444	09-664	09-670
LV9444	09-664	N/A
L9090EL/EU	09-663	09-669
L9090EL/EU with DPS	09-666	09-672
LV9090EL/EU	09-663	N/A
LV9090EL/EU with DPS	09-666	N/A
L9091EL/EU	09-663	09-669
L9091EL/EU with DPS	09-666	09-672
LV9091EL/EU	09-663	N/A
LV9091EL/EU with DPS	09-666	N/A
NON-KEYED DUMMY FUNCTIONS		
L0170	N/A	N/A
L0172	N/A	N/A
L9175	09-661	09-667
L9176	09-661	09-667
KEYED, SINGLE CYLINDER, NON-DEADBOLT FUNCTIONS		
L9026	09-663	09-669
L9050	09-663	09-669
LV9050	09-663	N/A
L9056	09-663	09-669
LV9056	09-663	N/A
L9070	09-663	09-669
LV9070	09-663	N/A

	DEFAULT	OPTIONAL
	≥ 1-3/4" doors	Thin doors < 1-3/4" Specify
L9076	09-713	09-718
LV9076	09-713	N/A
L9080	09-663	09-669
LV9080	09-663	N/A
L9092EL/EU	09-663	09-669
L9092EL/EU with DPS	09-666	09-672
LV9092EL/EU	09-663	N/A
LV9092EL/EU with DPS	09-666	N/A
L9093EL/EU	09-663	09-669
L9093EL/EU with DPS	09-666	09-672
LV9093EL/EU	09-663	N/A
LV9093EL/EU with DPS	09-666	N/A
KEYED, DOUBLE CYLINDER, NON-DEADBOLT FUNCTIONS		
L9060	09-663	09-669
LV9060	09-663	N/A
L9066	09-663	09-669
L9071	09-663	09-669
LV9071	09-663	N/A
L9077	09-713	09-718
LV9077	09-713	N/A
L9082	09-663	09-669
LV9082	09-663	N/A
L9095EL/EU	09-663	09-669
L9095EL/EU with DPS	09-666	09-672
LV9095EL/EU	09-663	N/A
LV9095EL/EU with DPS	09-666	N/A
KEYED, SINGLE CYLINDER, DEADBOLT FUNCTIONS		
L9453	09-666	09-672
LV9453	09-666	N/A
L9456	09-664	09-670
LV9456	09-664	N/A
L9465	09-664	09-670
L9473	09-664	09-670
L9480	09-666	09-672
LV9480	09-666	N/A
L9485	09-666	09-672
LV9485	09-666	N/A





COMPLETE LOCKS

ARMOR FRONT

	DEFAULT	OPTIONAL
	≥ 1-3/4" doors	Thin doors < 1-3/4" Specify
L9485 with XL11-557	09-666	09-672
L9486	09-666	09-672
LV9486	09-666	N/A
L9486 with L583-375	09-666	09-672
LV9486 with L583-375	09-666	N/A
L9496	09-664	09-670
LV9496	09-664	N/A
L9492EL	09-666	09-672
LV9492EL	09-666	N/A
L9492EU	09-666	09-672
LV9492EU	09-666	N/A
L9493EL	09-666	09-672
LV9493EL	09-666	N/A
L9493EU	09-666	09-672
LV9493EU	09-666	N/A
KEYED, DOUBLE CYLINDER, DEADBOLT FUNCTIONS		
L9457	09-664	09-670
LV9457	09-664	N/A
L9458	09-666	09-672
LV9458	09-666	N/A
L9466	09-664	09-670
L9482 with XL11-543	09-666	09-672
LV9482 with XL11-543	09-666	N/A
L9494EL	09-666	09-672
LV9494EL	09-666	N/A
L9494EU	09-666	09-672
LV9494EU	09-666	N/A
L9495EL	09-666	09-672
LV9495EL	09-666	N/A
L9495EU	09-666	09-672
LV9495EU	09-666	N/A
KEYED DEADBOLTS		
L9460	09-665	09-671
L9460 with XL11-635	09-665	09-671
L9460 with XL11-886	09-665	09-671
L9462	09-665	09-671
L9462 with XL11-886	09-665	09-671
L9463	09-665	09-671
L9464	09-665	09-671
L9464 with XL11-886	09-665	09-671

	DEFAULT	OPTIONAL
	≥ 1-3/4" doors	Thin doors < 1-3/4" Specify
SMALL CASE DEADBOLTS		
L460	09-717	N/A
L462	09-717	N/A
L463	09-717	N/A
L464	09-717	N/A
L480	09-717	N/A
L496	09-717	N/A
3 POINT LATCHING		
LM9310	09-720	N/A
LM9325	09-720	N/A
LM9350	09-720	N/A
LMV9350	09-720	N/A
LM9370	09-720	N/A
LMV9370	09-720	N/A
LM9371	09-720	N/A
LMV9371	09-720	N/A
LM9380	09-720	N/A
LMV9380	09-720	N/A

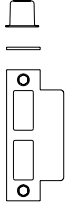

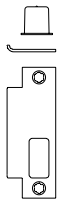


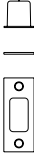



COMPLETE LOCKS

STRIKE

Specify on order only if requesting an option other than the default

- By default the strike finish will match the inside lever/knob finish
- HSLR/SL1/SK1 trim used in conjunction with a DPS use the 10-072 strike

L9000				L400		L9000 AND L400
10-072	10-073	10-144	10-145	10-078	10-079	10-075
						
Standard strike 1-1/4" x 4-7/8" square corner strike + box, with 1-3/16" lip	Deadbolt lock strike 1-1/4" x 4-7/8" square corner strike + box, no lip	Square corner, LH/RHR for SK1, SL1, HSLR, with 1-3/16" lip	Square corner, RH/LHR for SK1, SL1, HSLR, with 1-3/16" lip	1-1/4" x 4-7/8" square corner strike + box, no lip	1-1/8" x 3-1/2" square corner strike + box, ANSI 115.5 prep	1/2" rabbeted strike

	STRIKES FOR L9000 FUNCTIONS				
	DEFAULT	OPTIONAL		LIGATURE RESISTANT DEFAULT	
		1/2" rabbeted strike		Strike for SK1, SL1 and HSLR trim	
		Specify	Price adjustment	Specify for LH/RHR	Specify for RH/LHR
KEYLESS FUNCTIONS					
L9010	10-072	10-075	\$148.00	10-144	10-145
L9025	10-072	10-075	\$148.00	N/A	N/A
L9040	10-072	10-075	\$148.00	10-144	10-145
LV9040	10-072	10-075	\$148.00	N/A	N/A
L9040 with XL11-446	10-072	10-075	\$148.00	N/A	10-145
LV9040 with XL11-446	10-072	10-075	\$148.00	N/A	N/A
L9044	10-072	10-075	\$148.00	10-144	10-145
LV9044	10-072	10-075	\$148.00	N/A	N/A
L9110 with XL11-741	N/A	N/A	-	N/A	N/A
L9412 with XL11-907	10-072	10-075	\$148.00	N/A	N/A
L9440	10-072	10-075	\$148.00	N/A	N/A
LV9440	10-072	10-075	\$148.00	N/A	N/A
L9444	10-072	10-075	\$148.00	N/A	N/A
LV9444	10-072	10-075	\$148.00	N/A	N/A
L9090EL/EU	10-072	10-075	\$148.00	10-144	10-145
LV9090EL/EU	10-072	10-075	\$148.00	N/A	N/A
L9091EL/EU	10-072	10-075	\$148.00	10-144	10-145
LV9091EL/EU	10-072	10-075	\$148.00	N/A	N/A
NON-KEYED DUMMY FUNCTIONS					
L0170	N/A	N/A	-	N/A	N/A
L0172	N/A	N/A	-	N/A	N/A
L9175	N/A	N/A	-	N/A	N/A
L9176	N/A	N/A	-	N/A	N/A

COMPLETE LOCKS

STRIKE

	STRIKES FOR L9000 FUNCTIONS				
	DEFAULT	OPTIONAL		LIGATURE RESISTANT DEFAULT	
		1/2" rabbeted strike		Strike for SK1, SL1 and HSLR trim	
		Specify	Price adjustment	Specify for LH/RHR	Specify for RH/LHR
KEYED, SINGLE CYLINDER, NON-DEADBOLT FUNCTIONS					
L9026	10-072	10-075	\$148.00	N/A	N/A
L9050	10-072	10-075	\$148.00	10-144	10-145
LV9050	10-072	10-075	\$148.00	N/A	N/A
L9056	10-072	10-075	\$148.00	10-144	10-145
LV9056	10-072	10-075	\$148.00	N/A	N/A
L9070	10-072	10-075	\$148.00	10-144	10-145
LV9070	10-072	10-075	\$148.00	N/A	N/A
L9076	10-072	10-075	\$148.00	10-144	10-145
LV9076	10-072	10-075	\$148.00	N/A	N/A
L9080	10-072	10-075	\$148.00	10-144	10-145
LV9080	10-072	10-075	\$148.00	N/A	N/A
L9092EL/EU	10-072	10-075	\$148.00	10-144	10-145
LV9092EL/EU	10-072	10-075	\$148.00	N/A	N/A
L9093EL/EU	10-072	10-075	\$148.00	10-144	10-145
LV9093EL/EU	10-072	10-075	\$148.00	N/A	N/A
KEYED, DOUBLE CYLINDER, NON-DEADBOLT FUNCTIONS					
L9060	10-072	10-075	\$148.00	10-144	10-145
LV9060	10-072	10-075	\$148.00	N/A	N/A
L9066	10-072	10-075	\$148.00	N/A	10-145
L9071	10-072	10-075	\$148.00	10-144	10-145
LV9071	10-072	10-075	\$148.00	N/A	N/A
L9077	10-072	10-075	\$148.00	10-144	10-145
LV9077	10-072	10-075	\$148.00	N/A	N/A
L9082	10-072	10-075	\$148.00	10-144	10-145
LV9082	10-072	10-075	\$148.00	N/A	N/A
L9095EL/EU	10-072	10-075	\$148.00	10-144	10-145
LV9095EL/EU	10-072	10-075	\$148.00	N/A	N/A
KEYED, SINGLE CYLINDER, DEADBOLT FUNCTIONS					
L9453	10-072	10-075	\$148.00	N/A	N/A
LV9453	10-072	10-075	\$148.00	N/A	N/A
L9456	10-072	10-075	\$148.00	N/A	N/A
LV9456	10-072	10-075	\$148.00	N/A	N/A
L9465	10-072	10-075	\$148.00	N/A	N/A
L9473	10-072	10-075	\$148.00	N/A	N/A
L9480	10-072	10-075	\$148.00	N/A	N/A
LV9480	10-072	10-075	\$148.00	N/A	N/A
L9485	10-072	10-075	\$148.00	N/A	N/A
LV9485	10-072	10-075	\$148.00	N/A	N/A
L9485 with XL11-557	10-072	10-075	\$148.00	N/A	N/A



COMPLETE LOCKS

STRIKE

	STRIKES FOR L9000 FUNCTIONS				
	DEFAULT	OPTIONAL		LIGATURE RESISTANT DEFAULT	
		1/2" rabbeted strike		Strike for SK1, SL1 and HSLR trim	
		Specify	Price adjustment	Specify for LH/RHR	Specify for RH/LHR
L9486	10-072	10-075	\$148.00	N/A	N/A
LV9486	10-072	10-075	\$148.00	N/A	N/A
L9496	10-072	10-075	\$148.00	N/A	N/A
LV9496	10-072	10-075	\$148.00	N/A	N/A
L9492EL/EU	10-072	10-075	\$148.00	N/A	N/A
LV9492EL/EU	10-072	10-075	\$148.00	N/A	N/A
L9493EL/EU	10-072	10-075	\$148.00	N/A	N/A
LV9493EL/EU	10-072	10-075	\$148.00	N/A	N/A
KEYED, DOUBLE CYLINDER, DEADBOLT FUNCTIONS					
L9457	10-072	10-075	\$148.00	N/A	N/A
LV9457	10-072	10-075	\$148.00	N/A	N/A
L9458	10-072	10-075	\$148.00	N/A	N/A
LV9458	10-072	10-075	\$148.00	N/A	N/A
L9466	10-072	10-075	\$148.00	N/A	N/A
L9482 with XL11-543	10-072	10-075	\$148.00	N/A	N/A
LV9482 with XL11-543	10-072	10-075	\$148.00	N/A	N/A
L9494EL/EU	10-072	10-075	\$148.00	N/A	N/A
LV9494EL/EU	10-072	10-075	\$148.00	N/A	N/A
L9495EL/EU	10-072	10-075	\$148.00	N/A	N/A
LV9495EL/EU	10-072	10-075	\$148.00	N/A	N/A

	STRIKES FOR L9000 FUNCTIONS				
	DEFAULT				
		1/2" rabbeted strike		Strike for SK1, SL1 and HSLR trim	
		Specify	Price adjustment	Specify for LH/RHR	Specify for RH/LHR
KEYED DEADBOLTS					
L9460	10-073	10-075	\$148.00	N/A	N/A
L9460 with XL11-635	10-073	10-075	\$148.00	N/A	N/A
L9460 with XL11-886	10-073	10-075	\$148.00	N/A	N/A
L9462	10-073	10-075	\$148.00	N/A	N/A
L9462 with XL11-886	10-073	10-075	\$148.00	N/A	N/A
L9463	10-073	10-075	\$148.00	N/A	N/A
L9464	10-073	10-075	\$148.00	N/A	N/A
L9464 with XL11-886	10-073	10-075	\$148.00	N/A	N/A



COMPLETE LOCKS

STRIKE

	STRIKES FOR L400 FUNCTIONS			
	DEFAULT	OPTIONAL		
		1-1/4" x 4-7/8" square corner strike + box	1/2" rabbeted strike	
		Specify	Specify	Price adjustment
SMALL CASE DEADBOLTS				
L460	10-079	10-078	10-075	\$148.00
L462	10-079	10-078	10-075	\$148.00
L463	10-079	10-078	10-075	\$148.00
L464	10-079	10-078	10-075	\$148.00
L480	10-079	10-078	10-075	\$148.00
L496	10-079	10-078	10-075	\$148.00

	STRIKES FOR 3 POINT LATCHING		
	DEFAULT	OPTIONAL	
		1/2" rabbeted strike	
		Specify	Price adjustment
KEYED DEADBOLTS			
LM9310	10-072	10-075	\$148.00
LM9325	10-072	10-075	\$148.00
LM9350	10-072	10-075	\$148.00
LMV9350	10-072	10-075	\$148.00
LM9370	10-072	10-075	\$148.00
LMV9370	10-072	10-075	\$148.00
LM9371	10-072	10-075	\$148.00
LMV9371	10-072	10-075	\$148.00
LM9380	10-072	10-075	\$148.00
LMV9380	10-072	10-075	\$148.00

COMPLETE LOCKS

DOOR DIMENSIONS

DOOR THICKNESS, EXTENDED AND STRIKE LIP LENGTH

- Door thickness restrictions can vary by trim, cylinder type and/or lock function type.
- Specify door thickness and extended on order only if different than 1-3/4" thick door.
- Specify door thickness in 1/4" increments except for 1-3/8" thick doors.
- Extended options include: Extended Equal (EE), Extended Outside (EO), Extended Inside (EI), and Extended Different (ED).
- Strike lip length is defaulted based on door thickness and extended options. Specify on order only if different than the default.
- Minimum door thickness for Vandlgard functions is 1-3/4".

NON-STANDARD DOOR THICKNESS										
TRIM RESTRICTIONS		Minimum door thickness		Maximum door thickness						
				Standard functions			Vandlgard functions			
A, B, C, AVA, MER rose trim		1-3/8"		4"			4"			
L escutcheon trim		1-3/8"		4"			4"			
N escutcheon trim		1-3/4"		2-1/4"			2-1/4"			
Ligature resistant trim (SL1, SK1, HSLR)		1-3/4"		1-3/4"			Not available			
FUNCTION RESTRICTIONS		Minimum door thickness		Maximum door thickness						
				Standard functions			Vandlgard functions			
L9090/91/92/93/95 with RX		1-3/8"		4"			4"			
L9090/91/92/93/95 with LX, DPS or combination with RX		1-3/4"		4"			4"			
L9492/93/94/95		1-3/4"		4"			4"			
L9081 sectional rose trim		1-3/4"		2-1/4"			2-1/4"			
L9081 escutcheon trim		1-3/4"		1-3/4"			1-3/4"			
L9485 / L9486		1-3/4"		2-1/4"			2-1/4"			
L9496		1-3/8"		3-1/2"			3-1/2"			
L400 small case deadbolt functions		1-3/4"		3-1/2" (L496 - 3")			Not available			
Lock functions ordered less trim		1-3/4"		1-3/4"			1-3/4"			
CYLINDER RESTRICTIONS		Minimum door thickness	Single cylinder function				Double cylinder function			
			Extended equally	Extended outside	Extended inside	Extended different	Extended equally	Extended outside	Extended inside	Extended different
Small format interchangeable cores (B, BDC, G, H suffix)	Sectional	1-3/8"	2-1/2"	2"	2-1/2"	See Note ⁵	2-1/2"	2"	2"	See Note ⁵
	L Escutcheon	1-3/8"	2-1/2"	2"	2-1/2"		2-1/2"	2"	2"	
	N Escutcheon	1-3/4"	2-1/4"	2"	2-1/4"		2-1/4"	2"	2"	
Full size interchangeable cores (R, T, J, M)	Sectional	1-3/8"	4"	4" ¹	4"		4"	4" ¹	4" ¹	
	L Escutcheon	1-3/8"	4"	4" ¹	4"		4"	4" ¹	4" ¹	
	N Escutcheon	1-3/4"	2-1/4"	2-1/4"	2-1/4"		2-1/4"	2-1/4"	2-1/4"	
Conventional (P, P6, L)	Sectional	1-3/8"	4"	4" ²	4"		4"	4" ²	4" ²	
	L Escutcheon	1-3/8"	4"	4" ²	4"		4"	4" ²	4" ²	
	N Escutcheon	1-3/4"	2-1/4"	2-1/4"	2-1/4"		2-1/4"	2-1/4"	2-1/4"	
Everest SL (Z)	Sectional	1-3/8"	1-3/4"	N/A	4"		1-3/4"	N/A	N/A	
	L Escutcheon	1-3/8"	1-3/4"	N/A	4"		1-3/4"	N/A	N/A	
	N Escutcheon	1-3/4"	1-3/4"	N/A	2-1/4"		1-3/4"	N/A	N/A	
Concealed (C6, C, W)	L Escutcheon	1-3/8" ³	4"	4" ²	4"		4"	4" ²	4" ²	
		1-3/4" ⁴								

¹ Requires use of XB11-475.

² Requires use of XB03-418.

³ Single cylinder only.

⁴ Double cylinder only.



COMPLETE LOCKS

DOOR DIMENSIONS

⁵ For extended different please contact Schlage Technical Support.

EXTENDED EQUALLY (EE)									
Door handing	Door thickness	Default strike lip length	Strike part number	Non-keyed functions		Single cylinder functions		Double cylinder functions	
				Door thickness adder	Strike lip length adder	Door thickness adder	Strike lip length adder	Door thickness adder	Strike lip length adder
RH, LH, LHR, RHR	2"	1-1/2"	10-072-1-1/2	\$0	\$0	\$0	\$0	\$0	\$0
	2-1/4"	1-3/4"	10-072-1-3/4	\$0	\$42.00	\$0	\$42.00	\$0	\$42.00
	2-1/2"	1-3/4"	10-072-1-3/4	\$0	\$42.00	\$0	\$42.00	\$0	\$42.00
	2-3/4"	2"	10-072-2	\$140.00	\$42.00	\$690.00	\$42.00	\$1,233.00	\$42.00
	3"	2"	10-072-2	\$140.00	\$42.00	\$690.00	\$42.00	\$1,233.00	\$42.00
	3-1/4"	2-1/4"	XK10-992 214	\$140.00	\$42.00	\$690.00	\$42.00	\$1,233.00	\$42.00
	3-1/2"	2-1/4"	XK10-992 214	\$140.00	\$42.00	\$690.00	\$42.00	\$1,233.00	\$42.00
	3-3/4"	2-1/2"	XK10-992 212	\$140.00	\$280.00	\$690.00	\$280.00	\$1,233.00	\$280.00
	4"	2-1/2"	XK10-992 212	\$140.00	\$280.00	\$690.00	\$280.00	\$1,233.00	\$280.00

EXTENDED INSIDE (EI)									
Door handing	Door thickness	Default strike lip length	Strike part number	Non-keyed functions		Single cylinder functions		Double cylinder functions	
				Door thickness adder	Strike lip length adder	Door thickness adder	Strike lip length adder	Door thickness adder	Strike lip length adder
RH, LH	2"	1-3/4"	10-072-1-3/4	\$0	\$42.00	\$0	\$42.00	\$0	\$42.00
	2-1/4"	2"	10-072-2	\$0	\$42.00	\$0	\$42.00	\$0	\$42.00
	2-1/2"	2-1/4"	XK10-992 214	\$0	\$42.00	\$0	\$42.00	\$0	\$42.00
	2-3/4"	2-1/2"	XK10-992 212	\$140.00	\$280.00	\$690.00	\$280.00	\$1,233.00	\$280.00
	3"	2-3/4"	XK10-992 234	\$140.00	\$280.00	\$690.00	\$280.00	\$1,233.00	\$280.00
	3-1/4"	3"	XK10-992 300	\$140.00	\$280.00	\$690.00	\$280.00	\$1,233.00	\$280.00
	3-1/2"	3-1/4"	XK10-992 314	\$140.00	\$280.00	\$690.00	\$280.00	\$1,233.00	\$280.00
	3-3/4"	3-1/2"	XK10-992-312	\$140.00	\$280.00	\$690.00	\$280.00	\$1,233.00	\$280.00
	4"	3-3/4"	XK10-992-334	\$140.00	\$280.00	\$690.00	\$280.00	\$1,233.00	\$280.00
LHR, RHR	2"	1-3/16"	10-072	\$0	\$0	\$0	\$0	\$0	\$0
	2-1/4"	1-3/16"	10-072	\$0	\$0	\$0	\$0	\$0	\$0
	2-1/2"	1-3/16"	10-072	\$0	\$0	\$0	\$0	\$0	\$0
	2-3/4"	1-3/16"	10-072	\$140.00	\$0	\$690.00	\$0	\$1,233.00	\$0
	3"	1-3/16"	10-072	\$140.00	\$0	\$690.00	\$0	\$1,233.00	\$0
	3-1/4"	1-3/16"	10-072	\$140.00	\$0	\$690.00	\$0	\$1,233.00	\$0
	3-1/2"	1-3/16"	10-072	\$140.00	\$0	\$690.00	\$0	\$1,233.00	\$0
	3-3/4"	1-3/16"	10-072	\$140.00	\$0	\$690.00	\$0	\$1,233.00	\$0
	4"	1-3/16"	10-072	\$140.00	\$0	\$690.00	\$0	\$1,233.00	\$0

COMPLETE LOCKS

DOOR DIMENSIONS

Door handing	Door thickness	Default strike lip length	Strike part number	EXTENDED OUTSIDE (EO)					
				Non-keyed functions		Single cylinder functions		Double cylinder functions	
				Door thickness adder	Strike lip length adder	Door thickness adder	Strike lip length adder	Door thickness adder	Strike lip length adder
RH, LH	2"	1-3/16"	10-072	\$0	\$0	\$0	\$0	\$0	\$0
	2-1/4"	1-3/16"	10-072	\$0	\$0	\$0	\$0	\$0	\$0
	2-1/2"	1-3/16"	10-072	\$0	\$0	\$0	\$0	\$0	\$0
	2-3/4"	1-3/16"	10-072	\$140.00	\$0	\$690.00	\$0	\$1,233.00	\$0
	3"	1-3/16"	10-072	\$140.00	\$0	\$690.00	\$0	\$1,233.00	\$0
	3-1/4"	1-3/16"	10-072	\$140.00	\$0	\$690.00	\$0	\$1,233.00	\$0
	3-1/2"	1-3/16"	10-072	\$140.00	\$0	\$690.00	\$0	\$1,233.00	\$0
	3-3/4"	1-3/16"	10-072	\$140.00	\$0	\$690.00	\$0	\$1,233.00	\$0
LHR, RHR	2"	1-3/4"	10-072-1-3/4	\$0	\$42.00	\$0	\$42.00	\$0	\$42.00
	2-1/4"	2"	10-072-2	\$0	\$42.00	\$0	\$42.00	\$0	\$42.00
	2-1/2"	2-1/4"	XK10-992 214	\$0	\$42.00	\$0	\$42.00	\$0	\$42.00
	2-3/4"	2-1/2"	XK10-992 212	\$140.00	\$280.00	\$690.00	\$280.00	\$1,233.00	\$280.00
	3"	2-3/4"	XK10-992 234	\$140.00	\$280.00	\$690.00	\$280.00	\$1,233.00	\$280.00
	3-1/4"	3"	XK10-992 300	\$140.00	\$280.00	\$690.00	\$280.00	\$1,233.00	\$280.00
	3-1/2"	3-1/4"	XK10-992 314	\$140.00	\$280.00	\$690.00	\$280.00	\$1,233.00	\$280.00
	3-3/4"	3-1/2"	XK10-992-312	\$140.00	\$280.00	\$690.00	\$280.00	\$1,233.00	\$280.00
	4"	3-3/4"	XK10-992-334	\$140.00	\$280.00	\$690.00	\$280.00	\$1,233.00	\$280.00

Door thickness	Handing		Default strike lip length	Strike part number	EXTENDED DIFFERENT (ED)					
	RH or LH	LHR or RHR			Non-keyed functions		Single cylinder functions		Double cylinder functions	
	Inside door edge to door center line	Outside door edge to door center line			Door thickness adder	Strike lip length adder	Door thickness adder	Strike lip length adder	Door thickness adder	Strike lip length adder
2"	7/8"	7/8"	1-3/16"	10-072	\$0	\$0	\$0	\$0	\$0	\$0
	1"	1"	1-1/2"	10-072-1-1/2	\$0	\$0	\$0	\$0	\$0	\$0
	1-1/8"	1-1/8"	1-3/4"	10-072-1-3/4	\$0	\$42.00	\$0	\$42.00	\$0	\$42.00
2-1/4"	7/8"	7/8"	1-3/16"	10-072	\$0	\$0	\$0	\$0	\$0	\$0
	1"	1"	1-1/2"	10-072-1-1/2	\$0	\$0	\$0	\$0	\$0	\$0
	1-1/8"	1-1/8"	1-3/4"	10-072-1-3/4	\$0	\$42.00	\$0	\$42.00	\$0	\$42.00
	1-1/4"	1-1/4"	1-3/4"	10-072-1-3/4	\$0	\$42.00	\$0	\$42.00	\$0	\$42.00
	1-3/8"	1-3/8"	2"	10-072-2	\$0	\$42.00	\$0	\$42.00	\$0	\$42.00
2-1/2"	7/8"	7/8"	1-3/16"	10-072	\$0	\$0	\$0	\$0	\$0	\$0
	1"	1"	1-1/2"	10-072-1-1/2	\$0	\$0	\$0	\$0	\$0	\$0
	1-1/8"	1-1/8"	1-3/4"	10-072-1-3/4	\$0	\$42.00	\$0	\$42.00	\$0	\$42.00
	1-1/4"	1-1/4"	1-3/4"	10-072-1-3/4	\$0	\$42.00	\$0	\$42.00	\$0	\$42.00
	1-3/8"	1-3/8"	2"	10-072-2	\$0	\$42.00	\$0	\$42.00	\$0	\$42.00
	1-1/2"	1-1/2"	2"	10-072-2	\$0	\$42.00	\$0	\$42.00	\$0	\$42.00
	1-5/8"	1-5/8"	2-1/4"	XK10-992 214	\$0	\$42.00	\$0	\$42.00	\$0	\$42.00

COMPLETE LOCKS

DOOR DIMENSIONS

Door thickness	Handing		Default strike lip length	Strike part number	EXTENDED DIFFERENT (ED)					
	RH or LH	LHR or RHR			Non-keyed functions		Single cylinder functions		Double cylinder functions	
	Inside door edge to door center line	Outside door edge to door center line			Door thickness adder	Strike lip length adder	Door thickness adder	Strike lip length adder	Door thickness adder	Strike lip length adder
2-3/4"	7/8"	7/8"	1-3/16"	10-072	\$140.00	\$0	\$690.00	\$0	\$1,233.00	\$0
	1"	1"	1-1/2"	10-072-1-1/2	\$140.00	\$0	\$690.00	\$0	\$1,233.00	\$0
	1-1/8"	1-1/8"	1-3/4"	10-072-1-3/4	\$140.00	\$42.00	\$690.00	\$42.00	\$1,233.00	\$42.00
	1-1/4"	1-1/4"	1-3/4"	10-072-1-3/4	\$140.00	\$42.00	\$690.00	\$42.00	\$1,233.00	\$42.00
	1-3/8"	1-3/8"	2"	10-072-2	\$140.00	\$42.00	\$690.00	\$42.00	\$1,233.00	\$42.00
	1-1/2"	1-1/2"	2"	10-072-2	\$140.00	\$42.00	\$690.00	\$42.00	\$1,233.00	\$42.00
	1-5/8"	1-5/8"	2-1/4"	XK10-992 214	\$140.00	\$42.00	\$690.00	\$42.00	\$1,233.00	\$42.00
	1-3/4"	1-3/4"	2-1/4"	XK10-992 214	\$140.00	\$42.00	\$690.00	\$42.00	\$1,233.00	\$42.00
	1-7/8"	1-7/8"	2-1/2"	XK10-992 212	\$140.00	\$280.00	\$690.00	\$280.00	\$1,233.00	\$280.00
3"	7/8"	7/8"	1-3/16"	10-072	\$140.00	\$0	\$690.00	\$0	\$1,233.00	\$0
	1"	1"	1-1/2"	10-072-1-1/2	\$140.00	\$0	\$690.00	\$0	\$1,233.00	\$0
	1-1/8"	1-1/8"	1-3/4"	10-072-1-3/4	\$140.00	\$42.00	\$690.00	\$42.00	\$1,233.00	\$42.00
	1-1/4"	1-1/4"	1-3/4"	10-072-1-3/4	\$140.00	\$42.00	\$690.00	\$42.00	\$1,233.00	\$42.00
	1-3/8"	1-3/8"	2"	10-072-2	\$140.00	\$42.00	\$690.00	\$42.00	\$1,233.00	\$42.00
	1-1/2"	1-1/2"	2"	10-072-2	\$140.00	\$42.00	\$690.00	\$42.00	\$1,233.00	\$42.00
	1-5/8"	1-5/8"	2-1/4"	XK10-992 214	\$140.00	\$42.00	\$690.00	\$42.00	\$1,233.00	\$42.00
	1-3/4"	1-3/4"	2-1/4"	XK10-992 214	\$140.00	\$42.00	\$690.00	\$42.00	\$1,233.00	\$42.00
	1-7/8"	1-7/8"	2-1/2"	XK10-992 212	\$140.00	\$280.00	\$690.00	\$280.00	\$1,233.00	\$280.00
	2"	2"	2-1/2"	XK10-992 212	\$140.00	\$280.00	\$690.00	\$280.00	\$1,233.00	\$280.00
3-1/4"	7/8"	7/8"	1-3/16"	10-072	\$140.00	\$0	\$690.00	\$0	\$1,233.00	\$0
	1"	1"	1-1/2"	10-072-1-1/2	\$140.00	\$0	\$690.00	\$0	\$1,233.00	\$0
	1-1/8"	1-1/8"	1-3/4"	10-072-1-3/4	\$140.00	\$42.00	\$690.00	\$42.00	\$1,233.00	\$42.00
	1-1/4"	1-1/4"	1-3/4"	10-072-1-3/4	\$140.00	\$42.00	\$690.00	\$42.00	\$1,233.00	\$42.00
	1-3/8"	1-3/8"	2"	10-072-2	\$140.00	\$42.00	\$690.00	\$42.00	\$1,233.00	\$42.00
	1-1/2"	1-1/2"	2"	10-072-2	\$140.00	\$42.00	\$690.00	\$42.00	\$1,233.00	\$42.00
	1-5/8"	1-5/8"	2-1/4"	XK10-992 214	\$140.00	\$42.00	\$690.00	\$42.00	\$1,233.00	\$42.00
	1-3/4"	1-3/4"	2-1/4"	XK10-992 214	\$140.00	\$42.00	\$690.00	\$42.00	\$1,233.00	\$42.00
	1-7/8"	1-7/8"	2-1/2"	XK10-992 212	\$140.00	\$280.00	\$690.00	\$280.00	\$1,233.00	\$280.00
	2"	2"	2-1/2"	XK10-992 212	\$140.00	\$280.00	\$690.00	\$280.00	\$1,233.00	\$280.00
	2-1/8"	2-1/8"	2-3/4"	XK10-992 234	\$140.00	\$280.00	\$690.00	\$280.00	\$1,233.00	\$280.00
	2-1/4"	2-1/4"	2-3/4"	XK10-992 234	\$140.00	\$280.00	\$690.00	\$280.00	\$1,233.00	\$280.00
	2-3/8"	2-3/8"	3"	XK10-992 300	\$140.00	\$280.00	\$690.00	\$280.00	\$1,233.00	\$280.00

COMPLETE LOCKS

DOOR DIMENSIONS

	Handing				EXTENDED DIFFERENT (ED)					
	RH or LH	LHR or RHR			Non-keyed functions		Single cylinder functions		Double cylinder functions	
Door thickness	Inside door edge to door center line	Outside door edge to door center line	Default strike lip length	Strike part number	Door thickness adder	Strike lip length adder	Door thickness adder	Strike lip length adder	Door thickness adder	Strike lip length adder
3-1/2"	7/8"	7/8"	1-3/16"	10-072	\$140.00	\$0	\$690.00	\$0	\$1,233.00	\$0
	1"	1"	1-1/2"	10-072 112	\$140.00	\$0	\$690.00	\$0	\$1,233.00	\$0
	1-1/8"	1-1/8"	1-3/4"	10-072 1-3/4	\$140.00	\$42.00	\$690.00	\$42.00	\$1,233.00	\$42.00
	1-1/4"	1-1/4"	1-3/4"	10-072 1-3/4	\$140.00	\$42.00	\$690.00	\$42.00	\$1,233.00	\$42.00
	1-3/8"	1-3/8"	2"	10-072 2	\$140.00	\$42.00	\$690.00	\$42.00	\$1,233.00	\$42.00
	1-1/2"	1-1/2"	2"	10-072 2	\$140.00	\$42.00	\$690.00	\$42.00	\$1,233.00	\$42.00
	1-5/8"	1-5/8"	2-1/4"	XK10-992 214	\$140.00	\$42.00	\$690.00	\$42.00	\$1,233.00	\$42.00
	1-3/4"	1-3/4"	2-1/4"	XK10-992 214	\$140.00	\$42.00	\$690.00	\$42.00	\$1,233.00	\$42.00
	1-7/8"	1-7/8"	2-1/2"	XK10-992 212	\$140.00	\$280.00	\$690.00	\$280.00	\$1,233.00	\$280.00
	2"	2"	2-1/2"	XK10-992 212	\$140.00	\$280.00	\$690.00	\$280.00	\$1,233.00	\$280.00
	2-1/8"	2-1/8"	2-3/4"	XK10-992 234	\$140.00	\$280.00	\$690.00	\$280.00	\$1,233.00	\$280.00
	2-1/4"	2-1/4"	2-3/4"	XK10-992 234	\$140.00	\$280.00	\$690.00	\$280.00	\$1,233.00	\$280.00
	2-3/8"	2-3/8"	3"	XK10-992 300	\$140.00	\$280.00	\$690.00	\$280.00	\$1,233.00	\$280.00
	2-1/2"	2-1/2"	3"	XK10-992 300	\$140.00	\$280.00	\$690.00	\$280.00	\$1,233.00	\$280.00
	2-5/8"	2-5/8"	3-1/4"	XK10-992 314	\$140.00	\$280.00	\$690.00	\$280.00	\$1,233.00	\$280.00
3-3/4"	7/8"	7/8"	1-3/16"	10-072	\$140.00	\$0	\$690.00	\$0	\$1,233.00	\$0
	1"	1"	1-1/2"	10-072 112	\$140.00	\$0	\$690.00	\$0	\$1,233.00	\$0
	1-1/8"	1-1/8"	1-3/4"	10-072 1-3/4	\$140.00	\$42.00	\$690.00	\$42.00	\$1,233.00	\$42.00
	1-1/4"	1-1/4"	1-3/4"	10-072 1-3/4	\$140.00	\$42.00	\$690.00	\$42.00	\$1,233.00	\$42.00
	1-3/8"	1-3/8"	2"	10-072 2	\$140.00	\$42.00	\$690.00	\$42.00	\$1,233.00	\$42.00
	1-1/2"	1-1/2"	2"	10-072 2	\$140.00	\$42.00	\$690.00	\$42.00	\$1,233.00	\$42.00
	1-5/8"	1-5/8"	2-1/4"	XK10-992 214	\$140.00	\$42.00	\$690.00	\$42.00	\$1,233.00	\$42.00
	1-3/4"	1-3/4"	2-1/4"	XK10-992 214	\$140.00	\$42.00	\$690.00	\$42.00	\$1,233.00	\$42.00
	1-7/8"	1-7/8"	2-1/2"	XK10-992 212	\$140.00	\$280.00	\$690.00	\$280.00	\$1,233.00	\$280.00
	2"	2"	2-1/2"	XK10-992 212	\$140.00	\$280.00	\$690.00	\$280.00	\$1,233.00	\$280.00
	2-1/8"	2-1/8"	2-3/4"	XK10-992 234	\$140.00	\$280.00	\$690.00	\$280.00	\$1,233.00	\$280.00
	2-1/4"	2-1/4"	2-3/4"	XK10-992 234	\$140.00	\$280.00	\$690.00	\$280.00	\$1,233.00	\$280.00
	2-3/8"	2-3/8"	3"	XK10-992 300	\$140.00	\$280.00	\$690.00	\$280.00	\$1,233.00	\$280.00
	2-1/2"	2-1/2"	3"	XK10-992 300	\$140.00	\$280.00	\$690.00	\$280.00	\$1,233.00	\$280.00
	2-5/8"	2-5/8"	3-1/4"	XK10-992 314	\$140.00	\$280.00	\$690.00	\$280.00	\$1,233.00	\$280.00
	2-3/4"	2-3/4"	3-1/4"	XK10-992 314	\$140.00	\$280.00	\$690.00	\$280.00	\$1,233.00	\$280.00
	2-7/8"	2-7/8"	3-1/2"	XK10-992 312	\$140.00	\$280.00	\$690.00	\$280.00	\$1,233.00	\$280.00



COMPLETE LOCKS

DOOR DIMENSIONS

Door thickness	Handing		Default strike lip length	Strike part number	EXTENDED DIFFERENT (ED)					
	RH or LH	LHR or RHR			Non-keyed functions		Single cylinder functions		Double cylinder functions	
	Inside door edge to door center line	Outside door edge to door center line			Door thickness adder	Strike lip length adder	Door thickness adder	Strike lip length adder	Door thickness adder	Strike lip length adder
4"	7/8"	7/8"	1-3/16"	10-072	\$140.00	\$0	\$690.00	\$0	\$1,233.00	\$0
	1"	1"	1-1/2"	10-072 112	\$140.00	\$0	\$690.00	\$0	\$1,233.00	\$0
	1-1/8"	1-1/8"	1-3/4"	10-072 1-3/4	\$140.00	\$42.00	\$690.00	\$42.00	\$1,233.00	\$42.00
	1-1/4"	1-1/4"	1-3/4"	10-072 1-3/4	\$140.00	\$42.00	\$690.00	\$42.00	\$1,233.00	\$42.00
	1-3/8"	1-3/8"	2"	10-072 2	\$140.00	\$42.00	\$690.00	\$42.00	\$1,233.00	\$42.00
	1-1/2"	1-1/2"	2"	10-072 2	\$140.00	\$42.00	\$690.00	\$42.00	\$1,233.00	\$42.00
	1-5/8"	1-5/8"	2-1/4"	XK10-992 214	\$140.00	\$42.00	\$690.00	\$42.00	\$1,233.00	\$42.00
	1-3/4"	1-3/4"	2-1/4"	XK10-992 214	\$140.00	\$42.00	\$690.00	\$42.00	\$1,233.00	\$42.00
	1-7/8"	1-7/8"	2-1/2"	XK10-992 212	\$140.00	\$280.00	\$690.00	\$280.00	\$1,233.00	\$280.00
	2"	2"	2-1/2"	XK10-992 212	\$140.00	\$280.00	\$690.00	\$280.00	\$1,233.00	\$280.00
	2-1/8"	2-1/8"	2-3/4"	XK10-992 234	\$140.00	\$280.00	\$690.00	\$280.00	\$1,233.00	\$280.00
	2-1/4"	2-1/4"	2-3/4"	XK10-992 234	\$140.00	\$280.00	\$690.00	\$280.00	\$1,233.00	\$280.00
	2-3/8"	2-3/8"	3"	XK10-992 300	\$140.00	\$280.00	\$690.00	\$280.00	\$1,233.00	\$280.00
	2-1/2"	2-1/2"	3"	XK10-992 300	\$140.00	\$280.00	\$690.00	\$280.00	\$1,233.00	\$280.00
	2-5/8"	2-5/8"	3-1/4"	XK10-992 314	\$140.00	\$280.00	\$690.00	\$280.00	\$1,233.00	\$280.00
	2-3/4"	2-3/4"	3-1/4"	XK10-992 314	\$140.00	\$280.00	\$690.00	\$280.00	\$1,233.00	\$280.00
	2-7/8"	2-7/8"	3-1/2"	XK10-992 312	\$140.00	\$280.00	\$690.00	\$280.00	\$1,233.00	\$280.00
	3"	3"	3-1/2"	XK10-992 312	\$140.00	\$280.00	\$690.00	\$280.00	\$1,233.00	\$280.00
	3-1/8"	3-1/8"	3-3/4"	XK10-992 334	\$140.00	\$280.00	\$690.00	\$280.00	\$1,233.00	\$280.00

COMPLETE LOCKS

LOCK MONITORING

		OPTIONAL LOCK MONITORING							
		Request to Exit		Latchbolt Monitor		Door Position Sensor		Deadbolt Monitor	
		Specify	Price Adj.	Specify	Price Adj.	Specify	Price Adj.	Specify	Price Adj.
KEYLESS FUNCTIONS									
L9010		RX	\$263.00	LX	\$263.00	DPS	\$263.00	N/A	-
L9025		RX	\$263.00	LX	\$263.00	DPS	\$263.00	N/A	-
L9040	LV9040	N/A	-	N/A	-	N/A	-	N/A	-
L9044	LV9044	N/A	-	N/A	-	N/A	-	N/A	-
L9440	LV9440	N/A	-	N/A	-	N/A	-	N/A	-
L9444	LV9444	N/A	-	N/A	-	N/A	-	N/A	-
L9090EL/EU	LV9090EL/EU	RX	\$263.00	LX ¹	\$263.00	DPS ¹	\$263.00	N/A	-
L9091EL/EU	LV9091EL/EU	RX	\$263.00	LX ¹	\$263.00	DPS ¹	\$263.00	N/A	-
KEYED, SINGLE CYLINDER, NON-DEADBOLT FUNCTIONS									
L9026		RX	\$263.00	LX	\$263.00	DPS	\$263.00	N/A	-
L9050	LV9050	RX	\$263.00	LX ¹	\$263.00	N/A	-	N/A	-
L9056	LV9056	RX	\$263.00	LX ¹	\$263.00	N/A	-	N/A	-
L9070	LV9070	RX	\$263.00	LX ¹	\$263.00	N/A	-	N/A	-
L9076	LV9076	N/A	-	N/A	-	N/A	-	N/A	-
L9080	LV9080	RX	\$263.00	LX ¹	\$263.00	DPS ¹	\$263.00	N/A	-
L9092EL/EU	LV9092EL/EU	RX	\$263.00	LX ¹	\$263.00	DPS ¹	\$263.00	N/A	-
L9093EL/EU	LV9093EL/EU	RX	\$263.00	LX ¹	\$263.00	DPS ¹	\$263.00	N/A	-
KEYED, DOUBLE CYLINDER, NON-DEADBOLT FUNCTIONS									
L9060	LV9060	N/A	-	N/A	-	N/A	-	N/A	-
L9071	LV9071	RX	\$263.00	LX ¹	\$263.00	N/A	-	N/A	-
L9077	LV9077	N/A	-	N/A	-	N/A	-	N/A	-
L9082		N/A	-	LX	\$263.00	DPS	\$263.00	N/A	-
L9095EL/EU	LV9095EL/EU	RX	\$263.00	LX ¹	\$263.00	DPS ¹	\$263.00	N/A	-
KEYED, SINGLE CYLINDER, DEADBOLT FUNCTIONS									
L9453	LV9453	RX	\$263.00	LX ¹	\$263.00	N/A	-	DM ¹	\$263.00
L9456	LV9456	RX	\$263.00	LX ¹	\$263.00	N/A	-	DM ¹	\$263.00
L9465		RX	\$263.00	LX	\$263.00	N/A	-	N/A	-
L9473		N/A	-	N/A	-	N/A	-	N/A	-
L9480	LV9480	RX	\$263.00	LX ¹	\$263.00	N/A	-	DM ¹	\$263.00
L9485	LV9485	RX	\$263.00	LX ¹	\$263.00	N/A	-	DM ¹	\$263.00
L9486	LV9486	N/A	-	N/A	-	N/A	-	N/A	-
L9496	LV9496	RX	\$263.00	LX ¹	\$263.00	N/A	-	DM	\$263.00
L9492EL/EU	LV9492EL/EU	RX	\$263.00	LX ¹	\$263.00	N/A	-	Included ¹	\$0.00
L9493EL/EU	LV9493EL/EU	RX	\$263.00	LX ¹	\$263.00	N/A	-	Included ¹	\$0.00
KEYED, DOUBLE CYLINDER, DEADBOLT FUNCTIONS									
L9457	LV9457	N/A	-	N/A	-	N/A	-	N/A	-
L9458	LV9458	RX	\$263.00	N/A	-	N/A	-	DM	\$263.00
L9466		RX	\$263.00	LX	\$263.00	N/A	-	N/A	-
L9494EL/EU	LV9494EL/EU	RX	\$263.00	LX ¹	\$263.00	N/A	-	Included ¹	\$0.00
L9495EL/EU	LV9495EL/EU	RX	\$263.00	LX ¹	\$263.00	N/A	-	Included ¹	\$0.00

¹ Vandalgard function (LV) not available. Vandalgard only available with Request to Exit (RX).



COMPLETE LOCKS

LOCK MONITORING

		OPTIONAL LOCK MONITORING							
		Request to Exit		Latchbolt Monitor		Door Position Sensor		Deadbolt Monitor	
		Specify	Price Adj.	Specify	Price Adj.	Specify	Price Adj.	Specify	Price Adj.
KEYED DEADBOLTS									
L9460		N/A	-	N/A	-	N/A	-	N/A	-
L9462		N/A	-	N/A	-	N/A	-	N/A	-
L9463		N/A	-	N/A	-	N/A	-	N/A	-
L9464		N/A	-	N/A	-	N/A	-	N/A	-
3 POINT LATCHING									
LM9310		N/A	-	N/A	-	N/A	-	N/A	-
LM9325		N/A	-	N/A	-	N/A	-	N/A	-
LM9350	LMV9350	N/A	-	N/A	-	N/A	-	N/A	-
LM9370	LMV9370	N/A	-	N/A	-	N/A	-	N/A	-
LM9371	LMV9371	N/A	-	N/A	-	N/A	-	N/A	-
LM9380	LMV9380	N/A	-	N/A	-	N/A	-	N/A	-

¹ Vandlgard function (LV) not available. Vandlgard only available with Request to Exit (RX).

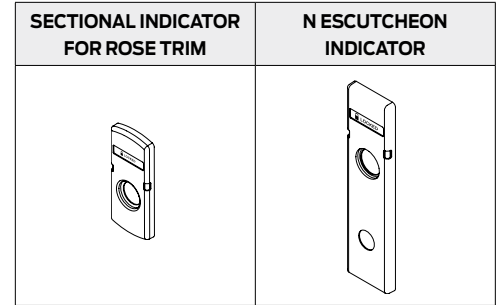
COMPLETE LOCKS

INDICATORS

INDICATORS

180 degree visibility, for rose or N escutcheon trim

- Indicator option available for one side of door only - inside or outside
- Cylinder and sectional indicators require additional door preparation
- Indicator options not available with ligature resistant trim (SL1, SK1, HSLR)
- Indicators used on L/LV9040 and L/LV9440 include part number 47285675, emergency key screwdriver tool.



	Optional indicators							
	LOCKED		OCCUPIED		DO NOT DISTURB			
	UNLOCKED		VACANT					
	Specify	Price adj	Specify	Price adj	Specify	Price adj	Specify	Price adj
INSIDE OF DOOR	L283-711	\$147.00	L283-712	\$147.00	L283-713	\$147.00	L283-714	\$147.00
OUTSIDE OF DOOR	L283-721	\$147.00	L283-722	\$147.00	L283-723	\$147.00	L283-724	\$147.00

		LOCKED/ UNLOCKED	OCCUPIED/ VACANT	DO NOT DISTURB	LOCKED/ UNLOCKED SYMBOLS	LOCKED/ UNLOCKED	OCCUPIED/ VACANT	DO NOT DISTURB	LOCKED/ UNLOCKED SYMBOLS
FUNCTION		INSIDE OF DOOR				OUTSIDE OF DOOR			
KEYLESS FUNCTIONS									
L9010		N/A	N/A	N/A	N/A	N/A	N/A	N/A	N/A
L9025		N/A	N/A	N/A	N/A	N/A	N/A	N/A	N/A
L9040	LV9040	L283-711	L283-712	L283-713	L283-714	L283-721	L283-722	L283-723	L283-724
L9044	LV9044	L283-711	L283-712	L283-713	L283-714	L283-721	L283-722	L283-723	L283-724
L9440	LV9440	L283-711	L283-712	L283-713	L283-714	L283-721	L283-722	L283-723	L283-724
L9444	LV9444	L283-711	L283-712	L283-713	L283-714	L283-721	L283-722	L283-723	L283-724
L9090 EL/EU	LV9090EL/EU	N/A	N/A	N/A	N/A	N/A	N/A	N/A	N/A
L9091EL/EU	LV9091EL/EU	N/A	N/A	N/A	N/A	N/A	N/A	N/A	N/A
KEYED, SINGLE CYLINDER, NON-DEADBOLT FUNCTIONS									
L9026		N/A	N/A	N/A	N/A	N/A	N/A	N/A	N/A
L9050	LV9050	L283-711	L283-712	L283-713	L283-714	L283-721	L283-722	L283-723	L283-724
L9056	LV9056	L283-711	L283-712	L283-713	L283-714	L283-721	L283-722	L283-723	L283-724
L9070	LV9070	N/A	N/A	N/A	N/A	L283-721	L283-722	L283-723	L283-724
L9076	LV9076	N/A	N/A	N/A	N/A	L283-721	L283-722	L283-723	L283-724
L9080	LV9080	N/A	N/A	N/A	N/A	N/A	N/A	N/A	N/A
L9092EL/EU	LV9092EL/EU	N/A	N/A	N/A	N/A	N/A	N/A	N/A	N/A
L9093EL/EU	LV9093EL/EU	N/A	N/A	N/A	N/A	N/A	N/A	N/A	N/A
KEYED, DOUBLE CYLINDER, NON-DEADBOLT FUNCTIONS									
L9060	LV9060	L283-711	L283-712	L283-713	L283-714	L283-721	L283-722	L283-723	L283-724
L9066		N/A	N/A	N/A	N/A	N/A	N/A	N/A	N/A
L9071	LV9071	L283-711	L283-712	L283-713	L283-714	L283-721	L283-722	L283-723	L283-724
L9077	LV9077	L283-711	L283-712	L283-713	L283-714	L283-721	L283-722	L283-723	L283-724
L9095EL/EU	LV9095EL/EU	N/A	N/A	N/A	N/A	N/A	N/A	N/A	N/A



COMPLETE LOCKS

INDICATORS

Optional indicators								
LOCKED			OCCUPIED		DO NOT DISTURB			
UNLOCKED			VACANT					
Specify	Price adj		Specify	Price adj	Specify	Price adj	Specify	Price adj
INSIDE OF DOOR	L283-711	\$147.00	L283-712	\$147.00	L283-713	\$147.00	L283-714	\$147.00
OUTSIDE OF DOOR	L283-721	\$147.00	L283-722	\$147.00	L283-723	\$147.00	L283-724	\$147.00

		LOCKED/ UNLOCKED	OCCUPIED/ VACANT	DO NOT DISTURB	LOCKED/ UNLOCKED SYMBOLS	LOCKED/ UNLOCKED	OCCUPIED/ VACANT	DO NOT DISTURB	LOCKED/ UNLOCKED SYMBOLS
FUNCTION		INSIDE OF DOOR				OUTSIDE OF DOOR			
KEYED, SINGLE CYLINDER, DEADBOLT FUNCTIONS									
L9453	LV9453	N/A	N/A	N/A	N/A	N/A	N/A	N/A	N/A
L9456	LV9456	L283-711	L283-712	L283-713	L283-714	L283-721	L283-722	L283-723	L283-724
L9465		N/A	N/A	N/A	N/A	L283-721	L283-722	L283-723	L283-724
L9473		L283-711	L283-712	L283-713	L283-714	L283-721	L283-722	L283-723	L283-724
L9480	LV9480	L283-711	L283-712	L283-713	L283-714	L283-721	L283-722	L283-723	L283-724
L9485	LV9485	L283-711	L283-712	L283-713	L283-714	L283-721	L283-722	L283-723	L283-724
L9486	LV9486	N/A	N/A	N/A	N/A	N/A	N/A	N/A	N/A
L9496	LV9496	N/A	N/A	N/A	N/A	N/A	N/A	N/A	N/A
L9492EL/EU	LV9492EL/EU	N/A	N/A	N/A	N/A	N/A	N/A	N/A	N/A
L9493EL/EU	LV9493EL/EU	N/A	N/A	N/A	N/A	N/A	N/A	N/A	N/A
KEYED, DOUBLE CYLINDER, DEADBOLT FUNCTIONS									
L9457	LV9457	L283-711	L283-712	L283-713	L283-714	L283-721	L283-722	L283-723	L283-724
L9458	LV9458	L283-711	L283-712	L283-713	L283-714	L283-721	L283-722	L283-723	L283-724
L9466		L283-711	L283-712	L283-713	L283-714	L283-721	L283-722	L283-723	L283-724
L9494EL/EU	LV9494EL/EU	N/A	N/A	N/A	N/A	N/A	N/A	N/A	N/A
L9495EL/EU	LV9495EL/EU	N/A	N/A	N/A	N/A	N/A	N/A	N/A	N/A
KEYED DEADBOLTS									
L9460		L283-711	L283-712	L283-713	L283-714	L283-721	L283-722	L283-723	L283-724
L9462		L283-711	L283-712	L283-713	L283-714	L283-721	L283-722	L283-723	L283-724
L9463		L283-711	L283-712	L283-713	L283-714	L283-721	L283-722	L283-723	L283-724
L9464		N/A	N/A	N/A	N/A	L283-721	L283-722	L283-723	L283-724
SMALL CASE DEADBOLTS									
L460		L283-711	L283-712	L283-713	L283-714	L283-721	L283-722	L283-723	L283-724
L462		L283-711	L283-712	L283-713	L283-714	L283-721	L283-722	L283-723	L283-724
L463		L283-711	L283-712	L283-713	L283-714	L283-721	L283-722	L283-723	L283-724
L464		N/A	N/A	N/A	N/A	L283-721	L283-722	L283-723	L283-724
L480		L283-711	L283-712	L283-713	L283-714	N/A	N/A	N/A	N/A



COMPLETE LOCKS

INDICATORS

INDICATORS

	Optional indicators							
	LOCKED		OCCUPIED		DO NOT DISTURB			
	UNLOCKED		VACANT					
	Specify	Price adj	Specify	Price adj	Specify	Price adj	Specify	Price adj
INSIDE OF DOOR	L283-711	\$147.00	L283-712	\$147.00	L283-713	\$147.00	L283-714	\$147.00
OUTSIDE OF DOOR	L283-721	\$147.00	L283-722	\$147.00	L283-723	\$147.00	L283-724	\$147.00

		LOCKED/ UNLOCKED	OCCUPIED/ VACANT	DO NOT DISTURB	LOCKED/ UNLOCKED SYMBOLS	LOCKED/ UNLOCKED	OCCUPIED/ VACANT	DO NOT DISTURB	LOCKED/ UNLOCKED SYMBOLS
FUNCTION		INSIDE OF DOOR				OUTSIDE OF DOOR			
3 POINT LATCHING									
LM9310		N/A	N/A	N/A	N/A	N/A	N/A	N/A	N/A
LM9325		N/A	N/A	N/A	N/A	N/A	N/A	N/A	N/A
LM9350	LMV9350	L283-711	L283-712	L283-713	L283-714	L283-721	L283-722	L283-723	L283-724
LM9370	LMV9370	N/A	N/A	N/A	N/A	L283-721	L283-722	L283-723	L283-724
LM9371	LMV9371	L283-711	L283-712	L283-713	L283-714	L283-721	L283-722	L283-723	L283-724
LM9380	LMV9380	N/A	N/A	N/A	N/A	N/A	N/A	N/A	N/A



COMPLETE LOCKS

OPTIONS

THUMBTURN		
Description	Specify	Price adj.
Large ADA thumbturn option, not available with L9463 or L463 functions or ligature resistant knob (SK1), lever (SL1) or HSLR trim	09-509 x L583-363	\$0.00
Basic thumbturn option, not available on ligature resistant knob (SK1), lever (SL1) or HSLR trim	09-509	\$0.00
SCREW OPTIONS		
Description	Specify	Price adj.
Tamper resistant Torx® screws (sectional trim all door thicknesses; L and N escutcheon 1-3/4" door thickness only)	Torx	\$30.90
LEAD LINING		
Must be ordered as part of a complete lock. Parts are not sold separately. Lock handing must be specified.		
Description	Specify	Price adj.
1/8" thick lead lining installed on L9000 mortise lock case cover	XL11-515	\$698.00
1/8" thick lead lining installed on L400 mortise deadbolt case	XL12-216	\$698.00
SPECIAL OPTIONS (SPECIALS PREVIOUSLY LISTED IN THE SECTION CAN NOW BE FOUND IN THE CONFIGURE A PRODUCT SECTION)		
Description	Specify	Price adj.
Nylon latchbolt insert, for use with electric strikes	XL11-422	\$147.00
Armor front with cutout to receive deadbolt only, for use with dummy functions	XL11-743	\$181.00
BUY AMERICA ACT		
Description	Specify	Price adj.
Buy America Act Compliant	BAA	\$25.00

COMPLETE LOCKS

LOCKS LESS COMPONENTS

- If only a lock case is required, see L Series parts > Lock cases.
- Not available with ligature resistant knob (SK1, XL11-000 option), ligature resistant lever (SL1, XL12-482 option) or HSLR trim.
- Deductions are applied to complete lock prices.
- Vandlgard mortise functions are not available less outside knob/lever, less outside rose/escutcheon. or less complete trim.

LOCKS LESS COMPONENTS		
Description	Specify	Price adjustment
Less each knob or lever (inside only)	LLL for knob/lever design	-\$38.00
Less each inside rose or inside escutcheon only	LLL for rose/escutcheon design	-\$38.00
Less complete trim outside (Rose trim only. Less complete inside trim not allowed.) L283-150 furnished to mount inside trim when lock is ordered less outside trim for rose designs only (add \$55.60 per lock).	LLL for complete trim outside	-\$76.00
Less inside and outside trim (includes lock case, armor, strike and screws)	LLL for both complete trim inside and complete trim outside	Sum of applicable deducts, use 06A design and specified finish for base price.
Less armor front	LLL for armor front	-\$51.00
Less strike	LLL for strike	-\$31.00

LOCKS LESS LOCK CASE (TRIM KITS)		
Locks less lock cases are furnished less cylinder(s), armor front and strike. Included are complete sets of outside and inside trim with spring cages, spindles, mounting screws and thru-bolts as required for the specified function.		
Function	Specify	Price adjustment
L9010	Function, lever style, finish, rose/escutcheon, LLL for armor, LLL for strike and LLC for less lock case Example: L9010.03.626. A. LLL.LLL.LLC	-\$130.00
L9040, L9044, L9440, L9444	Function, lever style, finish, rose/escutcheon, LLL for armor, LLL for strike and LLC for less lock case Example: L9040.03.626.A.LLL.LLL.LLC	-\$310.00
L9050, L9056, L9070, L9076, L9080	Function less cylinder (use L suffix), lever style, finish, rose/escutcheon LLL for armor, LLL for strike, and LLC for less lock case Example: L9050.L.06.613. L. LLL.LLL.LLC	-\$390.00
L9453, L9456, L9465, L9473, L9480, L9485, L9486, L9486 "OCCUPIED", L9496	Function less cylinder (use L suffix), lever style, finish, rose/escutcheon LLL for armor, LLL for strike, and LLC for less lock case Example: L9453.L.06.613. L. LLL.LLL.LLC	-\$442.00
L9060, L9071, L9077, L9082, L9457, L9466	Function less cylinder (use L suffix), lever style, finish, rose/escutcheon LLL for armor, LLL for strike, and LLC for less lock case Example: L9060.L.06.613. L. LLL.LLL.LLC	-\$510.00

1. Locks less lock case are furnished less cylinder(s), armor front, and strike. Included are complete sets of outside and inside trim with spring cages, spindles, mounting screws and thru-bolts as required for the function specified.
2. Deductions are applied to complete lock prices.

COMPLETE LOCKS

LOCKS LESS COMPONENTS

ELECTRIFIED LOCKS LESS LOCK CASE (TRIM KITS)

Electrified locks less lock cases are furnished with all components except the lock case.

Function	Specify	Price adjustment
L9090, L9091	Function, lever style, finish, rose/escutcheon and LLC-ELI for less lock case Example: L9090EU.03.626. A.LLC-ELI	-\$642.00
L9092, L9093, L9095	Function, cylinder, lever style, finish, rose/escutcheon and LLC-ELI for less lock case Example: L9092.P6.06.626.LLC-ELI	-\$642.00
L9492, L9493, L9494, L9495	Function, cylinder, lever style, finish, rose/escutcheon and LLC-ELI for less lock case Example: L9492.P6.06.626.LLC-ELI	-\$840.00

1. Deductions are applied to complete lock prices.

LOCKS WITH LIGATURE RESISTANT TRIM LESS LOCK CASE (TRIM KITS)

Ligature resistant trim less lock cases are furnished with all components except the lock case. Cylinder type must be specified. Less complete cylinder is not allowed.

Function	Specify	Price adjustment
L9010	Function, lever style, finish and LLC for less lock case Example: L9010.HSLR.630.LLC	-\$130.00
L9044	Function, lever style, finish and LLC for less lock case Example: L9040.HSLR.630.LLC (HSLR trim only)	-\$310.00
L9050, L9056, L9070, L9076, L9080	Function, cylinder type, lever style, finish and LLC for less lock case Example: L9050.P6.HSLR.630.LLC	-\$390.00
L9453, L9456, L9465, L9473, L9480, L9485	Function, cylinder type, lever style, finish and LLC for less lock case Example: L9076.P6.HSLR.630.LLC	-\$442.00
L9060, L9071, L9077, L9082, L9457, L9466	Function, lever style, finish and LLC for less lock case Example: L9444.HSLR.630.LLC	-\$510.00
L9090, L9091	Function, lever style, finish and LLC for less lock case Example: L9090EU.SL1.630.LLC-ELI (SLI and SKI trim only)	-\$642.00
L9092, L9093, L9095	Function, cylinder type, lever style, finish and LLC for less lock case Example: L9092EU.P6.HSLR.630.LLC-ELI	-\$642.00
L9492, L9493, L9494, L9495	Function, cylinder type, lever style, finish and LLC for less lock case Example: L9492EU.P6.HSLR.630.LLC-ELI	-\$840.00

2. Deductions are applied to complete lock prices.

COMPLETE LOCKS

KEYING

Specify on order only if requesting an option other than the default. Control keys are not furnished with locks and must be purchased separately. See [Keys section](#) at the back of this book.

For complete details on cylinders, tailpieces, keying and keys, see the [Cylinders](#) and [Keys](#) sections at the back of this book.

KEYING		Default	Optional	Default	Optional	Default	Optional	Default	Optional	Default	Optional	Default	Optional	Default	Optional
Specify	Description	P6	P	Z	C6	C	R	T	M	G	H				
KD	Keyed different	▪													
KA-0BIT	Keyed alike 0 bitting		▪												
KA-1BIT	Keyed alike 1 bitting														
KAGRP	Keyed alike by group		▪												
KAQTY	Keyed alike by qty		▪												
KEYSPECIFIC	Keyed alike to specific combination		▪												
MK	Master keyed		▪												
SPLIT	Split key construction keyed		▪												
RCK	Lost ball construction keyed														
RMK	Residential master keyed														
RCK/RMK	Lost ball construction keyed and res. master keyed														
ICC	FSIC construction keyed, (default)														
ICA	FSIC construction keyed, (if specified)														
ICB	FSIC construction keyed, (if specified)														
BRN	SFIC construction keyed, Brown (default)														
GRN	SFIC construction keyed, Green (if specified)														

KEYWAY													
Specify keyway	Keyway family	Default keyway		P6	P	Z	C6	C	R	T	M	G	H
		Non-masterkeyed	Masterkeyed										
[]	Everest 29 S (Open) Default if not specified	S123	S145	▪			▪		▪				
[]	Obverse (Open)	C	E	▪	▪		▪	▪	▪	▪			
[]	Everest C (Open)	C123	C145	▪			▪		▪				
[]	Everest D (Restricted)	D123	D145	▪			▪		▪				
[]	Everest 29 T (Restricted)	T123	T145	▪			▪		▪				
[]	Quad (Restricted)	Customer directed		▪			▪		▪				
[]	Numbered (Restricted)	Customer directed		▪			▪		▪				
[]	Reverse (Restricted)	Customer directed		▪			▪		▪				
[]	Everest B (Restricted)	N/A	B125			▪					▪	▪	
[]	Everest 29 R (Restricted)	N/A	R125			▪					▪	▪	
[]	Best	A	N/A										▪

For a complete list of keying related charges, see the [Cylinders](#) and [Keys](#) sections at the back of this book.
Keys must be ordered separately for all construction keyed options.

L Series Distributor Pack program

Features

The Schlage Distributor Pack stocking program provides “flexible inventory” for the L-Series mortise lock. The Distributor Pack combines the versatile Schlage mortise lock with a variety of knob or lever options and finishes all for the same list price as a complete lockset. This allows you to maximize your mortise lock inventory dollars and meet your changing customer requirements.

The Distributor Pack is also easy to use. By combining a few different component parts, you can build a complete Schlage mortise lock.

How to build a mortise lock with the Schlage Distributor Pack

- STEP 1:** Choose lock case required. Schlage mortise cases must be ordered in multiples of 10 units each (quantity of 1 = 1 lock case).
- STEP 2:** Choose the knob/lever and rose/escutcheon trim designs and finishes. Order one design and finish in multiples of 4 or 10 units each (quantity of 1 = 1 set of outside and inside trim).
- STEP 3:** Choose the armor front (quantity of 1 = 10 armor fronts, packed 10 to a box).
- STEP 4:** Choose the strike (quantity of 1 = 10 strikes, packed 10 to a box).
- STEP 5:** Choose the cylinder, if required (quantity of 1 = 10 cylinders, packed 10 to a box).

These are the only component parts required to build a Schlage mortise lock. With five easy steps you can build your mortise inventory to be flexible and to respond quickly to your customers.

Miscellaneous parts in bulk quantities are also available for Schlage mortise locks with the Distributor Pack Program.

Product identification

Functions available

Function	Description
L9010B	Passage
L9040B	Privacy
L9050LB	Entrance/office
L9056LB	Entrance/office with auto unlocking
L9070LB	Classroom
L9080LB	Storeroom
L9082LB	Institution
L9453LB	Entrance
L9456LB	Corridor
L9465LB	Closet/storeroom
L9473LB	Dormitory/bedroom
L9480LB	Storeroom with deadbolt
L9485LB	Faculty restroom

Suffix

B = Distributor pack lock case
L = Less full face cylinder

Available designs and finishes

Knob/lever designs		Rose/escutcheon	Finishes
Standard	01, 02, 03, 05, 06, 07, 12, 17, 18, ACC, AST, LAT, LON, MER, STA, OME	A, B, C, L, or N	605, 606, 609, 612, 613, 619, 625, 626, 629, 630, 643e (not all lever designs available in each finish, see product tables for exact list)
M Collection	M51, M52, M53, M54, M55, M56, M57, M62, M62, M63, M81, M82, M83, M84, M85, ME1, ME2, ME3		



DISTRIBUTOR PACK

- Order part number in multiples of 10
- Lock cases furnished with mounting screws and templates only
- Lock cases furnished right hand only
- L909X functions include CON-6W

STEP 1: LOCK CASES - ORDER PART NUMBER IN MULTIPLES OF 10

Ordering instructions: Order part number in multiples of 10

STANDARD LOCK CASES

Part number	Description	Price each
L9010B	Passage	\$184.00
L9040B	Privacy	\$327.00
L9050LB	Entrance/office	\$341.00
L9056LB	Entrance/office with auto unlocking	\$454.00
L9070LB	Classroom	\$341.00
L9080LB	Storeroom	\$341.00
L9082LB	Institution	\$352.00
L9090LB	Electrified chassis for L9090/L9092 functions. Specify EL or EU; if not specified will ship EU.	\$775.00
L9090LB RX	Electrified chassis with RX for L9090/L9092 functions. Specify EL or EU; if not specified will ship EU.	\$1,038.00
L9091LB	Electrified chassis for L9091/L9093/L9095 functions. Specify EL or EU; if not specified will ship EU.	\$775.00
L9091LB RX	Electrified chassis with RX for L9091/L9093/L9095 functions. Specify EL or EU; if not specified will ship EU.	\$1,038.00
L9453LB	Entrance/office with deadbolt	\$382.00
L9456LB	Corridor	\$382.00
L9465LB	Closet/Storeroom	\$382.00
L9473LB	Dormitory/Bedroom	\$382.00
L9480LB	Storeroom with deadbolt	\$501.00
L9485LB	Faculty Restroom	\$501.00

VANDLGARD LOCK CASES

Part number	Description	Price each
LV9040B	Privacy	\$462.00
LV9050LB	Entrance/office	\$476.00
LV9056LB	Entrance/office with auto unlocking	\$589.00
LV9070LB	Classroom	\$476.00
LV9080LB	Storeroom	\$476.00
LV9090LB	Electrified chassis for L9090/L9092 functions. Specify EL or EU; if not specified will ship EU.	\$910.00
LV9091LB	Electrified chassis for L9091/L9093/L9095 functions. Specify EL or EU; if not specified will ship EU.	\$910.00
LV9082LB	Institution	\$487.00
LV9453LB	Entrance/office with deadbolt	\$517.00
LV9456LB	Corridor	\$517.00
LV9480LB	Storeroom with deadbolt	\$636.00
LV9485LB	Faculty Restroom	\$636.00

DISTRIBUTOR PACK

- Split designs/finishes are not available
- Includes mounting screws, mounting plates, spring cages, L mounting posts, and strike boxes. For additional vandal resistance, order Vandlgard mounting posts on page 223.
- Components are for 1-3/4" thick doors only.
- Concealed cylinder escutcheons are not available in the distributor pack program.
- 41 and 42 knobs not available on Vandlgard functions.

STANDARD STYLES						M COLLECTION		
03	01	02	01	02	01	02	M51	M52
	-	05	03	05	03	05	M53	M54
	06	07	06	07	06	07	M55	M56
	12	17	12	17	12	17	M61	M63
	18	ACC	18	OME	18	OME	M81	M82
	AST	LAT	41	42	41	42	M83	M84
	LON	MER	ACC	AST	LAT	LON	M85	ME1
	OME	41	LAT	LON			ME2	ME3
	42	MER				M57	M62	
		Not available in 612		Not available in 613		Available only in 629 and 630		
FINISHES								
626	626	605, 606, 609, 612, 619, 622, 625, 643e (612 not available on C rose)		613, 629, 630 (613 not available on C rose)		605, 606, 609, 619, 622, 625, 626, 629, 630, 643e		

STEP 2: TRIM PACKS

Ordering instructions: Order part number in multiples of 4 or 10; specify part number, lever design, rose/escutcheon design, finish, handing if required.
Example: 09-446.M61.L.626.RH

LEVERS/KNOBS WITH A OR B ROSES

Part number						
09-454	L9010, L/LV9070, L/LV9080, L/LV9082, L/LV9090, L/LV 9092, L9465	\$560.00	\$670.00	\$682.00	\$700.00	\$700.00
09-455	L/LV9040	\$571.00	\$681.00	\$693.00	\$711.00	\$711.00
09-456	L/LV9050, L/LV9056, L/LV9453, L/LV9456, L9473, L/LV9480, L/LV9485, L/LV9492	\$561.00	\$671.00	\$683.00	\$701.00	\$701.00

LEVERS WITH L OR N ESCUTCHEONS

Part number	Knob/Lever design with rose for use with					
09-446	L9010, L/LV 9090	\$705.00	\$705.00	\$717.00	\$735.00	\$735.00
09-447	L/LV9040	\$717.00	\$717.00	\$729.00	\$747.00	\$747.00
09-449	L/LV9070, L/LV9080, L/LV 9092, L9465	\$706.00	\$706.00	\$718.00	\$736.00	\$736.00
09-451	L/LV9050, L/LV9056, L/LV9453, L/LV9456, L9473, L/LV9480, L/LV9485, L/LV9492	\$706.00	\$706.00	\$718.00	\$736.00	\$736.00



DISTRIBUTOR PACK

STEP 3: ARMOR FRONTS

Ordering instructions: Specify part number and finish. Example: 09-473.626

Available finishes

605	606	609	612	613	619	622	625	626	629	630	643e
■	■	■	■	■	■	■	■	■	■	■	■

1 1/4" WIDE ARMOR FRONT - STANDARD FOR DOORS 1 3/4" AND THICKER; INCLUDES MOUNTING SCREWS

Specify		Box/pack quantity	Description	Price per box/pack
Part number	Finish			
09-473	.[Finish]	10 each	09-662 latch only armor for 9010, 9040, V9040	\$510.00
09-474	.[Finish]	10 each	09-663 latch x aux latch for 9050, V9050, 9056, V9056, 9070, V9070, 9080, V9080, 9082, V9082, 9090 ¹ , V9090 ¹ , 9091 ¹ , V9091 ¹ , 9092 ¹ , V9092 ¹ , 9093 ¹ , V9093 ¹ , 9095 ¹ , V9095 ¹	\$510.00
09-475	.[Finish]	10 each	09-664 latch x deadbolt for 9456, V9456, 9465, V9465, 9473, V9473	\$510.00
09-477	.[Finish]	10 each	09-666 latch x aux latch x deadbolt for 9453, V9453, 9480, V9480, 9485, V9485, 9492, V9492, 9493, V9493, 9494, V9494, 9495, V9495	\$510.00

¹ For 9090, V9090, 9091, V9091, 9092, V9092, 9093, V9093, 9095, V9095 with DPS use distributor pack armor 09-477

STEP 4: STRIKES

Ordering instructions: Specify part number and finish. Example: 09-494.626

Available finishes

605	606	609	612	613	619	622	625	626	629	630	643e
■	■	■	■	■	■	■	■	■	■	■	■

Specify		Box/pack quantity	Description	Price per box/pack
Part number for box	Finish			
09-494	.[Finish]	10 each	10-072 1-1/4" x 4-7/8" square corner strikes, no box strikes with 1" lip	\$309.00
09-494-1316	.[Finish]	10 each	10-072 1-1/4" x 4-7/8" square corner strikes, no box strikes with 1-3/16" lip	\$309.00
09-494-112	.[Finish]	10 each	10-072 1-1/4" x 4-7/8" square corner strikes, no box strikes with 1-1/2" lip	\$309.00

Note: Strike box included with distributor pack trim set

STEP 5: CYLINDERS

Ordering instructions: Specify part

Example: 09-484 118

FOR USE WITH L9060 KEYED FUNCTIONS ONLY

Specify		Box/pack quantity	Description	Price per box/pack	
Part number for box	Finish			Open	Restricted
09-484-118	.[Finish]	10 each	20-001 cylinders with 1 1/8" cylinder length (use with rose trim on 1 3/8" -2" thick doors or escutcheon trim on 1 3/8" thick doors). Includes compression springs and blocking rings.	\$1,090.00	\$1,360.00
09-484-114	.[Finish]	10 each	20-001 cylinders with 1 1/4" cylinder length (use with escutcheon trim on 1 3/4" thick doors). Includes compression springs and blocking rings.	\$1,090.00	\$1,360.00
09-484-138	.[Finish]	10 each	20-001 cylinders with 1 3/8" cylinder length (use with escutcheon trim on 2" thick doors). Includes compression springs and blocking rings.	\$1,090.00	\$1,360.00

FOR USE WITH ALL KEYED FUNCTIONS OTHER THAN L9060

Specify		Box/pack quantity	Description	Price per box/pack	
Part number for box	Finish			Open	Restricted
09-485-118	.[Finish]	10 each	30-001 cylinders with 1-1/8" cylinder length (use with rose trim on 1-3/8" -2" thick doors or escutcheon trim on 1-3/8" thick doors). Includes compression springs and blocking rings.	\$1,090.00	\$1,360.00
09-485-114	.[Finish]	10 each	30-001 cylinders with 1-1/4" cylinder length (use with escutcheon trim on 1-3/4" thick doors). Includes compression springs and blocking rings.	\$1,090.00	\$1,360.00
09-485-138	.[Finish]	10 each	30-001 cylinders with 1-3/8" cylinder length (use with escutcheon trim on 2" thick doors). Includes compression springs and blocking rings.	\$1,090.00	\$1,360.00

Note: Cylinders are C keyway, 6 pin cylinder keyed 5, 0 bitted, and furnished with two 5-pin 0-bitted keys

DISTRIBUTOR PACK

MISCELLANEOUS DISTRIBUTOR PACK PARTS Specify part number and finish. Example: 09-483-138.626				Available finishes											
				605	606	609	612	613	619	622	625	626	629	630	643e
				■	■	■	■	■	■	■	■	■	■	■	■
L ESCUTCHEON THRU BOLTS															
Specify		Box/pack quantity	Description	Price per box/ pack											
Part number	Finish														
09-483-138	.[Finish]	50	L escutcheon thru-bolts for 1-3/8" thick doors	\$510.00											
09-483-134	.[Finish]	50	L escutcheon thru-bolts for 1-3/4" thick doors	\$510.00											
09-483-200	.[Finish]	50	L escutcheon thru-bolts for 2" thick doors	\$510.00											
09-483-214	.[Finish]	50	L escutcheon thru-bolts for 2-1/4" thick doors	\$510.00											
09-483-212	.[Finish]	50	L escutcheon thru-bolts for 2-1/2" thick doors	\$510.00											
MOUNTINGS POSTS FOR STANDARD L FUNCTIONS (BOX OF 50)															
Specify		Box/pack quantity	Description	Price per box/ pack											
Part number	Finish														
09-488-138	.[Finish]	50	L escutcheon thru-bolts for 1-3/8" thick doors	\$802.00											
09-488-134	.[Finish]	50	L escutcheon thru-bolts for 1-3/4" thick doors	\$802.00											
09-488-200	.[Finish]	50	L escutcheon thru-bolts for 2" thick doors	\$802.00											
09-488-214	.[Finish]	50	L escutcheon thru-bolts for 2-1/4" thick doors	\$802.00											
09-488-212	.[Finish]	50	L escutcheon thru-bolts for 2-1/2" thick doors	\$802.00											
MOUNTINGS POSTS FOR VANDLGARD FUNCTIONS (BOX OF 50)															
Contact Technical Support															
MOUNTING SCREWS (ADD EXAMPLE)															
Specify		Box/pack quantity	Description	Price per box/ pack											
Part number for box	Finish														
09-493	.[Finish]	100	Mounting screw L583-066	\$57.10											

ELECTRIFIED DISTRIBUTOR PACK PARTS Ordering instructions: Specify part. Example: L283-412			
RX MODULES AND SOLID SPINDLES			
Part number for box	Box/pack quantity	Description	Price per box/pack
L283-412	10	RX modules p/n L283-452	\$2,103.00
L283-450	10	Solid spindle and spring p/n L283-064 (for use with 9091, 9093, 9095 only; supports 1-3/8" - 3" door thickness)	\$51.50

Note: L283-452 R/X modules cannot be field installed on mechanical locks.

PARTS

LEVERS & KNOBS																		
⌘ Extended factory lead time 🖐 Specify handing							Available finishes											
Style	Lever and knob style						605	606	609	612	613	619	622	625	626	629	630	643e
Standard	01⌘, 02⌘, 03⌘, 05⌘, 06, 07, 12🖐, 17, 18, 41⌘, 42⌘, OME⌘						▪	▪	▪	▪	▪	▪	▪	▪	▪	▪	▪	▪
	LAT⌘, LON⌘						▪	▪	▪	N/A	N/A	▪	▪	▪	▪	▪	▪	▪
	ACC🖐, AST🖐, MER🖐						▪	▪	▪	N/A	N/A	▪	▪	▪	▪	N/A	N/A	▪
M Collection	M51, M52, M53⌘, M54⌘, M55⌘, M56⌘, M61⌘🖐, M63⌘🖐, M81, M82⌘, M83⌘, M84⌘, M85⌘🖐, ME1⌘🖐, ME2⌘🖐, ME3⌘						▪	▪	▪	N/A	N/A	▪	▪	▪	▪	▪	▪	▪
	M57⌘🖐, M62⌘🖐						N/A	N/A	N/A	N/A	N/A	N/A	N/A	N/A	N/A	▪	▪	N/A
Description		Specify				Standard lever/ knob design		M Collection										
		Part number	Lever/knob style	Finish	Door thickness													
Outside lever, retaining clip, insertion tool		09-401	.[Lever/knob]	.[Finish]	.[]	\$248.00		\$268.00										
Inside lever+bushing, mounting plate, screw pack, spanner wrench		09-402	.[Lever/knob]	.[Finish]	.[]	\$248.00		\$268.00										
¹ Available modified for Folger Adam Co.® Lever Track™. Specify 503 lever style and add \$56.00 Not available in 629 or 630 finish.																		
Levers and knobs default for 1-3/4" doors. Knobs also available for 1-3/8" doors, levers for 1-3/8", 2", 2-1/4" and 2-1/2" doors. Specify door thickness if not 1-3/4".																		
09-401 and 09-402 also available in 626AM and 630AM finishes. Add \$35.40 to part price.																		

ROSES														
			Available finishes											
Style	Lever and knob style		605	606	609	612	613	619	622	625	626	629	630	643e
Standard	A, B, C		▪	▪	▪	▪	▪	▪	▪	▪	▪	▪	▪	▪
Decorative	MER, AVA		▪	▪	▪	N/A	N/A	▪	▪	▪	▪	N/A	N/A	▪
Description			Specify									Standard and M Collection		
			Part number		Lever/knob style		Rose		Finish					
Inside rose (includes mounting plate and screws)			09-403		.[Lever/knob]		.[Rose]		.[Finish]			\$140.00		
Outside rose and bushing			09-404		.[Lever/knob]		.[Rose]		.[Finish]			\$140.00		
Blank outside rose (not available MER or AVA)			09-508		.[Lever/knob]		.[Rose]		.[Finish]			\$140.00		
Also available in 626AM and 630AM finishes. Add \$35.40 to part price.														

ESCUTCHEONS													
				Available finishes									
				605	606	609	612	613	619	622	625	626	629 630 643e
				▪	▪	▪	▪	▪	▪	▪	▪	▪	▪
OUTSIDE ESCUTCHEON & BUSHING													
Description				Specify				L escutcheon		N escutcheon			
				Part number	Lever/knob style	Escutcheon style	Finish						
O/S 00L escutcheon x full face cylinder				09-614	.[Lever/knob]	L	.[Finish]	\$248.00		N/A			
O/S 00L escutcheon blank x concealed cylinder				09-615	.[Lever/knob]	L	630	\$248.00		N/A			
Blank x lever or knob				09-636	.[Lever/knob]	.[N or L]	.[Finish]	\$248.00		\$248.00			
Emergency turn x lever or knob				09-637	.[Lever/knob]	.[N or L]	.[Finish]	\$248.00		\$248.00			
Concealed cylinder x lever or knob				09-638	.[Lever/knob]	L	.[Finish]	\$248.00		N/A			
Full face cylinder x lever or knob				09-639	.[Lever/knob]	.[N or L]	.[Finish]	\$248.00		\$248.00			



PARTS

INSIDE ESCUTCHEON							
Description	Specify					L escutcheon	N escutcheon
	Part number	Lever/knob style	Escutcheon style	Finish	Door thickness		
Blank x lever or knob for 1-3/8" to 4" thick doors	09-632	.[Lever/knob]	.[N or L]	.[Finish]	-	\$248.00	\$248.00
Thumbturn x lever or knob for 1-3/8" to 2-1/2" thick doors (uses ADA thumbturn 09-544). 612 and 613 finishes not available on ADA thumbturn 09-544. Large ADA thumbturn will be used (09-509 x L583-363) when 612 or 613 is specified.	09-633	.[Lever/knob]	.[N or L]	.[Finish]	.[Door thickness]	\$248.00	\$248.00
Thumbturn x blank for 1-3/8" to 2-1/2" thick doors (uses ADA thumbturn 09-544). 612 and 613 finishes not available on ADA thumbturn 09-544. Large ADA thumbturn will be used (09-509 x L583-363) when 612 or 613 is specified.	09-634	.[Lever/knob]	L	.[Finish]	.[Door thickness]	\$248.00	N/A
Full face cylinder x lever or knob for 1-3/8" to 4" thick doors	09-635	.[Lever/knob]	.[N or L]	.[Finish]	-	\$248.00	\$248.00
Concealed cylinder x lever or knob	L583-187	.[Lever/knob]	L	.[Finish]	-	\$248.00	N/A

OUTSIDE LEVER/KNOB AND ROSE/ESCUTCHEON ASSEMBLIES														
🕒 Extended factory lead time 🖐️ Specify handing			Available finishes											
Style	Lever and knob design		605	606	609	612	613	619	622	625	626	629	630	643e
Standard	01🕒, 02🕒, 03, 05🕒, 06, 07, 12🖐️, 17, 18, 41🕒, 42🕒, OME🕒		▪	▪	▪	▪	▪	▪	▪	▪	▪	▪	▪	▪
	LAT🕒, LON🕒		▪	▪	▪	N/A	N/A	▪	▪	▪	▪	▪	▪	▪
	ACC🖐️, AST🖐️, MER🖐️		▪	▪	▪	N/A	N/A	▪	▪	▪	▪	N/A	N/A	▪
M Collection	M51, M52, M53🕒, M54🕒, M55🕒, M56🕒, M61🕒🖐️, M63🕒🖐️, M81, M82🕒, M83🕒, M84🕒, M85🕒🖐️, ME1🕒🖐️, ME2🕒🖐️, ME3🕒		▪	▪	▪	N/A	N/A	▪	▪	▪	▪	▪	▪	▪
	M57🕒🖐️, M62🕒🖐️		N/A	N/A	N/A	N/A	N/A	N/A	N/A	N/A	N/A	▪	▪	N/A

WITH A, B OR C ROSE							
Description	Specify				Standard lever/ knob design	M Collection	
	Part number	Lever/knob style	Rose style	Finish			
Outside Lever assembly	09-506	.[Lever/knob]	.[A, B or C]	.[]	\$275.00	\$297.00	

WITH AVANTI OR MERANO ROSE						
Description	Specify				Standard lever/ knob design	M Collection
	Part number	Lever/knob style	Rose style	Finish		
Outside lever assembly for AST with Avanti rose or MER with Merano rose only	09-655	.[Lever/knob]	.[AST or MER]	.[]	\$275.00	N/A

WITH L OR N ESCUTCHEON						
Description	Specify				Standard lever/ knob design	M Collection
	Part number	Lever/knob style	Escutcheon style	Finish		
Blank	09-550	.[Lever/knob]	.[N or L]	.[]	\$368.00	\$389.00
Emergency turn	09-551	.[Lever/knob]	.[N or L]	.[]	\$368.00	\$389.00
Concealed cylinder (L escutcheon only)	09-552	.[Lever/knob]	L	.[]	\$368.00	\$389.00
Full face cylinder	09-553	.[Lever/knob]	.[N or L]	.[]	\$368.00	\$389.00
Coin turn.	09-556	.[Lever/knob]	.[N or L]	.[]	\$368.00	\$389.00



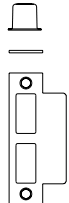

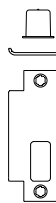


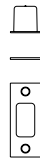



PARTS


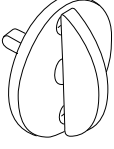

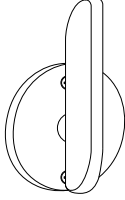
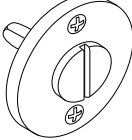
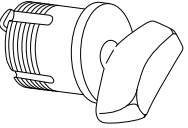
ARMOR FRONTS, L9000 & L400-SERIES	Available finishes											
	605	606	609	612	613	619	622	625	626	629	630	643e
	■	■	■	■	■	■	■	■	■	■	■	■
1-1/4" WIDE (STANDARD ARMOR SIZE FOR 1-3/4" AND LARGER DOOR THICKNESSES)												
Description	Specify		Price each									
	Part number	Finish										
Blank (L9175, L9176)	09-661	.[Finish]	\$51.00									
Latch only (L9010, L9040, L9044)	09-662	.[Finish]	\$51.00									
Latch x aux latch (L9050, L9056, L9060, L9070, L9071, L9080, L9082, L/LV9090, L/LV9091, L/LV9092, L/LV9093, L/LV9095¹)	09-663	.[Finish]	\$51.00									
Latch x aux latch (L9076, L9077)	09-713	.[Finish]	\$51.00									
Latch x deadbolt (L9440, L9444, L9456, L9457, L9465, L9466, L9473, L9496)	09-664	.[Finish]	\$51.00									
Deadbolt (L9460, L9462, L9463, L9464)	09-665	.[Finish]	\$51.00									
Latch x aux latch x deadbolt (L9453, L9458, L9480, L9485, L9486, L9492, L9493, L9494, L9495)	09-666	.[Finish]	\$51.00									
Deadbolt armor (L460, L462, L463, L464, L480, L496)	09-717	.[Finish]	\$51.00									
1-1/16" WIDE (ARMOR SIZE FOR DOORS THINNER THAN 1-3/4", INCLUDING 1-3/8" DOORS)												
Blank (L9175, L9176)	09-667	.[Finish]	\$51.00									
Latch only (L9010, L9040, L9044)	09-668	.[Finish]	\$51.00									
Latch x aux latch (L9050, L9056, L9060, L9070, L9071, L9080, L9082, L9090, L9091, L9092, L9093, L9095¹)	09-669	.[Finish]	\$51.00									
Latch x aux latch (L9076, L9077)	09-718	.[Finish]	\$51.00									
Latch x deadbolt (L9440, L9444, L9456, L9457, L9465, L9466, L9473, L9496, L9492, L9493, L9495)	09-670	.[Finish]	\$51.00									
Deadbolt (L9460, L9462, L9463, L9464)	09-671	.[Finish]	\$51.00									
Latch x aux latch x deadbolt (L9453, L9458, L9480, L9485, L9486)	09-672	.[Finish]	\$51.00									
¹ For L9090, L9091, L9092, L9093, L9095 models with DPS, use armor 09-666 (1-1/4" wide) or 09-670 (1-1/16" wide)												

L9000	L400	L9000 AND L400
-------	------	----------------

PARTS

														
Standard strike 1-1/4" x 4-7/8" square corner strike + box, with 1-3/16" lip	Deadbolt lock strike 1-1/4" x 4-7/8" square corner strike + box, no lip	Square corner, LH/RHR for SK1, SL1, HSLR, with 1-3/16" lip	Square corner, RH/LHR for SK1, SL1, HSLR, with 1-3/16" lip	1-1/4" x 4-7/8" square corner strike + box, no lip	1-1/8" x 3-1/2" square corner strike + box, ANSI 115.5 prep	1/2" rabbeted strike								
STRIKES, L9000 AND L400 SERIES				Available finishes										
				605	606	609	612	613	619	622	625	626	629	630
				■	■	■	■	■	■	■	■	■	■	■
STRIKES, L9000 SERIES														
Description	Specify		Price each											
	Part number	Finish												
1-1/4" x 4-7/8" square corner strike + box, 1-3/16" lip length , standard L9000 strike	10-072-1316	.[Finish]	\$30.90											
1-1/4" x 4-7/8" square corner strike + box, 7/8" lip length	10-072-078	.[Finish]	\$30.90											
1-1/4" x 4-7/8" square corner strike + box, 1" lip length	10-072-100	.[Finish]	\$30.90											
1-1/4" x 4-7/8" square corner strike + box, 1-1/2" lip length	10-072-112	.[Finish]	\$30.90											
1-1/4" x 4-7/8" square corner strike + box, 1-3/4" lip length	10-072-134	.[Finish]	\$79.10											
1-1/4" x 4-7/8" square corner strike + box, 2" lip length	10-072-200	.[Finish]	\$79.10											
Deadbolt lock strike, standard for L9460, L9462, L9463 and L9464	10-073	.[Finish]	\$37.70											
1/2" rabbeted strike (for 1-3/4" doors, use with 1-1/16" armor front. Use 1-1/4" armor front for over 1-3/4" – 2-1/4" doors extended equally)	10-075	.[Finish]	\$203.00											
1-1/4" x 8" square corner armor strike, no box. Specify handing to active leaf	10-091	.[Finish]	\$139.00											
One hole strike for latching functions LH/RHR for SK1, SL1 and HSLR trim (630 finish only)	10-144	.[Finish]	\$58.90											
One hole strike for latching functions RH/LHR for SK1, SL1 and HSLR trim (630 finish only)	10-145	.[Finish]	\$58.90											
Strike box (finish not applicable)	K510-066	-	\$9.30											
Door frame strike reinforcer (finish not applicable)	37-015	-	\$34.50											
STRIKES, L400 SERIES														
1-1/4" x 4-7/8" square corner strike + box,	10-078	.[Finish]	\$31.00											
1-1/8" x 3-1/2" square corner strike + box, ANSI 115.5 prep , standard L400 strike	10-079	.[Finish]	\$31.00											
Strike box for 10-079 strike (finish not applicable)	K510-053	-	\$9.30											
Strike box for 10-078 strike (finish not applicable)	K510-066	-	\$9.30											

PARTS

K510-330	09-509 Basic thumbturn	09-544 ADA thumbturn standard ¹	09-509 w/ large ADA thumbturn (L583-363)	L283-124	09-900
					

EMERGENCY BUTTON, THUMBTURNS, COIN TURNS & CYLINDER TURNS

EMERGENCY BUTTON & EMERGENCY TURN TOOL	Available finishes												
	605	606	609	612	613	619	622	625	626	629	630	643e	
	■	■	■	■	■	■	■	■	■	■	■	■	

Description	Specify		Price each
	Part number	Finish	
Emergency Button, L9040 and L9440	K510-330	.[Finish]	\$21.00
Emergency turn tool for L9040 and L9440. Specify finish as 458. (For L9040 with outside indicator, use privacy indicator emergency tool part number 47285675)	L583-691	.458	\$26.40

BASIC THUMBTURNS (OPTIONAL)	Available finishes													
	605	606	609	612	613	619	622	625	626	626AM	629	630	630AM	643e
	■	■	■	■	■	■	■	■	■	■	■	■	■	■

Description	Specify		Price each
	Part number	Finish	
Basic thumbturn for sectional trim, 1-3/8"- 1-7/8" door range, extended equally	09-509-027	.[Finish]	\$97.80
Basic thumbturn for sectional trim, >1-7/8"- 2-3/8" door range, extended equally	09-509-033	.[Finish]	\$97.80
Basic thumbturn for sectional trim, >2-3/8"- 2-7/8" door range, extended equally	09-509-040	.[Finish]	\$97.80
Basic thumbturn for sectional trim, >2-7/8"- 3-5/8" door range, extended equally	09-509-047	.[Finish]	\$97.80

ADA THUMBTURNS FOR SECTIONAL TRIM For 612 or 613 finishes, use Large ADA thumbturn 09-500 x L583-363. Also specify 09-509 x L583-363 for thick door applications.	Available finishes													
	605	606	609	612	613	619	622	625	626	626AM	629	630	630AM	643e
	■	■	■	N/A	N/A	■	■	■	■	■	■	■	■	■

Description	Specify		Price each
	Part number	Finish	
ADA thumbturn for sectional trim, 1-3/8"- 1-7/8" door range, extended equally	09-544-027	.[Finish]	\$97.80
ADA thumbturn for sectional trim, >1-7/8"- 2-3/8" door range, extended equally	09-544-033	.[Finish]	\$97.80
ADA thumbturn for sectional trim, >2-3/8"- 2-7/8" door range, extended equally	09-544-040	.[Finish]	\$97.80
ADA thumbturn for sectional trim, >2-7/8"- 3-5/8" door range, extended equally	09-544-047	.[Finish]	\$97.80







LARGE ADA THUMBTURN	Available finishes													
	605	606	609	612	613	619	622	625	626	626AM	629	630	630AM	643e
	■	■	■	■	■	■	■	■	■	■	■	■	■	■

Description	Specify		Price each
	Part number	Finish	
Large ADA thumbturn for sectional trim, 1-3/8"- 1-7/8" door range, extended equally	09-509-027xL583-363	.[Finish]	\$97.80
Basic thumbturn for sectional trim, >1-7/8"- 2-3/8" door range, extended equally	09-509-033xL583-363	.[Finish]	\$97.80
Basic thumbturn for sectional trim, >2-3/8"- 2-7/8" door range, extended equally	09-509-040xL583-363	.[Finish]	\$97.80
Basic thumbturn for sectional trim, >2-7/8"- 3-5/8" door range, extended equally	09-509-047xL583-363	.[Finish]	\$97.80

PARTS

COIN TURNS			Available finishes											
			605	606	609	612	613	619	622	625	626	629	630	643e
			▪	▪	▪	N/A	N/A	▪	▪	▪	▪	▪	▪	▪
Description			Specify		Price each									
			Part number	Finish										
Coin turn, L9044 and L9444, 1-3/8" - 1-1/2" door range, extended equally (EE)			L283-124-19		.[Finish]								\$171.00	
Coin turn, L9044 and L9444, 1-5/8" - 1-7/8" door range, extended equally (EE)			L283-124-23		.[Finish]								\$171.00	
Coin turn, L9044 and L9444, >1-7/8" - 2-1/8" door range, extended equally (EE)			L283-124-25		.[Finish]								\$171.00	
Coin turn, L9044 and L9444, >2-1/8" - 2-5/8" door range, extended equally (EE)			L283-124 -31		.[Finish]								\$171.00	
Coin turn, L9044 and L9444, >2-5/8" - 2-7/8" door range, extended equally (EE)			L283-124-37		.[Finish]								\$171.00	
Coin turn, L9044 and L9444, >2-7/8" - 3-3/8" door range, extended equally (EE)			L283-124-43		.[Finish]								\$171.00	
Coin turn, L9044 and L9444, >3-3/8" - 3-5/8" door range, extended equally (EE)			L283-124-48		.[Finish]								\$171.00	
Coin turn with Torx screws, L9044 and L9444, 1-3/8" - 1-1/2" door range, extended equally (EE)			L283-056-19		.[Finish]								\$185.00	
Coin turn with Torx screws, L9044 and L9444, 1-5/8" - 1-7/8" door range, extended equally (EE)			L283-056-23		.[Finish]								\$185.00	
Coin turn with Torx screws, L9044 and L9444, >1-7/8" - 2-1/8" door range, extended equally (EE)			L283-056-25		.[Finish]								\$185.00	
Coin turn with Torx screws, L9044 and L9444, >2-1/8" - 2-5/8" door range, extended equally (EE)			L283-056-31		.[Finish]								\$185.00	
Coin turn with Torx screws, L9044 and L9444, >2-5/8" - 2-7/8" door range, extended equally (EE)			L283-056-37		.[Finish]								\$185.00	
Coin turn with Torx screws, L9044 and L9444, >2-7/8" - 3-3/8" door range, extended equally (EE)			L283-056-43		.[Finish]								\$185.00	
Coin turn with Torx screws, L9044 and L9444, >3-3/8" - 3-5/8" door range, extended equally (EE)			L283-056-48		.[Finish]								\$185.00	
CYLINDER TURNS			Available finishes											
			605	606	609	612	613	619	622	625	626	629	630	643e
			▪	▪	▪	▪	▪	▪	▪	▪	▪	▪	N/A	N/A
Cylinder turns not available in 629 or 630 finish 👉 Specify door hand for cylinder turns if used with L463 or L9463														
Description			Specify		Price each									
			Part number	Finish										
Cylinder coin turn, 1-1/8" (replaces XL12-196)			09-487-1/8		.[Finish]								\$172.00	
Cylinder coin turn 1-1/4" (replaces XL12-196)			09-487-1-1/4		.[Finish]								\$172.00	
Cylinder coin turn, 1-3/8" (replaces XL12-196)			09-487-1-3/8		.[Finish]								\$172.00	
Cylinder turn, 1-1/8"			09-900-1-1/8		.[Finish]								\$168.00	
Cylinder turn, 1-1/4"			09-900-1-1/4		.[Finish]								\$168.00	
Cylinder turn, 1-3/8"			09-900-1-3/8		.[Finish]								\$168.00	
Cylinder turn, 1-1/2"			09-900-1/2		.[Finish]								\$193.00	
Cylinder turn, 1-5/8"			09-900-1-5/8		.[Finish]								\$193.00	
Cylinder turn, 1-3/4"			09-900-1-3/4		.[Finish]								\$193.00	
Cylinder turn with compression ring, 1-1/8"			09-904-1-1/8		.[Finish]								\$171.00	
Cylinder turn with compression ring, 1-1/4"			09-904-1-1/4		.[Finish]								\$171.00	
Cylinder turn with compression ring, 1-3/8"			09-904-1-3/8		.[Finish]								\$171.00	
Cylinder turn with compression ring, 1-1/2"			09-904-1-1/2		.[Finish]								\$196.00	
Cylinder turn with compression ring, 1-5/8"			09-904-1-5/8		.[Finish]								\$196.00	
Cylinder turn with compression ring, 1-3/4"			09-904-1-3/4		.[Finish]								\$196.00	
Cylinder turn with compression ring and 1/8" blocking ring for 1-3/4" doors			09-905		.[Finish]								\$181.00	

PARTS

OCCUPANCY INDICATOR - 180 DEGREE VISIBILITY					09-611 "OLD STYLE" INDICATOR
SECTIONAL INDICATOR FOR ROSE TRIM	N ESCUTCHEON INDICATOR	AVAILABLE MESSAGES			FOR ROSE TRIM
		 LOCKED	OCCUPIED	DO NOT DISTURB	
		 UNLOCKED	VACANT		
		LOCKED/OCCUPIED/DO NOT DISTURB/ lock symbol is white text on red background UNLOCKED/VACANT/unlocked symbol is black text on white background			

OCCUPANCY INDICATORS - 180 DEGREE VISIBILITY FOR SECTIONAL (ROSE) OR N ESCUTCHEON TRIM
Addition of indicator may require additional door preparation. See installation instructions online for details. When using on doors greater than 1-3/4", kit L283-561 is also required.

Available finishes											
605	606	609	612	613	619	622	625	626	629	630	643e
▪	▪	▪	▪	▪	▪	▪	▪	▪	▪	▪	▪

SECTIONAL TRIM - CYLINDER TRIM, FOR INSIDE OR OUTSIDE OF DOOR

Description	Specify		Price each
	Part number	Finish	
Indicator, sectional, cylinder - LOCKED/UNLOCKED	L283-413	.[Finish]	\$147.00
Indicator, sectional, cylinder - OCCUPIED/VACANT	L283-414	.[Finish]	\$147.00
Indicator, sectional, cylinder - DO NOT DISTURB	L283-415	.[Finish]	\$147.00
Indicator, sectional, cylinder - symbols only	L283-416	.[Finish]	\$147.00

SECTIONAL TRIM - THUMBTURN, FOR INSIDE OF DOOR

Description	Specify		Price each
	Part number	Finish	
Indicator, sectional, thumbturn - LOCKED/UNLOCKED	L283-417	.[Finish]	\$147.00
Indicator, sectional, thumbturn - OCCUPIED/VACANT	L283-418	.[Finish]	\$147.00
Indicator, sectional, thumbturn - DO NOT DISTURB	L283-419	.[Finish]	\$147.00
Indicator, sectional, thumbturn - symbols only	L283-420	.[Finish]	\$147.00
Optional thumbturn: For large ADA thumbturn add L583-363 to the part number above. Example L283-417.L583-363.626	L583-363 suffix		Add \$0.00 to price

SECTIONAL TRIM - COINTURN, FOR OUTSIDE OF DOOR

Description	Specify		Price each
	Part number	Finish	
Indicator, sectional, cointurn - LOCKED/UNLOCKED	L283-421	.[Finish]	\$147.00
Indicator, sectional, cointurn - OCCUPIED/VACANT	L283-422	.[Finish]	\$147.00
Indicator, sectional, cointurn - DO NOT DISTURB	L283-423	.[Finish]	\$147.00
Indicator, sectional, cointurn - symbols only	L283-424	.[Finish]	\$147.00

SECTIONAL TRIM - PRIVACY, FOR OUTSIDE OF DOOR

NOTE: EMERGENCY OVERRIDE BY INCLUDED EMERGENCY KEY SCREWDRIVER TOOL (47285675).

Description	Specify		Price each
	Part number	Finish	
Indicator, sectional, privacy - LOCKED/UNLOCKED	L283-425	.[Finish]	\$147.00
Indicator, sectional, privacy - OCCUPIED/VACANT	L283-426	.[Finish]	\$147.00
Indicator, sectional, privacy - DO NOT DISTURB	L283-427	.[Finish]	\$147.00
Indicator, sectional, privacy - symbols only	L283-428	.[Finish]	\$147.00

PARTS

ESCUTCHEON TRIM - CYLINDER TRIM, FOR INSIDE OF DOOR				
Description	Specify			Price each
	Part number	Finish		
Indicator, N escutcheon, inside cylinder - LOCKED/UNLOCKED	L283-433	.[Finish]		\$339.00
Indicator, N escutcheon, inside cylinder - OCCUPIED/VACANT	L283-434	.[Finish]		\$339.00
Indicator, N escutcheon, inside cylinder - DO NOT DISTURB	L283-435	.[Finish]		\$339.00
Indicator, N escutcheon, inside cylinder - symbols only	L283-436	.[Finish]		\$339.00
ESCUTCHEON TRIM - THUMBTURN TRIM, FOR INSIDE OF DOOR				
Description	Specify			Price each
	Part number	Finish		
Indicator, N escutcheon, thumbturn - LOCKED/UNLOCKED	L283-437	.[Finish]		\$339.00
Indicator, N escutcheon, thumbturn - OCCUPIED/VACANT	L283-438	.[Finish]		\$339.00
Indicator, N escutcheon, thumbturn - DO NOT DISTURB	L283-439	.[Finish]		\$339.00
Indicator, N escutcheon, thumbturn - symbols only	L283-440	.[Finish]		\$339.00
Optional thumbturn: For large ADA thumbturn add L583-363 to the part number above. Example L283-437.L583-363.626		L583-363 suffix		\$0.00
ESCUTCHEON TRIM - CYLINDER TRIM, FOR OUTSIDE OF DOOR				
Extended lead time required except for 03, 06 or 17 levers in 626 or 630 finish				
Description	Specify			Price each
	Part number	Lever	Finish	
Indicator, N escutcheon, outside cylinder - LOCKED/UNLOCKED	L283-429	.[Lever]	.[Finish]	\$457.00
Indicator, N escutcheon, outside cylinder - VACANT/OCCUPIED	L283-430	.[Lever]	.[Finish]	\$457.00
Indicator, N escutcheon, outside cylinder - DO NOT DISTURB	L283-431	.[Lever]	.[Finish]	\$457.00
Indicator, N escutcheon, outside cylinder - symbols only	L283-432	.[Lever]	.[Finish]	\$457.00
ESCUTCHEON TRIM - COINTURN, FOR OUTSIDE OF DOOR				
Extended lead time required except for 03, 06 or 17 levers in 626 or 630 finish				
Description	Specify			Price each
	Part number	Lever	Finish	
Indicator, N escutcheon, cointurn - LOCKED/UNLOCKED	L283-441	.[Lever]	.[Finish]	\$457.00
Indicator, N escutcheon, cointurn - VACANT/OCCUPIED	L283-442	.[Lever]	.[Finish]	\$457.00
Indicator, N escutcheon, cointurn - DO NOT DISTURB	L283-443	.[Lever]	.[Finish]	\$457.00
Indicator, N escutcheon, cointurn - symbols only	L283-444	.[Lever]	.[Finish]	\$457.00
ESCUTCHEON TRIM - PRIVACY, FOR OUTSIDE OF DOOR				
Extended lead time required except for 03, 06 or 17 levers in 626 or 630 finish EMERGENCY OVERRIDE BY INCLUDED EMERGENCY KEY SCREWDRIVER TOOL (47285675).				
Description	Specify			Price each
	Part number	Lever	Finish	
Indicator, N escutcheon, privacy - LOCKED/UNLOCKED	L283-445	.[Lever]	.[Finish]	\$457.00
Indicator, N escutcheon, privacy - VACANT/OCCUPIED	L283-446	.[Lever]	.[Finish]	\$457.00
Indicator, N escutcheon, privacy - DO NOT DISTURB	L283-447	.[Lever]	.[Finish]	\$457.00
Indicator, N escutcheon, privacy - symbols only	L283-448	.[Lever]	.[Finish]	\$457.00

PARTS

PARTS			
Description	Specify		Price each
	Part number	Finish	
Message sign, LOCKED/UNLOCKED, for 180 degree indicator	L583-709	-	\$41.40
Message sign, OCCUPIED/VACANT, for 180 degree indicator	L583-710	-	\$41.40
Message sign, DO NOT DISTURB/blank, for 180 degree indicator	L583-711	-	\$41.40
Message sign, symbols only, for 180 degree indicator	L583-712	-	\$41.40
Cam and retaining ring kit, 180 degree indicator, cylinder and privacy indicators	L283-561	-	\$5.40
Cam and retaining ring kit, for thumbturn and cointurn	L283-629	-	\$5.40
Screw pack consisting of (2) L583-579 mounting plate screws, (2) L583-899 mounting plate screws, and (2) L583-755 trim screws	L283-736	-	\$26.60
Sectional mounting plate, cylinder indicator	L583-717	-	\$66.00
Sectional mounting plate, coin/privacy/thumbturn indicator	L583-752	.[Finish]	\$66.00

OCCUPANCY INDICATOR - "OLD STYLE" (FOR SECTIONAL (ROSE) TRIM)	Available finishes											
	605	606	609	612	613	619	622	625	626	629	630	643e
	▪	▪	N/A	▪	▪	▪	▪	▪	▪	▪	▪	▪
Description	Specify											
	Part number	Finish										
"Do Not Disturb" occupancy indicator for rose trim. Includes driver bar L583-245	09-611	.[Finish]										
"Occupied" occupancy indicator for rose trim. Includes driver bar L583-245	09-611 L583-375	.[Finish]										
"Locked" occupancy indicator for rose trim. Includes driver bar L583-245	09-611 XL11-986	.[Finish]										
Occupancy indicator driver bar	L583-245	-										

ESCUTCHEON THRU-BOLTS	Available finishes											
	605	606	609	612	613	619	622	625	626	629	630	643e
	▪	▪	▪	▪	▪	▪	▪	▪	▪	▪	▪	▪
L ESCUTCHEON THRU-BOLTS: TWO REQUIRED PER LOCK												
Description	Specify		Price each									
	Part number	Finish										
L escutcheon thru bolts for 1-3/8" door thickness	L583-119	.[Finish]	\$8.60									
L escutcheon thru bolts for 1-3/4" door thickness	L583-120	.[Finish]	\$8.60									
L escutcheon thru bolts for 2" door thickness	L583-121	.[Finish]	\$8.60									
L escutcheon thru bolts for 2-1/4" door thickness	L583-122	.[Finish]	\$8.60									
L escutcheon thru bolts for 2-1/2" door thickness	L583-123	.[Finish]	\$10.00									
L escutcheon mounting screws for L9175 half-dummy function	L583-287	.[Finish]	\$7.60									
N ESCUTCHEON THRU-BOLTS: TWO REQUIRED PER LOCK												
Description	Specify		Price each									
	Part number	Finish										
N escutcheon thru bolts for 1-3/4" door thickness	K510-389	.[Finish]	\$10.00									
N escutcheon thru bolts for 2" to 2-1/4" door thickness	K510-390	.[Finish]	\$10.00									
N Escutcheon mounting screws for L0170 single dummy function	L583-133	.[Finish]	\$1.20									

PARTS

MOUNTING POSTS (FERRULES)		
L MOUNTING POSTS (FERRULES): TWO REQUIRED PER LOCK		
Description	Specify	Price each
Mounting post for 1-3/8" door thickness	L583-211	\$16.20
Mounting post for 1-3/4" door thickness	L583-212	\$16.20
Mounting post for 2" door thickness	L583-213	\$16.20
Mounting post for 2-1/4" door thickness	L583-214	\$16.20
Mounting post for 2-1/2" door thickness	L583-215	\$16.20
Mounting post for 2-3/4" door thickness	L583-216	\$16.20
Mounting post for 3" door thickness	L583-217	\$16.20
Mounting post for 3-1/4" door thickness	L583-218	\$41.30
Mounting post for 3-1/2" door thickness	L583-219	\$41.30
LV MOUNTING POSTS (FERRULES): TWO REQUIRED PER LOCK		
Description	Specify	Price each
LV mounting post for 1-3/4" door thickness	L583-497	\$33.90
LV mounting post for 2" door thickness	L583-498	\$33.90
LV mounting post for 2-1/4" door thickness	L583-499	\$33.90
LV mounting post for 2-1/2" door thickness	L583-500	\$33.90
LV mounting post for 2-3/4" door thickness	L583-501	\$33.90
LV mounting post for 3" door thickness	L583-502	\$33.90
LV mounting post for 3-1/4" door thickness	L583-503	\$44.70
LV mounting post for 3-1/2" door thickness	L583-504	\$44.70

SPINDLE & SPRINGS		
SPINDLE & SPRING KITS (QTY TWO EACH)		
Description	Specify	Price each
Spindles and springs for 1-3/8" - 1-7/8" doors	L283-198	\$22.00
Spindles and springs for 2" - 3-1/2" doors	L283-199	\$26.00
SPINDLES & SPRINGS (QTY ONE EACH)		
Description	Specify	Price each
Spindle and spring for 1-3/8" - 1-7/8" doors (two required per lock)	L283-060	\$11.00
Spindle and spring for 2" - 3-1/2" doors (two required per lock)	L283-061	\$13.60
Spindle and spring, L0172, L9091/93/95, L9493/95 (one required per lock)	L283-064	\$19.40
Spindle and spring, L0170 half dummy (one required per lock)	L283-065	\$10.30

PARTS

LOCK CASES

- Includes lock case only. Armors, strikes, mounting screws, and cylinders must be ordered separately.
- All lock cases are shipped right hand.
- For proper lock operation, correct spindle must be used. Please see part numbers on page 221.
- Electrified lock cases sold separate do not include CON-6W. Must be ordered separately.

NON-KEYED

Lock function and description	Specify	Price each
L9010 Passage latch	L283-131	\$230.00
L9025 Exit or communicating lock	L283-750	\$434.00
L9026 Exit lock with cylinder	L283-134	\$425.00
L9040 Bath/bedroom privacy lock	L283-132	\$409.00
L9040 x XL11-446 Privacy with thumbturn both sides	L283-132	\$409.00
L9044 Privacy with coin turn outside	L283-132	\$409.00
L9412 x XL11-907 Exit lock with deadbolt	L283-141	\$627.00
L9440 Privacy with deadbolt	L283-062	\$467.00
L9444 Privacy with deadbolt and coin turn outside	L283-062	\$467.00

NON-KEYED DUMMY

Lock function and description	Specify	Price each
L9175 Half dummy	L283-144	\$107.00
L9176 Full dummy	L283-145	\$91.00

KEYED

Lock function and description	Specify	Price each
L9050 Entrance/office lock	L283-133	\$425.00
L9056 Entrance/office lock with automatic unlocking	L283-126	\$567.00
L9056 x XL13-439 Entrance/office lock with automatic unlocking with key override feature	47552959	\$767.00
L9060 Apartment entrance lock	L283-133	\$425.00
L9070 Classroom lock, exterior lockdown only	L283-133	\$425.00
L9071 Classroom security lock, interior/exterior lockdown	L283-133	\$425.00
L9076 Classroom holdback lock, exterior lockdown only	L283-039	\$441.00
L9077 Classroom security holdback lock, interior/exterior lockdown	L283-039	\$441.00
L9080 Storeroom lock	L283-134	\$425.00
L9081 Accessible storeroom lock	47333536	\$425.00
L9082 Institution lock	L283-146	\$441.00

KEYED WITH DEADBOLT

Lock function and description	Specify	Price each
L9453 Entrance/office lock with deadbolt	L283-137	\$477.00
L9456 Corridor lock with deadbolt	L283-138	\$477.00
L9456 x XL13-439 Corridor lock with deadbolt and key override feature	47542412	\$677.00
L9457 Classroom security lock with deadbolt	L283-138	\$477.00
L9458 Classroom security lock with deadbolt and auxiliary latch	L283-310	\$487.00
L9460 Cylinder x thumbturn mortise deadbolt	L283-139	\$384.00
L9462 Double cylinder mortise deadbolt	L283-139	\$384.00
L9463 Cylinder x cylinder thumbturn mortise deadbolt	L283-139	\$384.00
L9464 Cylinder only mortise deadbolt	L283-139	\$384.00
L9465 Closet/storeroom lock	L283-140	\$477.00
L9466 Utility room/storeroom lock	L283-140	\$477.00

PARTS

KEYED WITH DEADBOLT			
Lock function and description		Specify	Price each
L9473	Dormitory/bedroom lock	L283-140	\$477.00
L9480	Storeroom lock with deadbolt	L283-141	\$627.00
L9480 x XL13-439	Storeroom lock with deadbolt and key override feature	47631304	\$827.00
L9485	Faculty restroom/hotel lock with deadbolt	L283-141	\$627.00
L9485 x XL13-439	Faculty restroom/hotel lock with deadbolt and key override feature	47631304	\$827.00
L9486	Faculty restroom/hotel lock with deadbolt	L283-141	\$627.00
L9486 x XL13-439	Faculty restroom/hotel lock with deadbolt and key override feature	47631304	\$827.00
L9496	Corridor lock with deadbolt	L283-138	\$477.00
SMALL CASE DEADBOLTS			
Lock function and description		Specify	Price each
L460	Cylinder x thumbturn small case mortise deadbolt	L283-099	\$162.00
L462	Double cylinder small case mortise deadbolt	L283-099	\$162.00
L463	Cylinder x cylinder thumbturn small case mortise deadbolt	L283-099	\$162.00
L464	Cylinder only small case mortise deadbolt	L283-099	\$162.00
L480	Thumbturn only small case mortise deadbolt	L283-099	\$162.00
L496	Cylinder x thumbturn small case mortise deadbolt with chevron indicator	L283-099	\$162.00
VANDLGARD® LOCK CASES			
NON-KEYED			
Lock function and description		Specify	Price each
LV9040	Vandlgard bath/bedroom privacy lock	L283-602	\$544.00
LV9040 x XL11-446	Vandlgard privacy with thumbturn both sides	L283-602	\$544.00
LV9044	Vandlgard privacy with coin turn outside	L283-602	\$544.00
LV9440	Vandlgard privacy with deadbolt	L283-609	\$602.00
LV9444	Vandlgard privacy lock with deadbolt and coin turn outside	L283-609	\$602.00
KEYED			
Lock function and description		Specify	Price each
LV9050	Vandlgard entrance/office lock	L283-601	\$560.00
LV9056	Vandlgard entrance/office lock with automatic unlocking	L283-608	\$702.00
LV9056 x XL13-439	Vandlgard entrance/office lock with automatic unlocking with key override feature	47631308	\$902.00
LV9060	Vandlgard apartment entrance lock	L283-601	\$560.00
LV9070	Vandlgard classroom lock, exterior lockdown only	L283-601	\$560.00
LV9071	Vandlgard classroom security lock, interior/exterior lockdown	L283-601	\$560.00
LV9076	Vandlgard classroom holdback lock, exterior lockdown only	L283-603	\$576.00
LV9077	Vandlgard classroom security holdback lock, interior/exterior lockdown	L283-603	\$576.00
LV9080	Vandlgard storeroom lock	L283-604	\$560.00
LV9081	Vandlgard accessible storeroom lock	47333538	\$560.00
LV9082	Vandlgard institution lock	L283-610	\$576.00
KEYED WITH DEADBOLT			
Lock function and description		Specify	Price each
LV9453	Vandlgard entrance/office lock with deadbolt	L283-605	\$612.00
LV9456	Vandlgard corridor lock with deadbolt	L283-606	\$612.00
LV9456 x XL13-439	Vandlgard corridor lock with deadbolt and key override feature	47631306	\$812.00

PARTS

VANDLGARD® LOCK CASES			
KEYED WITH DEADBOLT			
Lock function and description		Specify	Price each
LV9457	Vandlgard classroom security lock with deadbolt	L283-606	\$612.00
LV9458	Vandlgard classroom security lock with deadbolt and auxiliary latch	L283-612	\$626.00
LV9480	Vandlgard storeroom lock with deadbolt	L283-607	\$762.00
LV9480 x XL13-439	Vandlgard storeroom lock with deadbolt and key override feature	47631309	\$962.00
LV9482	Vandlgard institution lock with deadbolt	L283-607	\$762.00
LV9485	Vandlgard faculty restroom/hotel lock with deadbolt	L283-607	\$762.00
LV9485 x XL13-439	Vandlgard faculty restroom/hotel lock with deadbolt and key override feature	47631309	\$962.00
LV9486	Vandlgard faculty restroom/hotel lock with deadbolt	L283-607	\$762.00
LV9486 x XL13-439	Vandlgard faculty restroom/hotel lock with deadbolt and key override feature	47631309	\$962.00
LV9496	Vandlgard corridor lock with deadbolt	L283-606	\$612.00

ELECTRIFIED LOCK CASES (ELECTRIFIED LOCK CASES SOLD SEPARATE DO NOT INCLUDE CON-6W. MUST BE ORDERED SEPARATELY)			
Lock function and description		Specify	Price each
L9090/L9092 electrified chassis. Specify EL (electrically locking) or EU (electrically unlocking)		L283-347	\$969.00
L9090/L9092 electrified chassis w/ RX. Specify EL or EU operation		L283-392	\$1,232.00
L9090/L9092 electrified chassis w/ LX. Specify EL or EU operation		L283-393	\$1,232.00
L9090/L9092 electrified chassis w/ DPS. Specify EL or EU operation.		L283-479	\$1,232.00
L9090/L9092 electrified chassis w/ RX & LX. Specify EL or EU operation		L283-394	\$1,495.00
L9090/L9092 electrified chassis w/ RX & DPS. Specify EL or EU operation		L283-481	\$1,495.00
L9090/L9092 electrified chassis w/ RX, LX & DPS. Specify EL or EU operation		L283-483	\$1,758.00
L9091/L9093/L9095 electrified chassis. Specify EL (electrically locking) or EU (electrically unlocking)		L283-395	\$969.00
L9091/L9093/L9095 electrified chassis w/ RX. Specify EL or EU operation		L283-396	\$1,232.00
L9091/L9093/L9095 electrified chassis w/ LX. Specify EL or EU operation		L283-397	\$1,232.00
L9091/L9093/L9095 electrified chassis w/ DPS. Specify EL or EU operation		L283-480	\$1,232.00
L9091/L9093/L9095 electrified chassis w/ RX & LX. Specify EL or EU operation		L283-398	\$1,495.00
L9091/L9093/L9095 electrified chassis w/ RX & DPS. Specify EL or EU operation		L283-482	\$1,495.00
L9091/L9093/L9095 electrified chassis w/ RX, LX & DPS. Specify EL or EU operation		L283-484	\$1,758.00
L9492/L9494 electrified chassis w/ DM. Specify EL or EU operation		L283-471	\$1,235.00
L9492/L9494 electrified chassis w/ RX & DM. Specify EL or EU operation		L283-473	\$1,498.00
L9492/L9494 electrified chassis w/ LX & DM. Specify EL or EU operation		L283-477	\$1,497.00
L9492/L9494 electrified chassis w/ RX, LX & DM. Specify EL or EU operation		L283-475	\$1,760.00
L9493/L9495 electrified chassis w/ DM. Specify EL or EU operation		L283-472	\$1,235.00
L9493/L9495 electrified chassis w/ RX & DM. Specify EL or EU operation		L283-474	\$1,498.00
L9493/L9495 electrified chassis w/ LX & DM. Specify EL or EU operation		L283-478	\$1,497.00
L9493/L9495 electrified chassis w/ RX, LX & DM. Specify EL or EU operation		L283-476	\$1,760.00
VANDLGARD® (LV) ELECTRIFIED LOCK CASES			
Lock function and description		Specify	Price each
LV9090/LV9092 electrified chassis. Specify EL (electrically locking) or EU (electrically unlocking)		L283-597	\$1,106.00
LV9091/LV9093/LV9095 electrified chassis. Specify EL (electrically locking) or EU (electrically unlocking)		L283-598	\$1,106.00
LV9492 electrified chassis. Specify EL (electrically locking) or EU (electrically unlocking)		L283-599	\$1,372.00
LV9493/LV9495 electrified chassis. Specify EL (electrically locking) or EU (electrically unlocking)		L283-600	\$1,372.00

PARTS

LM9300 LOCK CASES			
Lock function and description		Specify	Price each
LM9310	Passage latch	L283-314	\$2,114.00
LM9325	Exit or communicating lock	L283-314	\$2,114.00
LM9350	Entrance/office lock	L283-316	\$2,119.00
LMV9350	Vandlgard entrance/office lock	L283-614	\$2,254.00
LM9370	Classroom lock	L283-316	\$2,119.00
LMV9370	Vandlgard classroom lock	L283-614	\$2,254.00
LM9371	Classroom security lock	L283-316	\$2,119.00
LMV9371	Vandlgard classroom security lock	L283-614	\$2,254.00
LM9380	Storeroom lock	L283-316	\$2,119.00
LMV9380	Vandlgard storeroom lock	L283-614	\$2,254.00

MISCELLANEOUS PARTS			
Description		Specify	Price each
Plastic lock case cover for display - for locks manufactured after January, 1998		39-042	\$131.00
Emergency key screwdriver tool (1) for privacy indicator functions		47285675	\$17.40
Pack of truarc retaining ring (1), spacer (2), knobs		K110-550	\$12.10
Wood plug, dummy, L0170, L0172		K510-320	\$12.30
Deadbolt (except L9453, L9465, L9466, L9473)		L283-003	\$79.90
Entrance deadbolt, L9453		L283-004	\$79.90
Auxiliary latchbolt assembly		L283-006	\$25.40
Latchbolt assembly (except L9076)		L283-008	\$79.90
Locking link, L9076		L283-010	\$25.80
Pack of (2) L583-467 Spacers for ANSI A115.1 metal door preparations		L283-029	\$51.00
Pack of 20 truarc retaining rings, levers		L283-030	\$30.20
Mounting plate, inside lever		L283-031	\$27.50
Spring cage (1 required per lever)		L283-040	\$13.60
Latchbolt assembly, L9076		L283-049	\$79.60
Cylinder retainer plate and screw - for locks manufactured after April, 1994		L283-055	\$25.40
Deadbolt, L9492, L9493, L9494, L9495		L283-676	\$80.00
Deadbolt, L9465, L9466, L9473		L283-075	\$80.00
Lock case, L9000-Series - for locks manufactured after January, 1998.		L283-112	\$79.60
Lock case and cover, L400-Series		L283-127	\$114.00
Mounting plate for inside rose trim on one side of door only		L283-150	\$55.60
RX Module for L909x series electrified mortise (L283-452 R/X modules cannot be field installed on mechanical locks)		L283-452	\$265.00
Standoff post		L583-004	\$3.50
Latchbolt guide		L583-015	\$5.30
Retractor hub (2 required per lock) - replaces L583-019		L583-748	\$5.80
Retractor hub spacer		L583-020	\$6.00
Retractor lever		L583-021	\$5.40
Retractor rocker		L583-022	\$4.20
Blocking plates		L583-023	\$5.30
Retractor link		L583-024	\$11.00

PARTS

MISCELLANEOUS PARTS		
Description	Specify	Price each
Retractor crank	L583-025	\$11.00
Hub spring	L583-026	\$1.90
Fire door fuse	L583-027	\$3.60
Fire door catch	L583-028	\$4.20
Turn hub	L583-029	\$27.10
Entrance hub	L583-030	\$21.90
Cam follower	L583-031	\$14.50
Turn hub spring	L583-035	\$5.30
Auxiliary bar guide	L583-038	\$4.10
Stop spring	L583-044	\$2.80
Locking catch (except L9080 EL/EU)	L583-045	\$27.50
Catch spring	L583-047	\$6.00
Locking link (except L9076)	L583-048	\$6.00
Entrance link	L583-049	\$10.30
Link pin	L583-050	\$2.80
Transfer lever	L583-051	\$2.80
Simultaneous retractor (except L9040 and L9056)	L583-053	\$11.00
Catch pin	L583-056	\$5.40
Spindle anchor	L583-057	\$43.30
Simultaneous retractor, L9040, L9056	L583-058	\$11.70
Mounting plate screw (2 required per lock)	L583-066	\$1.80
Transfer lifter	L583-156	\$10.20
Holdback dog, L9076	L583-174	\$8.60
Dog spring, L9076	L583-192	\$0.80
Auxiliary stop	L583-196	\$8.50
Mounting bar, L0170, L0172	L583-286	\$33.80
Mounting plate screw, knob dummy trim, L0170, L9175	L583-290	\$1.90
Mounting plate screw, lever dummy trim, L0170, L9175	L583-291	\$1.90
Mounting plate, inside knob	L583-321	\$10.20
Spacer for fixed levers	L583-322	\$5.40
Faceplate tab 1-1/4" - for locks manufactured after July, 1994	L583-426	\$7.30
Faceplate tab 1-1/16" - for locks manufactured after July, 1994	L583-427	\$8.50
Case cover screw (4 required per L9000-Series lock case; 3 required per L400-Series lock case)	L583-454	\$1.90
Dummy spindle anchor	L583-468	\$185.00
Cylinder retainer screw - for locks manufactured after April, 1994	L583-481	\$4.00
Lock handing screw - for locks manufactured after April, 1994	L583-485	\$2.60
Cylinder retainer - for locks manufactured after January, 1998	L583-490	\$9.90
Cylinder retainer screw plate - for locks manufactured after April, 1994	L583-492	\$4.80
Lock case cover, L400-Series. See L283-127 for sellable part.	L583-494	\$35.50
Lock case cover, L9000-Series - for locks manufactured after January, 1998	L583-496	\$55.30
DPS magnet	L583-760	\$21.60
DPS magnet tray	L583-761	\$21.60
Nylon latchbolt insert, for use with electric strikes	XL11-422	\$147.00
Strike package multipoint lock	24353625	\$145.00

PARTS

LIGATURE RESISTANT CONVERSION KITS <ul style="list-style-type: none"> For 1 3/4" doors with sectional trim only Available in 630 (Satin Stainless Steel) or 630AM (Satin Stainless Steel Antimicrobial) finish only Lock cases furnished right hand only 					
CONVERT TO SK1 LIGATURE RESISTANT KNOB If applicable please specify "P" for (P) cylinder types, "R" for (R, J, F, or T) cylinder types, and "BD" for (BD, BDC, GD, or HD) cylinder types following the part number. Not available with the "L" cylinder option (lock less cylinder).					
Converts	Contents	Conversion instructions	Specify		Price each
			Part number	Cylinder type	
L9010, L9060, L9070, L9071, L9076, L9077, L9080, L9092EL/EU, L9082, L9095EL/EU, L9176, L9457, L9458, L9465, L9466, L9482, to ligature resistant	(2) ligature resistant knob assemblies (2) ligature resistant blocking rings	See instruction sheet	09-155	.[Cylinder]	\$1,717.00
L9050, L9056, L9412, L9453, L9456, L9460 w/ pull, L9473, L9480, L9485, to ligature resistant	(2) ligature resistant knob assemblies (1) ligature resistant blocking ring (1) ligature resistant thumbturn assembly	See instruction sheet	09-156	.[Cylinder]	\$2,154.00
CONVERT TO SL1 LIGATURE RESISTANT LEVER If applicable please specify "P" for (P) cylinder types, "R" for (R, J, F, or T) cylinder types, and "BD" for (BD, BDC, GD, or HD) cylinder types following the part number. Not available with the "L" cylinder option (lock less cylinder).					
Converts	Contents	Conversion instructions	Specify		Price each
			Part number	Cylinder type	
L9010, L9060, L9070, L9071, L9076, L9077, L9080, L9092EL/EU, L9082, L9093EL/EU, L9095EL/EU, L9176, L9457, L9458, L9465, L9466, L9482, to ligature resistant	(2) ligature resistant lever assemblies (2) ligature resistant blocking rings (2) trim ferrules	See instruction sheet	09-138	.[Cylinder]	\$2,241.00
L9050, L9056, L9412, L9453, L9456, L9460 w/ pull, L9473, L9480, L9485, to ligature resistant	(2) ligature resistant lever assemblies (1) ligature resistant blocking ring (1) ligature resistant thumbturn assembly (2) trim ferrules	See instruction sheet	09-139	.[Cylinder]	\$2,674.00
DEADBOLT CONVERSION TO LIGATURE RESISTANT If applicable please specify "P" for (P) cylinder types, "R" for (R, J, F, or T) cylinder types, and "BD" for (BD, BDC, GD, or HD) cylinder types following the part number. Not available with the "L" cylinder option (lock less cylinder).					
Converts	Contents		Specify		Price each
			Part number	Cylinder type	
L462, L464, L9462, L9464 to ligature resistant	(2) ligature resistant blocking rings		09-157	.[Cylinder]	\$203.00
L460, L480, L9460 to ligature resistant	(1) ligature resistant blocking ring (1) ligature resistant thumbturn assembly		09-158	.[Cylinder]	\$681.00



PARTS

CLASSROOM SECURITY FUNCTION CONVERSION KITS Subject to same discount as L Series Locks. Use of these kits requires drilling hole in door for inside cylinder.			Available finishes											
			605	606	609	612	613	619	622	625	626	629	630	643e
			■	■	■	■	■	■	■	■	■	■	■	■
ROSE TRIM														
Converts	Contents	Conversion instructions	Specify			Price each								
			Part number	Finish	Keyway?									
L9070P to L9071P L9076P to L9077P	(1) 30-001-118 cylinder (2) 36-082-018 blocking ring	Add cylinder and 1 blocking ring to inside. Add 1 blocking ring to outside.	38-090	.[Finish]	.[Keyway]	\$172.00								
L9070R to L9071R L9076R to L9077R	(1) 30-008 cylinder (2) 36-082-050 blocking ring	Add cylinder and 1 blocking ring to inside. Use 1 blocking ring to replace existing outside blocking ring.	38-091	.[Finish]	.[Keyway]	\$274.00								
L9070BD to L9071BD L9076BD to L9077BD	(1) 80-108 cylinder (2) 36-082-050 blocking ring	Add cylinder and 1 blocking ring to inside. Use 1 blocking ring to replace existing outside blocking ring.	38-092	.[Finish]	.[Keyway]	\$165.00								
L ESCUTCHEON TRIM														
Converts	Contents	Conversion instructions	Specify			Price each								
			Part number	Finish	Keyway?									
L9070P to L9071P L9076P to L9077P	(1) 30-001-118 cylinder (includes compression spring and ring) (1) 36-082-012 blocking ring (1) 09-635 Escutcheon	Replace existing inside escutcheon. Add cylinder and compression spring only to inside. Add compression ring only to outside. Also add blocking ring to outside of 1 5/8" doors. Use compression spring only on outside of 1 7/8" doors	38-093	.[Finish]	.[Keyway]	\$382.00								
L9070R to L9071R L9076R to L9077R	(1) 30-008 Cylinder (1) 36-082-012 blocking ring (1) 09-635 Escutcheon	Replace existing inside escutcheon. Add cylinder and blocking ring to inside.	38-094	.[Finish]	.[Keyway]	\$382.00								
L9070BD to L9071BD L9076BD to L9077BD	(1) 80-108 Cylinder (1) 09-635 Escutcheon	Replace existing inside escutcheon. Add cylinder to inside.	38-095	.[Finish]	.[Keyway]	\$273.00								

PARTS

SCREW PACKS	Available finishes											
	605	606	609	612	613	619	622	625	626	629	630	643e
	■	■	■	■	■	■	■	■	■	■	■	■
STANDARD SCREW PACKS												
MS = Metal screw WMS = Wood/metal screw PFH = Phillips flat head POH = Phillips oval head												
Description	Specify		Price each									
	Part number	Finish										
Lock case screws. Contains: (2) C603-256, #12-24 WMS PFH. Specify 455 finish.	C203-736	.455	\$9.10									
Strike screws. Contains: (2) C603-256, #12-24 WMS PFH.	C203-736	-	\$9.10									
Armor front screws. Contains: (2) K510-210, #8-32 x 1/4" MS PFH	K110-020	-	\$14.70									
Rose trim thumbturn screws. Contains: (2) K510-445, #4 x 1/2" POH AB	K110-947	-	\$11.20									
Trim mount screws and posts, 1 3/4" door. Contains: (2) L583-066, #8-32 x 1/2" PFH; (2) L583-212, 1-3/4" posts.	L283-100	-	\$39.60									
L escutcheon thru-bolts, 1 3/4" doors. Contains: (2) L583-120	L283-101	-	\$15.90									
Part pack for L mortise. Contains: (2) spindles, (2) spindle spring, (2) ferrules, (2) ferrule screws, (2) mounting screws, (2) armor screws, (2) strike screws	L283-154	.[Finish]	\$62.10									
Set screw, SK1 knob / SL1 lever .	L583-585	-	\$6.30									
Contains (3) L583-902 set screws and allen key	L283-615	-	\$11.20									
L9000 HSLR Screw Pack. Contains: (5) Ferrules, (2) Spindles, (10) #8-32 security Torx screws	47279023	-	\$56.10									
TORX SCREW PACKS												
Torx screw packs furnished with appropriate T-xx installation tool; ☒ Extended lead time												
Description	Specify		Price each									
	Part number	Finish										
Rose trim without thumbturn Contains: (2) armor screws, #8-32 x 1/4" (T-15)												

PARTS

CYLINDERS AND KEYS

Cylinders and keys sold separate can be found in the [Cylinders](#) and [Keys](#) sections at the back of this book.

ALLEGION CONNECT HARNESSES - PRICES LISTED ARE NET, DISCOUNTING DOES NOT APPLY

HARNESSES WITH MOLEX CONNECTORS ON BOTH ENDS (FOR USE WITH HOLLOW METAL DOORS)

Description	Specify	Price each
6" Wire Harness (internal p/n 106190-00)	CON-6	\$17.00
12" Wire Harness (internal p/n 106191-00)	CON-12	\$21.00
26" Wire Harness (internal p/n 106192-00)	CON-26	\$24.00
32" Wire Harness (internal p/n 106193-00)	CON-32	\$25.00
38" Wire Harness (internal p/n 106194-00)	CON-38	\$29.00
44" Wire Harness (internal p/n 106195-00)	CON-44	\$26.00
50" Wire Harness (internal p/n 106196-00)	CON-50	\$29.00
192" Wire Harness (internal p/n 106197-00)	CON-192	\$62.00

HARNESSES WITH MOLEX CONNECTOR ON ONE END, CRIMPED PINS ON OTHER W/ ATTACHABLE MOLEX CONNECTOR (FOR USE WITH WOOD DOORS)

Description	Specify	Price each
6" Wire Harness (internal p/n 106201-00)	CON-6P	\$20.00
12" Wire Harness (internal p/n 106202-00)	CON-12P	\$25.00
26" Wire Harness (internal p/n 106203-00)	CON-26P	\$29.00
32" Wire Harness (internal p/n 106204-00)	CON-32P	\$30.00
38" Wire Harness (internal p/n 106205-00)	CON-38P	\$30.00
44" Wire Harness (internal p/n 106206-00)	CON-44P	\$31.00
50" Wire Harness (internal p/n 106207-00)	CON-50P	\$32.00
192" Wire Harness (internal p/n 106208-00)	CON-192P	\$66.00

HARNESS WITH MOLEX CONNECTOR ON ONE END, STRIPPED LEADS ON OTHER (FOR CONNECTION TO POWER SUPPLY)

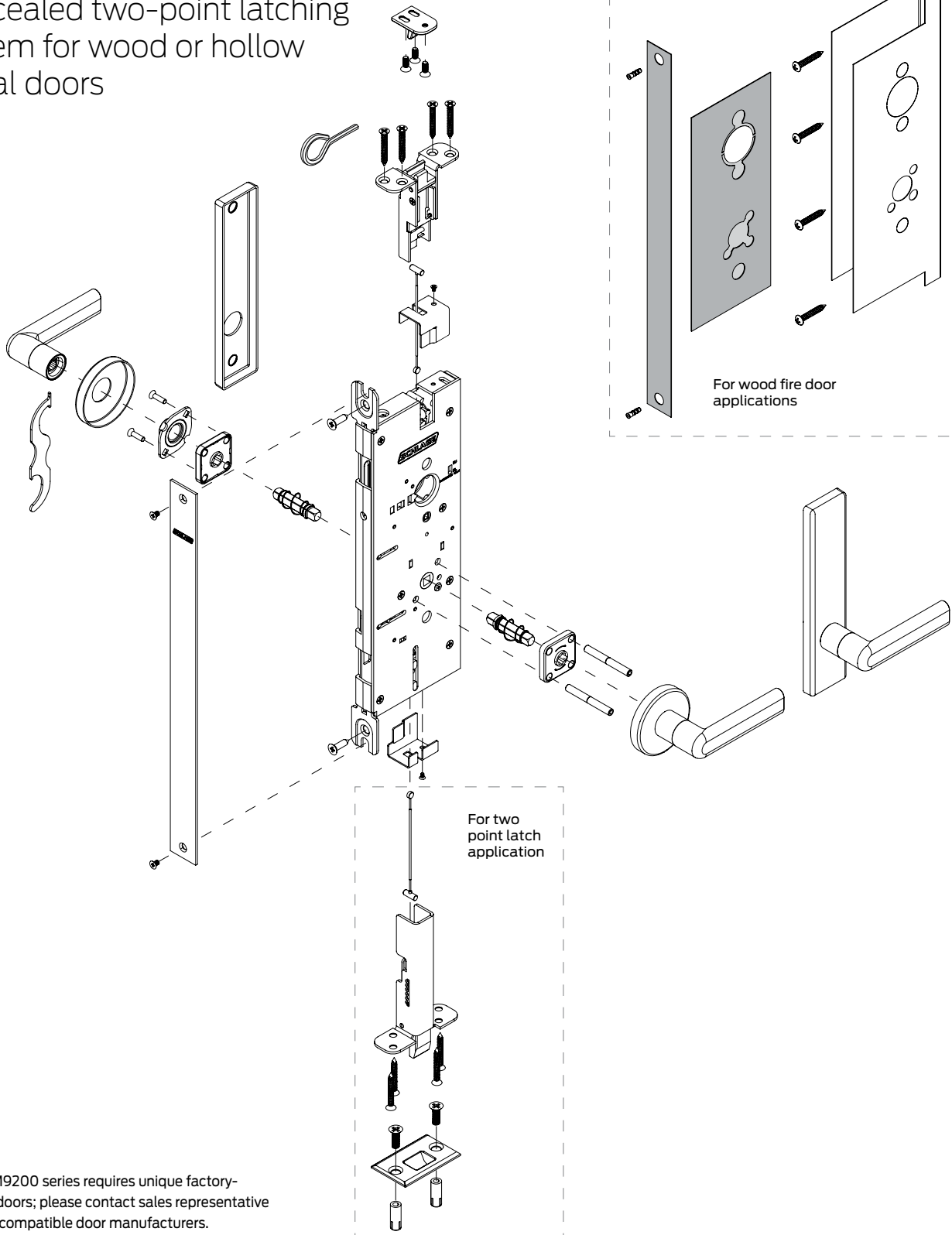
Description	Specify	Price each
6" extension to power supply (internal p/n 106210-00)	CON-6W	\$20.00

SERVICE KIT

Description	Specify	Price each
Connector Service Kit (internal p/n 050823-00-00) contains: <ul style="list-style-type: none"> 100 each male & female terminals 10 each 4-pin and 8-pin male connectors 10 each 4-pin and 8-pin female connectors 1 extraction tool 	CON-KIT	\$158.00

LM9200 SERIES

Concealed two-point latching system for wood or hollow metal doors



NOTE: LM9200 series requires unique factory-prepped doors; please contact sales representative for list of compatible door manufacturers.

How to order

To order products, attribute values should be provided in the sequence shown below. Each value should be separated by a period.

	Required for all lock orders							Required												
Brand	Series + Function + Fire rating	Cylinder type (keyed functions only)	Outside style			Inside style			Handing	Door height	Door dimensions		Options				Keying			
			Outside lever design	Outside rose/escutcheon	Outside finish	Inside lever design	Inside rose/escutcheon	Inside finish			Door thickness	Extended	Indicator	ADA thumbturn	Connector	Buy American Act compliant	Keying code	Keyway	Pack keys independently	
1	2	3	4A	4B	4C	5A	5B	5C	6	7	8A	8B	9A	9B	9C	9D	10A	10B	10C	

Specifying dimensions: Dimensions should be provided with the whole number followed by a dash and then the fraction of an inch. Example: 1-3/4. Door height should be listed with the number of feet followed by "ft" then the number of inches (example 7ft6).

Line item number

Quantity

- 1 **Brand:** Required only when specifying a product Less (LLL) any attribute.
- 2 **Series+Function:+Fire rating** Series combined with function and fire rating.
- 3 **Cylinder type:** Specify cylinder code for keyed functions.
- 4A **Outside lever design:** Required for all orders.
- 4B **Outside rose/escutcheon:** Required for all orders.
- 4C **Outside finish:** Required for all orders.
- 5A **Inside lever design:** Required only if different from the outside lever design or if specifying a product Less (LLL) any attribute.
- 5B **Inside rose/escutcheon:** Required only when specifying a product Less (LLL) any attribute.
- 5C **Inside finish:** Specify only if different from the outside finish or if specifying a product Less (LLL) any attribute.
- 6 **Handing:** Required for all orders.
- 7 **Door height:** Required for all orders (6'8"-10'0" for non-fire rated openings, 6'8"-8'0" for fire rated openings).
- 8A **Door thickness:** Leave blank for default 1-3/4" thick doors. Specify if other than 1-3/4" or if specifying a product Less (LLL) any attribute. Specify with a DT prefix followed by the door thickness dimension. Example: DT1-3/8, DT2-1/4.
- 8B **Extended:** Specify for doors greater than 1-3/4". EE = Extended equally, EI = Extended inside, EO = Extended outside, ED = Extended differently.
- 9A - 9D **Options:** Specify any desired options.
- 10A **Keying code:** Default keying code is dictated by the selected cylinder type. Leave blank for to receive the default keying code or specify for any other keying code. If ordering a product less any lock attribute, keying code must be specified.
- 10B **Keyway:** Default way is dictated by the selected cylinder type. Leave blank for to receive the default keyway or specify to order any other keyway. If ordering a product less any lock attribute, keying code must be specified.
- 10C **Pack keys independently:** Specify only when requesting that keys be packed independently.

Contents

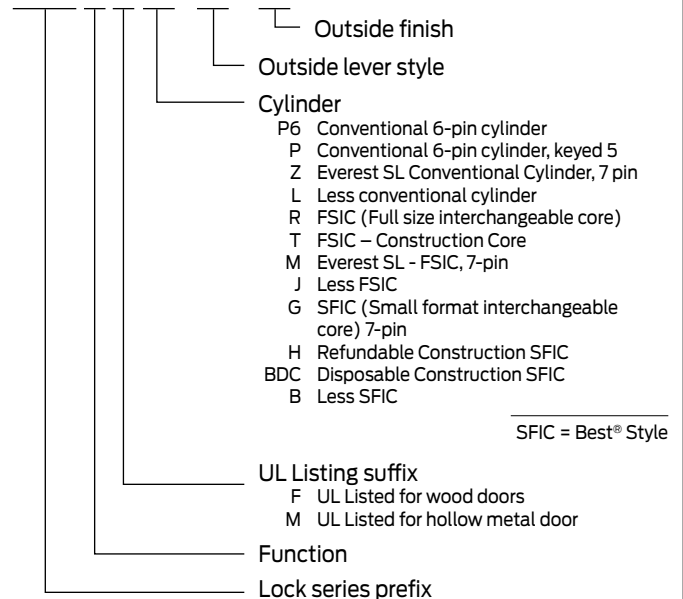
LM9200 Series Overview	231
LM9200 Series Functions.....	234
LM9200 Series Styles.....	236
LM9200 Series Configure a product.....	244
Cylinder adjustments	252
Style options	253
Door dimensions	254
Options.....	255
Locks less components.....	256
Keying	257
LM9200 Series Parts	258

BAA/ARRA

Contact your local RSO or Sales Rep. for ordering details

Product identification

LM9250F.P6.06.626



Finish codes and descriptions

BHMA code	Description
605 (US 3)	Bright Brass
606 (US 4)	Satin Brass
609 (US 5)	Antique Brass
612 (US 10)	Satin Bronze
613 (US 10B)	Oil Rubbed Bronze
619 (US 15)	Satin Nickel
622 (US 19)	Matte Black
625 (US 26)	Bright Chrome
626 (US 26D)	Satin Chrome
626AM	Satin Chrome, Antimicrobial
629 (US32)	Bright Stainless Steel
630 (US32D)	Satin Stainless Steel
630AM	Satin Stainless Steel, Antimicrobial
643e (US 11)	Aged Bronze

Standard Features

Certification	Wood door applications: available UL listed for 60 minute fire door with two point latch or 20 minute fire door with top latch only. (Does not meet Canada UL 20-minute wood door requirement)
	Hollow metal door applications: available UL listed for 90 minute fire door with two point latch, one point latch, or double egress with astragal.
Case Size	4-7/16" x 12-3/8" x 1"
Armor Front	1-1/4" x 15-7/8"
Backset	2-3/4"
Cylinder	6-Pin solid brass, keyed 6-pin, S123 keyway, keyed different (KD)
Door range	1-3/4"
Keys	Two nickel silver cut keys per lock, 6-pin, S123 section

Note: LM9200 only available in US and Canada



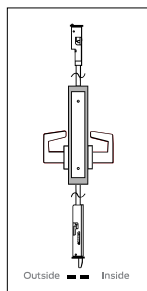
MECHANICAL FUNCTIONS

SCHLAGE

ANSI

LM9210

2-point passage latch

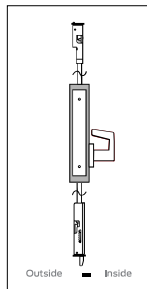


- Levers only-both sides; 2-point latch
- Latchbolts retracted by lever from either side at all times
- Inside lever always free for immediate egress

When ordering, specify door handing.

LM9225

2-point exit or communicating lock



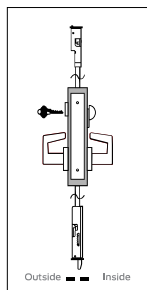
- No outside trim; lever only-inside; 2-point latch
- Latchbolts retracted by lever from inside only
- Inside lever always free for immediate egress

Note: Available in rose trim only.

When ordering, specify door handing.

LM9250

2-point entrance/office lock



- Key cylinder outside; thumbturn inside; 2-point latch
- Latchbolts retracted by lever from either side
- Outside lever is made inoperative by key outside or by turning inside thumbturn
- Key outside unlocks and enables outside lever to retract both latches
- Rotating inside lever retracts latchbolts; outside lever unlocked when thumbturn is returned to vertical position
- Inside lever always free for immediate egress

Caution: Outside lever remains inoperative until thumbturn is returned to vertical or unlocked by key.

When ordering, specify door handing.

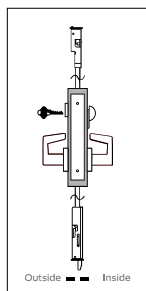
MECHANICAL FUNCTIONS

SCHLAGE

ANSI

LM9256

2-point entrance/office lock with automatic unlocking

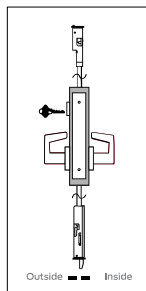


- Key cylinder outside; thumbturn inside; 2-point latch
- Latchbolts retracted by lever from either side
- Outside lever is made inoperative by key outside or by turning inside thumbturn
- Key outside unlocks and enables outside lever to retract both latches
- Rotating inside thumbturn unlocks outside lever; turning inside lever retracts latchbolts and unlocks outside lever
- Inside lever always free for immediate egress

When ordering, specify door handing.

LM9270

2-point classroom lock, exterior lockdown only



- Key cylinder outside with lever; lever only-inside; 2-point latch
- Latchbolts retracted by lever from either side
- Outside lever is made inoperative by key outside
- Key outside unlocks and enables outside lever to retract both latches
- Inside lever always free for immediate egress

Note: Outside lever remains inoperative until unlocked by key.

When ordering, specify door handing.

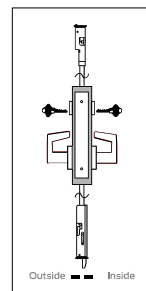
MECHANICAL FUNCTIONS

SCHLAGE

ANSI

LM9271

2-point entrance/office lock with automatic unlocking



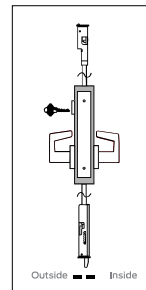
- Key cylinder both sides; 2-point latch
- Latchbolts retracted by lever from either side
- Outside lever is made inoperative by key from either side
- Key on either side unlocks; unlocking enables outside lever to retract both latches
- Inside lever always free for immediate egress

Note: Outside lever remains inoperative until unlocked by key.

When ordering, specify door handing.

LM9280

2-point storeroom lock



- Key cylinder outside with lever; lever only-inside; 2-point latch
- Outside lever normally locked; latchbolts retracted by inside lever
- Key outside inserted and turned 280° unlocks, allowing outside lever to retract latches; removal of key returns door to locked state
- Inside lever always free for immediate egress

When ordering, specify door handing.

See page 146 for more information on trim and Vandgard® options.

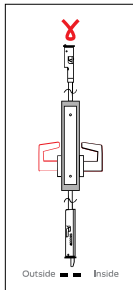
LM929x EL/EU electrified locks

All locks feature automatic detection and operation with 12 or 24V DC, and a case-mounted switch that allows customer selection of EL (fail safe - power failure allows either knob/lever to retract latchbolt and/or deadbolt) or EU (fail secure - power failure locks outside knob/lever or both knobs/levers). Please specify lock function as EL or EU for default switch position. Locks also come standard with Allegion Connect Molex connector with 3" lead and CON-6W. Allegion Connect is a Molex connector system that allows rapid installation of lock when used with Allegion Connect Harnesses (see page 264) and Allegion Connect Hinges (see Ives price book). For more information speak to your sales representative. The Molex connector can also be cut off so that the lock can be installed with traditional splicing. Request-to-Exit (RX) is not an available option for the LM9200 Series.

ELECTRIFIED LOCKS

SCHLAGE

LM9290EL/EU



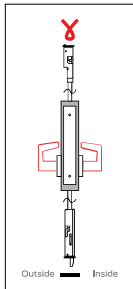
Electrically locking/unlocking outside lever, no cylinder, 2-point lock

- Levers only-both sides; 2-point latch
- Normal state: outside lever continuously locked (EL mode) or unlocked (EU mode)
- When power is removed (or power fails): in EL mode either lever will retract latchbolts; in EU mode outside lever is locked
- Inside lever always free for immediate egress

Note: Auto detects 12 or 24V DC.

Ordering: Specify door handing. Additionally, case-mounted switch allows field selectable EL/EU setting however, when ordering, please specify EL or EU.

LM9291EL/EU



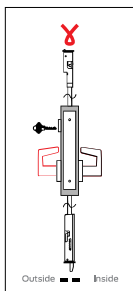
Electrically locking/unlocking both levers, no cylinder, 2-point lock

- Levers only-both sides; 2-point latch
- Normal state: both levers continuously locked (EL mode) or unlocked (EU mode)
- When power is removed (or power fails): in EL mode either lever will retract latchbolts; in EU mode both levers are locked

Note: Auto detects 12 or 24V DC.

Ordering: Specify door handing. Additionally, case-mounted switch allows field selectable EL/EU setting however, when ordering, please specify EL or EU.

LM9292EL/EU



Electrically locking/unlocking outside lever, outside cylinder, 2-point lock

- Key cylinder outside with lever; lever only-inside; 2-point latch
- Normal state: outside lever continuously locked (EL mode) or unlocked (EU mode)
- When locked, key outside enables outside lever to retract both latches but cannot change the normal locked or unlocked state of outside lever
- When power is removed (or power fails): in EL mode either lever will retract latchbolts; in EU mode outside lever is locked
- Inside lever always free for immediate egress

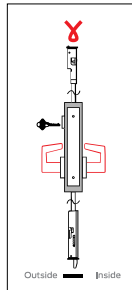
Note: Auto detects 12 or 24V DC.

Ordering: Specify door handing. Additionally, case-mounted switch allows field selectable EL/EU setting however, when ordering, please specify EL or EU.

ELECTRIFIED LOCKS

SCHLAGE

LM9293EL/EU



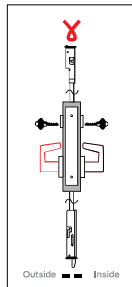
Electrically locking/unlocking both levers, outside cylinder, 2-point lock

- Key cylinder outside with lever; lever only-inside; 2-point latch
- Normal state: both levers continuously locked (EL mode) or unlocked (EU mode)
- When locked, key outside enables outside lever to retract both latches but cannot change the normal locked or unlocked state of outside lever
- When power is removed (or power fails): in EL mode either lever will retract latchbolts; in EU mode both levers are locked

Note: Auto detects 12 or 24V DC.

Ordering: Specify door handing. Additionally, case-mounted switch allows field selectable EL/EU setting however, when ordering, please specify EL or EU.

LM9294EL/EU



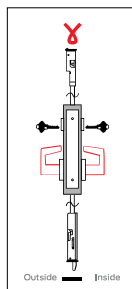
Electrified outside levers lock two-point latch (inside and outside cylinder), 2-point lock

- Key cylinder both sides; 2-point latch
- Normal state: outside lever continuously locked (EL mode) or unlocked (EU mode)
- When locked, key on either side enables either lever to retract both latches but cannot change the normal locked or unlocked state of outside lever
- When power is removed (or power fails): in EL mode either lever will retract latchbolts; in EU mode outside lever is locked
- Inside lever always free for immediate egress

Note: Auto detects 12 or 24V DC.

Ordering: Specify door handing. Additionally, case-mounted switch allows field selectable EL/EU setting however, when ordering, please specify EL or EU.

LM9295EL/EU



Electrically locking/unlocking both levers, inside and outside cylinder, 2-point lock

- Key cylinder both sides; 2-point latch
- Normal state: both levers continuously locked (EL mode) or unlocked (EU mode)
- When locked, key on either side enables either lever to retract both latches but cannot change the normal locked or unlocked state of either lever
- When power is removed (or power fails): in EL mode either lever will retract latchbolts; in EU mode both levers are locked

Note: Auto detects 12 or 24V DC.

Ordering: Specify door handing. Additionally, case-mounted switch allows field selectable EL/EU setting however, when ordering, please specify EL or EU.

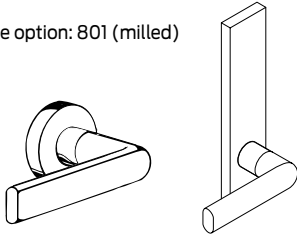
See page 146 for more information on trim and Vandlgard® options.

STANDARD LEVER DESIGNS (CAST OR FORGED)

Jump to available finishes

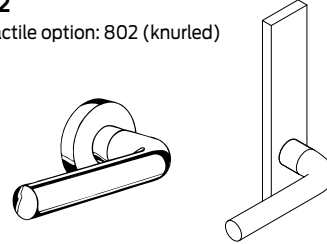
01

Tactile option: 801 (milled)



02

Tactile option: 802 (knurled)



Available roses: A (shown), B, C

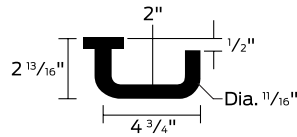
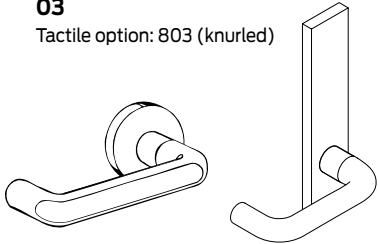
Available escutcheons: L (shown), N

Available roses: A (shown), B, C

Available escutcheons: L (shown), N

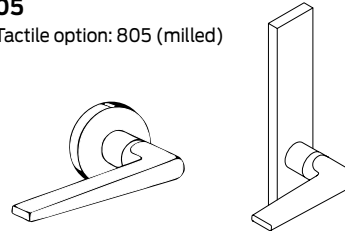
03

Tactile option: 803 (knurled)



05

Tactile option: 805 (milled)



Available roses: A (shown), B, C

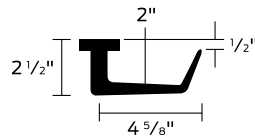
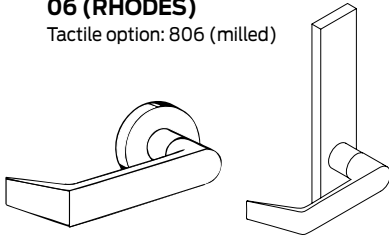
Available escutcheons: L (shown), N

Available roses: A (shown), B, C

Available escutcheons: L (shown), N

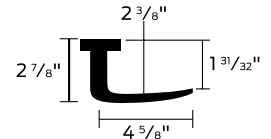
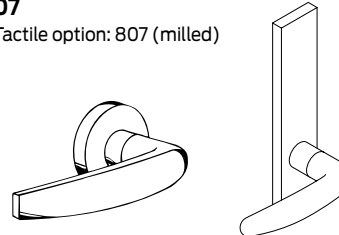
06 (RHODES)

Tactile option: 806 (milled)



07

Tactile option: 807 (milled)



Available roses: A (shown), B, C

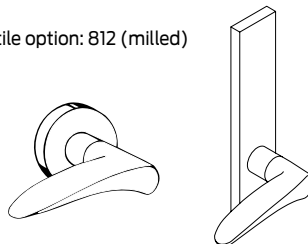
Available escutcheons: L (shown), N

Available roses: A (shown), B, C

Available escutcheons: L (shown), N

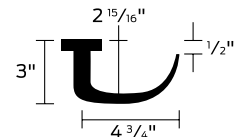
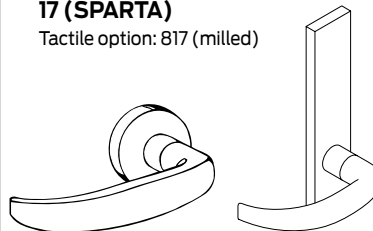
12

Tactile option: 812 (milled)



17 (SPARTA)

Tactile option: 817 (milled)



Available roses: A (shown), B, C

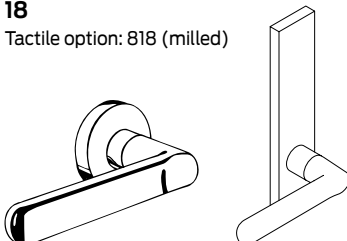
Available escutcheons: L (shown), N

Available roses: A (shown), B, C

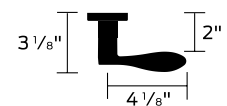
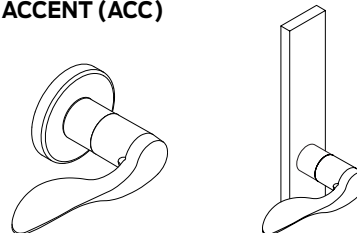
Available escutcheons: L (shown), N

18

Tactile option: 818 (milled)



ACCENT (ACC)



Available roses: A (shown), B, C

Available escutcheons: L (shown), N

Available roses: A, B (shown), C

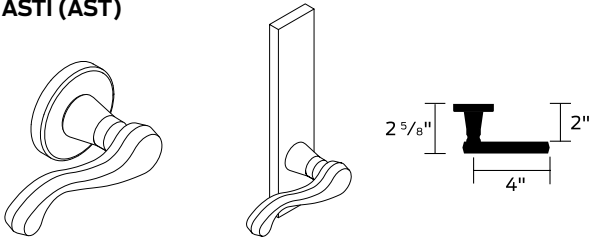
Available escutcheons: L (shown), N

STANDARD LEVER DESIGNS (CAST OR FORGED)



Jump to available finishes

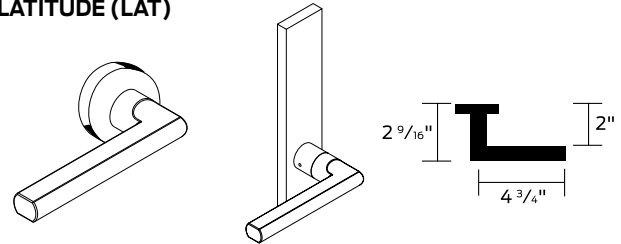
ASTI (AST)



Available roses: A, AVA, B (shown), C

Available escutcheons: L (shown), N

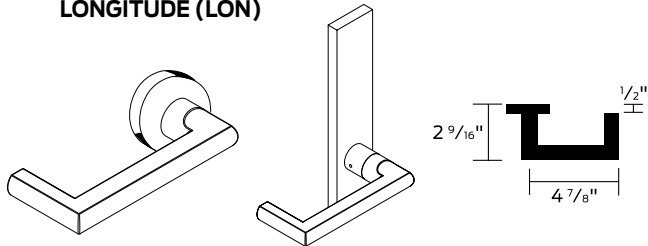
LATITUDE (LAT)



Available roses: A (shown), B, C

Available escutcheons: L (shown), N

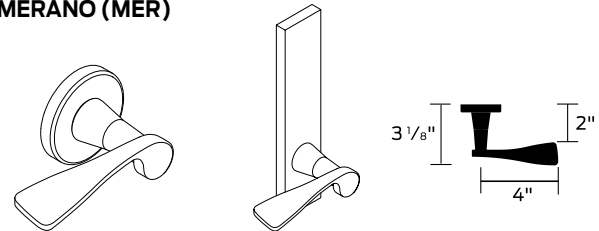
LONGITUDE (LON)



Available roses: A (shown), B, C

Available escutcheons: L (shown), N

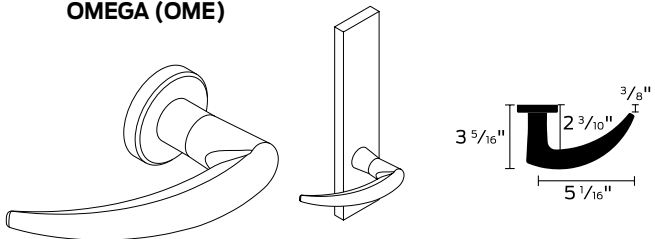
MERANO (MER)



Available roses: A, B (shown), C, MER

Available escutcheons: L (shown), N

OMEGA (OME)



Available roses: A (shown), B, C

Available escutcheons: L (shown), N

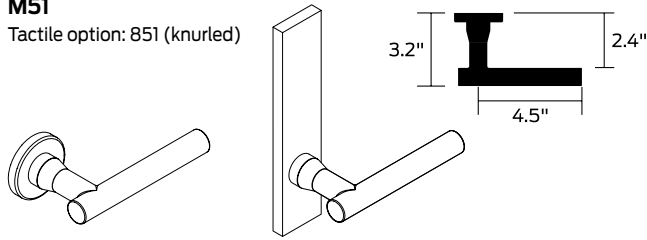


Jump to available finishes

M COLLECTION LEVER DESIGNS (CAST OR FORGED)

M51

Tactile option: 851 (knurled)

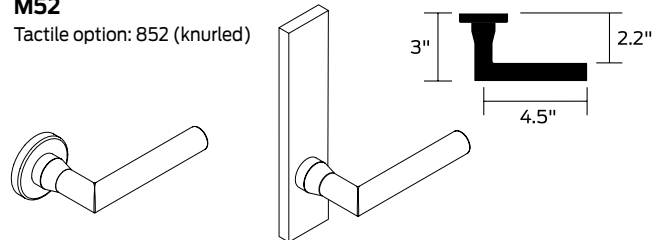


Available roses: A (shown), B, C

Available escutcheons: L (shown), N

M52

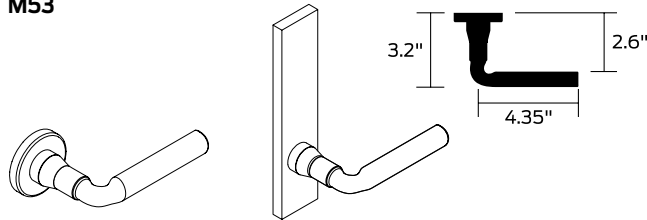
Tactile option: 852 (knurled)



Available roses: A (shown), B, C

Available escutcheons: L (shown), N

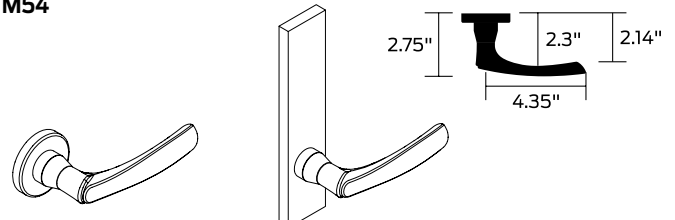
M53



Available roses: A (shown), B, C

Available escutcheons: L (shown), N

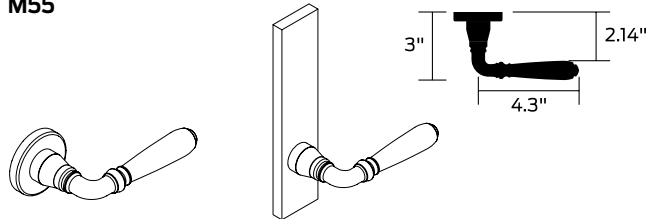
M54



Available roses: A (shown), B, C

Available escutcheons: L (shown), N

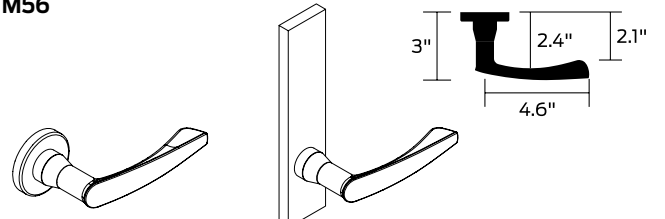
M55



Available roses: A (shown), B, C

Available escutcheons: L (shown), N

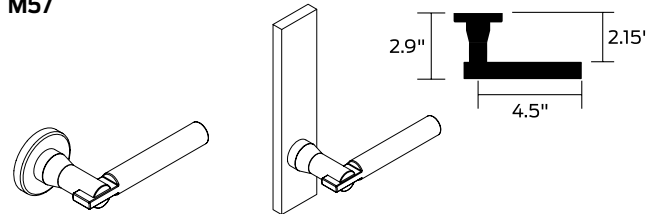
M56



Available roses: A (shown), B, C

Available escutcheons: L (shown), N

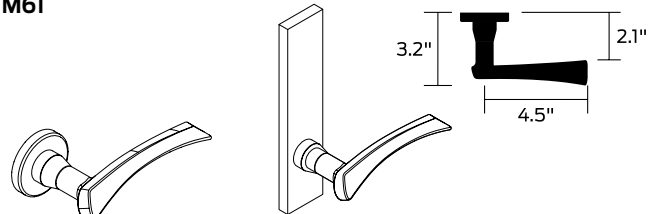
M57



Available roses: A (shown), B, C

Available escutcheons: L (shown), N

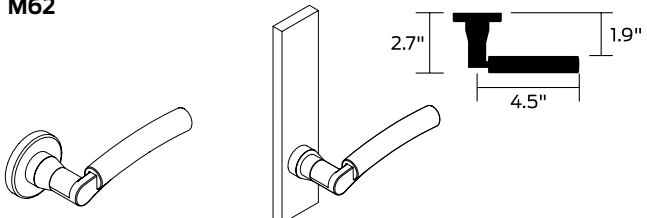
M61



Available roses: A (shown), B, C

Available escutcheons: L (shown), N

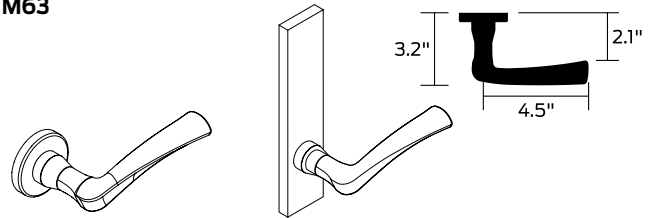
M62



Available roses: A (shown), B, C

Available escutcheons: L (shown), N

M63



Available roses: A, B (shown), C

Available escutcheons: L (shown), N

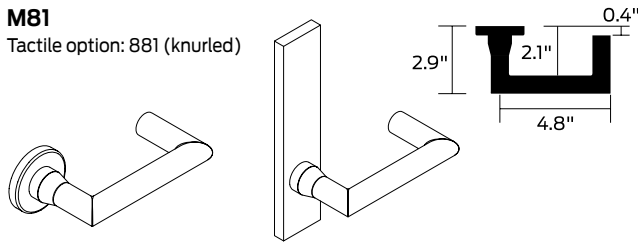
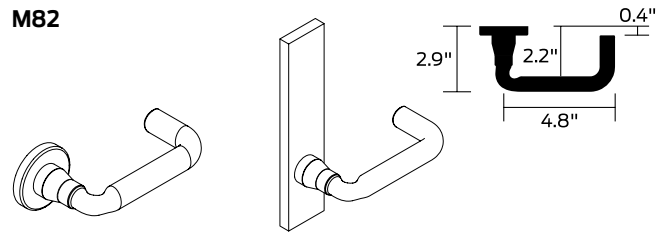
M COLLECTION LEVER DESIGNS (CAST OR FORGED)



Jump to available finishes

M81

Tactile option: 881 (knurled)

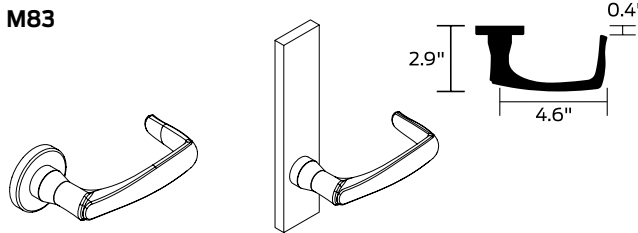
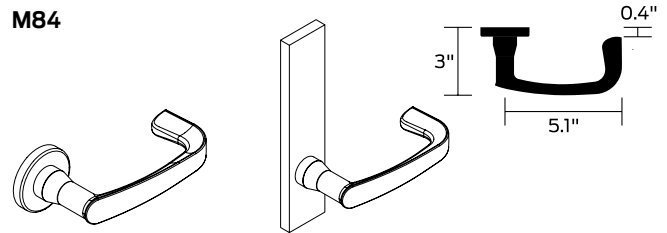

M82


Available roses: A, AVA, B (shown), C

Available escutcheons: L (shown), N

Available roses: A (shown), B, C

Available escutcheons: L (shown), N

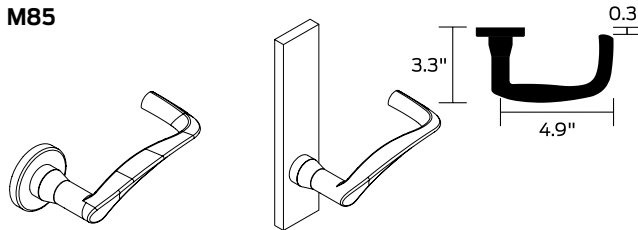
M83

M84


Available roses: A (shown), B, C

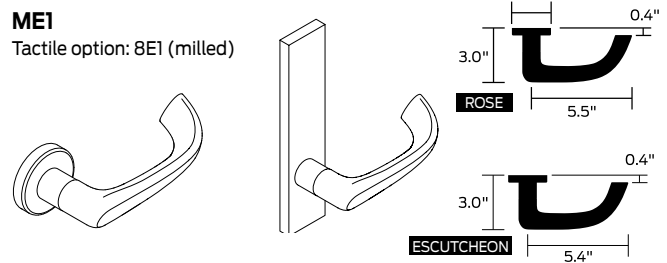
Available escutcheons: L (shown), N

Available roses: A, B (shown), C, MER

Available escutcheons: L (shown), N

M85

ME1

Tactile option: 8E1 (milled)



Available roses: A (shown), B, C

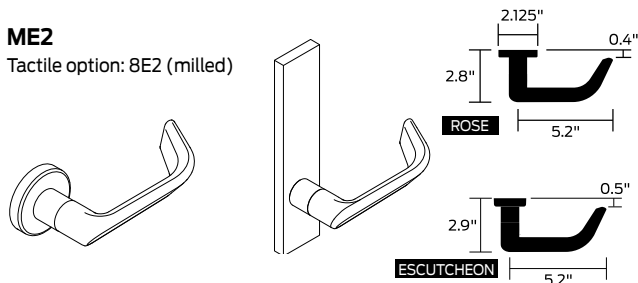
Available escutcheons: L (shown), N

Available roses: A (shown), B, C

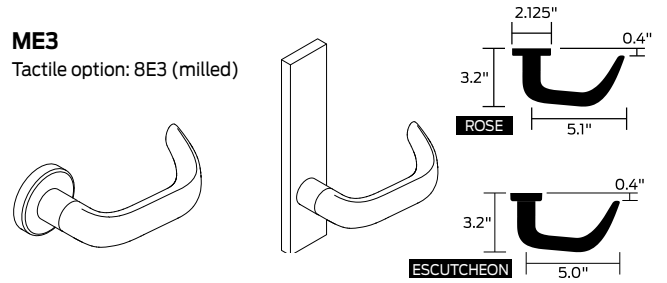
Available escutcheons: L (shown), N

ME2

Tactile option: 8E2 (milled)


ME3

Tactile option: 8E3 (milled)



Available roses: A (shown), B, C

Available escutcheons: L (shown), N

Available roses: A (shown), B, C

Available escutcheons: L (shown), N

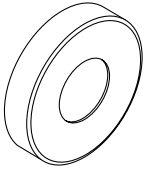


Jump to available finishes

ROSE (WROUGHT) DESIGNS

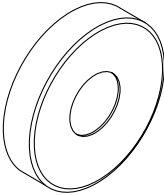
A

2-1/8" (54 mm) diameter



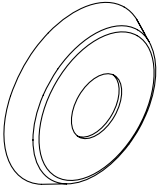
B

2-9/16" (65mm) diameter



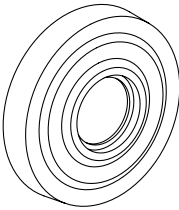
C

2-5/8" (66mm) diameter
Not available 612 or 613 finish



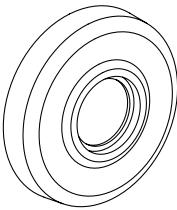
AVA (AST LEVER ONLY)

2-5/8" (66mm) diameter



MER (MER LEVER ONLY)

2-5/8" (66mm) diameter



L (CAST/FORGED) AND N (WROUGHT) ESCUTCHEON TRIM DESIGNS


L



7 15/16" x 1 3/4" x 7/16"
(202mm x 44mm x 11mm)

Available on 1 3/4"- 2 1/2" doors

N



7 7/8" x 2 1/2" x 7/16"
(200mm x 64mm x 11mm)

Available on 1 3/4"- 2 1/4" doors



FINISH AVAILABILITY

STANDARD LEVERS																			
LEVER	TRIM																		
01	A	B	N	L		605	606	609	612	613	619	622	625	626	629	630	643e	626AM	630AM
	C					605	606	609	-	-	619	622	625	626	629	630	643e	626AM	630AM
02	A	B	N	L		605	606	609	612	613	619	622	625	626	629	630	643e	626AM	630AM
	C					605	606	609	-	-	619	622	625	626	629	630	643e	626AM	630AM
03	A	B	N	L		605	606	609	612	613	619	622	625	626	629	630	643e	626AM	630AM
	C					605	606	609	-	-	619	622	625	626	629	630	643e	626AM	630AM
05	A	B	N	L		605	606	609	612	613	619	622	625	626	629	630	643e	626AM	630AM
	C					605	606	609	-	-	619	622	625	626	629	630	643e	626AM	630AM
06 (Rhodes)	A	B	N	L		605	606	609	612	613	619	622	625	626	629	630	643e	626AM	630AM
	C					605	606	609	-	-	619	622	625	626	629	630	643e	626AM	630AM
07	A	B	N	L		605	606	609	612	613	619	622	625	626	629	630	643e	626AM	630AM
	C					605	606	609	-	-	619	622	625	626	629	630	643e	626AM	630AM
12	A	B	N	L		605	606	609	612	613	619	622	625	626	629	630	643e	626AM	630AM
	C					605	606	609	-	-	619	622	625	626	629	630	643e	626AM	630AM
17 (Sparta)	A	B	N	L		605	606	609	612	613	619	622	625	626	629	630	643e	626AM	630AM
	C					605	606	609	-	-	619	622	625	626	629	630	643e	626AM	630AM
18	A	B	N	L		605	606	609	612	613	619	622	625	626	629	630	643e	626AM	630AM
	C					605	606	609	-	-	619	622	625	626	629	630	643e	626AM	630AM
ACC	A	B	C	N	L	605	606	609	-	-	619	622	625	626	-	-	643e	626AM	-
AST	A	B	C	AVA	N L	605	606	609	-	-	619	622	625	626	-	-	643e	626AM	-
LAT	A	B	C	N	L	605	606	609	-	-	619	622	625	626	629	630	643e	626AM	630AM
LON	A	B	C	N	L	605	606	609	-	-	619	622	625	626	629	630	643e	626AM	630AM
MER	A	B	C	MER	N L	605	606	609	-	-	619	622	625	626	-	-	643e	626AM	-
OME	A	B	N	L		605	606	609	612	612	619	622	625	626	629	630	643e	626AM	630AM
	C					605	606	609	-	-	619	622	625	626	629	630	643e	626AM	630AM
M COLLECTION LEVERS																			
LEVER	TRIM																		
M51	A	B	C	N	L	605	606	609	-	-	619	622	625	626	629	630	643e	626AM	630AM
M52	A	B	C	N	L	605	606	609	-	-	619	622	625	626	629	630	643e	626AM	630AM
M53	A	B	C	N	L	605	606	609	-	-	619	622	625	626	629	630	643e	626AM	630AM
M54	A	B	C	N	L	605	606	609	-	-	619	622	625	626	629	630	643e	626AM	630AM
M55	A	B	C	N	L	605	606	609	-	-	619	622	625	626	629	630	643e	626AM	630AM
M56	A	B	C	N	L	605	606	609	-	-	619	622	625	626	629	630	643e	626AM	630AM
M57	A	B	C	N	L	-	-	-	-	-	-	-	-	-	629	630	-	-	630AM
M61	A	B	C	N	L	605	606	609	-	-	619	622	625	626	629	630	643e	626AM	630AM
M62	A	B	C	N	L	-	-	-	-	-	-	-	-	-	629	630	-	-	630AM
M63	A	B	C	N	L	605	606	609	-	-	619	622	625	626	629	630	643e	626AM	630AM
M81	A	B	C	N	L	605	606	609	-	-	619	622	625	626	629	630	643e	626AM	630AM



FINISH AVAILABILITY

						Bright Brass (605)	Satin Brass (606)	Antique Brass (609)	Satin Bronze (612)	Oil Rubbed Bronze (613)	Satin Nickel (619)	Matte Black (622)	Bright Chrome (625)	Satin Chrome (626)	Bright Stainless Steel (629)	Satin Stainless Steel (630)	Aged Bronze (643e)	Satin Chrome, Antimicrobial (626AM)	Satin Stainless Steel, Antimicrobial (630AM)
M82	A	B	C	N	L	605	606	609	-	-	619	622	625	626	629	630	643e	626AM	630AM
M83	A	B	C	N	L	605	606	609	-	-	619	622	625	626	629	630	643e	626AM	630AM
M84	A	B	C	N	L	605	606	609	-	-	619	622	625	626	629	630	643e	626AM	630AM
M85	A	B	C	N	L	605	606	609	-	-	619	622	625	626	629	630	643e	626AM	630AM
ME1	A	B	C	N	L	605	606	609	-	-	619	622	625	626	629	630	643e	626AM	630AM
ME2	A	B	C	N	L	605	606	609	-	-	619	622	625	626	629	630	643e	626AM	630AM
ME3	A	B	C	N	L	605	606	609	-	-	619	622	625	626	629	630	643e	626AM	630AM
INDICATORS																			
N escutcheon indicator						605	606	609	-	-	619	622	625	626	629	630	643e	626AM	630AM
CYLINDER FINISHES																			
Complete lock finish						605	606	609	612	613	619	622	625	626	629	630	643E	626AM	630AM
Coordinating conventional cylinder																			
Plug component						606	606	606	606	522	626	622	626	626	626	626	522	626	626
Housing faceplate component						605	606	609	612	613	619	622	625	626	629	630	316	626	630
Rings						605	606	609	612	613	619	622	625	626	625	626	316	626	626
Coordinating FSIC/SFIC cylinder																			
Plug (lower) component						606	606	606	606	522	626	622	626	626	626	626	522	626	626
Core face (upper) component						606	606	606	606	522	626	622	626	626	626	626	522	626	630
Housing faceplate component						605	606	609	612	613	619	622	625	626	626	626	316	626	626
Rings						605	606	609	612	613	619	622	625	626	626	626	316	626	626

522 is a simulated 613 finish; 316 is a simulated 643e finish



this page intentionally blank

III
CYLINDRICAL
DEADBOLTS
MORTISE
MULTIPOINT
INTERCONNECT
TUBULAR
SPECIALTY
PORTABLE
CYLINDERS/KEYS
TOOLS/KITS
MERCHANDISING
FORMS

You can **configure and price a full range of products** using the tables and rules shown in this section.

The pricing of locks in this section includes the P6 cylinder (where applicable), default latch and strike and a 1-3/4" thick door. Additional modifications are available using the rules and price adjustments on the subsequent pages.

How to order:

- All applicable product attributes must be provided in the order shown below
- Each value must separated by a period
- If requesting a product "Less (LLL)" any attribute, the entire detailed ACN must be provided
- Fractions will be written with the "/" symbol separating the numerator and the denominator (example 1/2)
- For dimensions that contain a whole number and a fraction, a hyphen "-" will be added after the whole number and before the fraction (example 2-1/2)
- For two dimensions represented together, such as length and width, the values would be separated by an "x" with no spaces
- Finishes should be listed using their BHMA finish as shown in this book

	Required for all lock orders								Required											
Brand	Series + Function + Fire rating	Cylinder type (keyed functions only)	Outside style			Inside style			Handing	Door height	Door dimensions		Options				Keying			
			Outside lever design	Outside rose/escutcheon	Outside finish	Inside lever design	Inside rose/escutcheon	Inside finish			Door thickness	Extended	Indicator	ADA thumbturn	Connector	Buy American Act compliant	Keying code	Keyway	Pack keys independently	
1	2	3	4A	4B	4C	5A	5B	5C	6	7	8A	8B	9A	9B	9C	9D	10A	10B	10C	

Only required if specifying different than outside style

Only required when deviating from the product's default. Specify only the deviated attribute(s).

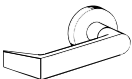















Only required when deviating from the product's default. Specify only the deviated attribute(s).

EXAMPLE:

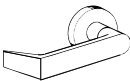
If ordering a product "Less (LLL)" any attribute, values for each attribute must be provided.

Inside lever design different than outside
 Deviating from the KD default requires keying to be specified
 Thick door requires door thickness and extension to be specified if different than extended equal (EE)

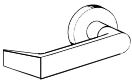
LM9280 . P6 . 03 . A . 626 . 06 . LH . 7ft6 . DT2-1/2 . EO . KA1BIT . S123
 2 3 4A 4B 4C 5A 6 7 9A 9B 12A 12B

COMPLETE LOCKS			STANDARD STYLES						M COLLECTION			
	ROSE TRIM		03	01	02	01	02	01	02	M51	M52	
				-	05	03	05	03	05	M53	M54	
				06	07	06	07	06	07	M55	M56	
				12	17	12	17	12	17	M61	M63	
				18	ACC	18	OME	18	OME	M81	M82	
All LM9200 functions require handing to be specified. Split finishes and designs will be priced at the highest list price of the design and/or finish. Keyed function pricing based on P6 cylinder with open S123 keyway. See page 252 for additional cylinder and keyway options.		AST		LAT	ACC	AST	LAT	LON	M83	M84		
		LON		MER	LAT	LON			M85	ME1		
		OME		MER					ME2	ME3		
				Not available in 612		Not available in 613		M57		M62		
								Available only in 629 and 630				
FINISHES												
SERIES + FUNCTION		CYL	DESCRIPTION	626	626	605, 606, 609, 612, 619, 622, 625, 643e (612 not available on C rose)		613, 629, 630 (613 not available on C rose)		605, 606, 609, 619, 622, 625, 626, 629, 630, 643e		
NON-FIRE RATED WOOD AND HOLLOW METAL DOORS (6'8" - 10'0" DOOR RANGE, SPECIFY HEIGHT ON ORDER)												
NON-KEYED FUNCTIONS				ROSE TRIM								
 LM9210		Passage latch		\$4,132	\$4,242	\$4,254		\$4,272		\$4,272		
 LM9225		Exit or communicating lock		\$3,955	\$4,065	\$4,077		\$4,095		\$4,095		
 LM9290EL		Electrically locking, no cylinders, outside lever locks		\$4,797	\$4,907	\$4,919		\$4,937		\$4,937		
 LM9290EU		Electrically unlocking, no cylinders, outside lever locks		\$4,797	\$4,907	\$4,919		\$4,937		\$4,937		
 LM9291EL		Electrically locking, no cylinders, both levers locks		\$4,797	\$4,907	\$4,919		\$4,937		\$4,937		
 LM9291EU		Electrically unlocking, no cylinders, both levers locks		\$4,797	\$4,907	\$4,919		\$4,937		\$4,937		
KEYED SINGLE CYLINDER FUNCTIONS				ROSE TRIM								
 LM9250	P6	Entrance/office lock		\$4,398	\$4,508	\$4,520		\$4,538		\$4,538		
 LM9256	P6	Entrance/office lock with automatic unlocking		\$4,511	\$4,621	\$4,633		\$4,651		\$4,651		
 LM9270	P6	Classroom lock		\$4,398	\$4,508	\$4,520		\$4,538		\$4,538		
 LM9280	P6	Storeroom lock		\$4,398	\$4,508	\$4,520		\$4,538		\$4,538		
 LM9292EL	P6	Electrically locking, outside cylinder, outside lever locks		\$4,921	\$5,031	\$5,043		\$5,061		\$5,061		
 LM9292EU	P6	Electrically unlocking, outside cylinder, outside lever locks		\$4,921	\$5,031	\$5,043		\$5,061		\$5,061		
 LM9293EL	P6	Electrically locking, outside cylinder, both levers lock		\$4,921	\$5,031	\$5,043		\$5,061		\$5,061		
 LM9293EU	P6	Electrically unlocking, outside cylinder, both levers lock		\$4,921	\$5,031	\$5,043		\$5,061		\$5,061		
KEYED DOUBLE CYLINDER FUNCTIONS				ROSE TRIM								
 LM9271	P6	Classroom security lock		\$4,520	\$4,630	\$4,642		\$4,660		\$4,660		

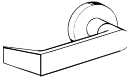
☞ Extended lead time

COMPLETE LOCKS			STANDARD STYLES					M COLLECTION			
<div></div> <div>ROSE TRIM</div> <p>🔑 All LM9200 functions require handing to be specified.</p> <p>Split finishes and designs will be priced at the highest list price of the design and/or finish.</p> <p>Keyed function pricing based on P6 cylinder with open S123 keyway. See page 252 for additional cylinder and keyway options.</p>			03	01🔒	02🔒	01🔒	02🔒	01🔒	02🔒	M51	M52
				-	05	03	05	03	05	M53🔒	M54🔒
				06	07	06	07	06	07	M55🔒	M56🔒
				12	17	12	17	12	17	M61🔒	M63
				18🔒	ACC	18🔒	OME	18🔒	OME	M81	M82🔒
				AST	LAT🔒	ACC	AST	LAT🔒	LON🔒	M83🔒	M84🔒
				LON🔒	MER	LAT🔒	LON🔒			M85🔒	ME1🔒
				OME		MER				ME2🔒	ME3🔒
						Not available in 612		Not available in 613		M57🔒	M62🔒
										Available only in 629 and 630	
FINISHES											
			626	626	605, 606, 609, 612, 619, 622, 625, 643e (612 not available on C rose)	613, 629, 630 (613 not available on C rose)	605, 606, 609, 619, 622, 625, 626, 629, 630, 643e				
SERIES + FUNCTION	CYL	DESCRIPTION									
🔑 LM9294EL	P6	Electrically locking outside lever, inside and outside cylinders	\$5,044	\$5,154	\$5,166	\$5,184	\$5,184				
🔑 LM9294EU	P6	Electrically unlocking outside lever, inside and outside cylinders	\$5,044	\$5,154	\$5,166	\$5,184	\$5,184				
🔑 LM9295EL	P6	Electrically locking both levers, inside and outside cylinder	\$5,044	\$5,154	\$5,166	\$5,184	\$5,184				
🔑 LM9295EU	P6	Electrically unlocking both levers, Inside and outside cylinder	\$5,044	\$5,154	\$5,166	\$5,184	\$5,184				
UL FIRE RATED WOOD DOORS (6'8" - 8'0" DOOR RANGE, SPECIFY HEIGHT ON ORDER)											
NON-KEYED FUNCTIONS			ROSE TRIM								
🔑 LM9210F		Passage latch	\$4,333	\$4,443	\$4,455	\$4,473	\$4,473				
🔑 LM9225F		Exit or communicating lock	\$4,156	\$4,266	\$4,278	\$4,296	\$4,296				
🔑 LM9290ELF		Electrically locking, no cylinders, outside lever locks	\$4,998	\$5,108	\$5,120	\$5,138	\$5,138				
🔑 LM9290EUF		Electrically unlocking, no cylinders, outside lever locks	\$4,998	\$5,108	\$5,120	\$5,138	\$5,138				
🔑 LM9291ELF		Electrically locking, no cylinders, both levers locks	\$4,998	\$5,108	\$5,120	\$5,138	\$5,138				
🔑 LM9291EUF		Electrically unlocking, no cylinders, both levers locks	\$4,998	\$5,108	\$5,120	\$5,138	\$5,138				
KEYED SINGLE CYLINDER FUNCTIONS			ROSE TRIM								
🔑 LM9250F	P6	Entrance/office lock	\$4,599	\$4,709	\$4,721	\$4,739	\$4,739				
🔑 LM9256F	P6	Entrance/office lock with automatic unlocking	\$4,712	\$4,822	\$4,834	\$4,852	\$4,852				
🔑 LM9270F	P6	Classroom lock	\$4,599	\$4,709	\$4,721	\$4,739	\$4,739				
🔑 LM9280F	P6	Storeroom lock	\$4,599	\$4,709	\$4,721	\$4,739	\$4,739				
🔑 LM9292ELF	P6	Electrically locking, outside cylinder, outside lever locks	\$5,122	\$5,232	\$5,244	\$5,262	\$5,262				
🔑 LM9292EUF	P6	Electrically unlocking, outside cylinder, outside lever locks	\$5,122	\$5,232	\$5,244	\$5,262	\$5,262				

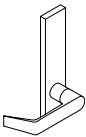
Extended lead time

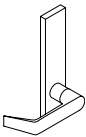
COMPLETE LOCKS			STANDARD STYLES					M COLLECTION			
<div></div> <div>ROSE TRIM</div> <div><p>🔑 All LM9200 functions require handing to be specified.</p><p>Split finishes and designs will be priced at the highest list price of the design and/or finish.</p><p>Keyed function pricing based on P6 cylinder with open S123 keyway. See page 252 for additional cylinder and keyway options.</p></div>			03	01	02	01	02	01	02	M51	M52
				-	05	03	05	03	05	M53	M54
				06	07	06	07	06	07	M55	M56
				12	17	12	17	12	17	M61	M63
				18	ACC	18	OME	18	OME	M81	M82
			AST	LAT	ACC	AST	LAT	LON	M83	M84	
				LON	MER	LAT	LON	M85	ME1		
				OME	MER			ME2	ME3		
						Not available in 612	Not available in 613	M57	M62		
			Available only in 629 and 630								
FINISHES											
			626	626	605, 606, 609, 612, 619, 622, 625, 643e (612 not available on C rose)	613, 629, 630 (613 not available on C rose)	605, 606, 609, 619, 622, 625, 626, 629, 630, 643e				
SERIES + FUNCTION	CYL	DESCRIPTION									
🔑 LM9293ELF	P6	Electrically locking, outside cylinder, both levers lock	\$5,122	\$5,232	\$5,244	\$5,262	\$5,262				
🔑 LM9293EUF	P6	Electrically unlocking, outside cylinder, both levers lock	\$5,122	\$5,232	\$5,244	\$5,262	\$5,262				
KEYED DOUBLE CYLINDER FUNCTIONS			ROSE TRIM								
🔑 LM9271F	P6	Classroom security lock	\$4,721	\$4,831	\$4,843	\$4,861	\$4,861				
🔑 LM9294ELF	P6	Electrically locking outside lever, inside and outside cylinders	\$5,245	\$5,355	\$5,367	\$5,385	\$5,385				
🔑 LM9294EUF	P6	Electrically unlocking outside lever, inside and outside cylinders	\$5,245	\$5,355	\$5,367	\$5,385	\$5,385				
🔑 LM9295ELF	P6	Electrically locking both levers, inside and outside cylinder	\$5,245	\$5,355	\$5,367	\$5,385	\$5,385				
🔑 LM9295EUF	P6	Electrically unlocking both levers, inside and outside cylinder	\$5,245	\$5,355	\$5,367	\$5,385	\$5,385				
UL FIRE RATED HOLLOW METAL DOORS (6'8" - 8'0" DOOR RANGE, SPECIFY HEIGHT ON ORDER)											
NON-KEYED FUNCTIONS			ROSE TRIM								
🔑 LM9210M		Passage latch	\$4,333	\$4,443	\$4,455	\$4,473	\$4,473				
🔑 LM9225M		Exit or communicating lock	\$4,156	\$4,266	\$4,278	\$4,296	\$4,296				
🔑 LM9290ELM		Electrically locking, no cylinders, outside lever locks	\$4,998	\$5,108	\$5,120	\$5,138	\$5,138				
🔑 LM9290EUM		Electrically unlocking, no cylinders, outside lever locks	\$4,998	\$5,108	\$5,120	\$5,138	\$5,138				
🔑 LM9291ELM		Electrically locking, no cylinders, both levers locks	\$4,998	\$5,108	\$5,120	\$5,138	\$5,138				
🔑 LM9291EUM		Electrified unlock, no cylinders, both levers locks	\$4,998	\$5,108	\$5,120	\$5,138	\$5,138				
KEYED SINGLE CYLINDER FUNCTIONS			ROSE TRIM								
🔑 LM9250M	P6	Entrance/office lock	\$4,599	\$4,709	\$4,721	\$4,739	\$4,739				
🔑 LM9256M	P6	Entrance/office lock with automatic unlocking	\$4,712	\$4,822	\$4,834	\$4,852	\$4,852				

🕒 Extended lead time

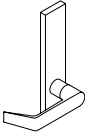
COMPLETE LOCKS			STANDARD STYLES						M COLLECTION		
<div></div> <div>ROSE TRIM</div> <p>🔑 All LM9200 functions require handing to be specified.</p> <p>Split finishes and designs will be priced at the highest list price of the design and/or finish.</p> <p>Keyed function pricing based on P6 cylinder with open S123 keyway. See page 252 for additional cylinder and keyway options.</p>			03	01🔑	02🔑	01🔑	02🔑	01🔑	02🔑	M51	M52
				-	05	03	05	03	05	M53🔑	M54🔑
				06	07	06	07	06	07	M55🔑	M56🔑
				12	17	12	17	12	17	M61🔑	M63
				18🔑	ACC	18🔑	OME	18🔑	OME	M81	M82🔑
				AST	LAT🔑	ACC	AST	LAT🔑	LON🔑	M83🔑	M84🔑
				LON🔑	MER	LAT🔑	LON🔑			M85🔑	ME1🔑
				OME		MER				ME2🔑	ME3🔑
						Not available in 612		Not available in 613		M57🔑	M62🔑
										Available only in 629 and 630	
			FINISHES								
			626	626	605, 606, 609, 612, 619, 622, 625, 643e (612 not available on C rose)		613, 629, 630 (613 not available on C rose)		605, 606, 609, 619, 622, 625, 626, 629, 630, 643e		
SERIES + FUNCTION	CYL	DESCRIPTION									
🔑 LM9270M	P6	Classroom lock	\$4,599	\$4,709	\$4,721	\$4,739	\$4,739				
🔑 LM9280M	P6	Storeroom lock	\$4,599	\$4,709	\$4,721	\$4,739	\$4,739				
🔑 LM9292ELM	P6	Electrically locking, outside cylinder, outside lever locks	\$5,122	\$5,232	\$5,244	\$5,262	\$5,262				
🔑 LM9292EUM	P6	Electrically unlocking, outside cylinder, outside lever locks	\$5,122	\$5,232	\$5,244	\$5,262	\$5,262				
🔑 LM9293ELM	P6	Electrically locking, outside cylinder, both levers lock	\$5,122	\$5,232	\$5,244	\$5,262	\$5,262				
🔑 LM9293EUM	P6	Electrically unlocking, outside cylinder, both levers lock	\$5,122	\$5,232	\$5,244	\$5,262	\$5,262				
KEYED DOUBLE CYLINDER FUNCTIONS			ROSE TRIM								
🔑 LM9271M	P6	Classroom security lock	\$4,721	\$4,831	\$4,843	\$4,861	\$4,861				
🔑 LM9294ELM	P6	Electrically locking outside lever, inside and outside cylinders	\$5,245	\$5,355	\$5,367	\$5,385	\$5,385				
🔑 LM9294EUM	P6	Electrically unlocking outside lever, inside and outside cylinders	\$5,245	\$5,355	\$5,367	\$5,385	\$5,385				
🔑 LM9295ELM	P6	Electrically locking both levers, Inside and outside cylinder	\$5,245	\$5,355	\$5,367	\$5,385	\$5,385				
🔑 LM9295EUM	P6	Electrically unlocking both levers, Inside and outside cylinder	\$5,245	\$5,355	\$5,367	\$5,385	\$5,385				

🕒 Extended lead time

COMPLETE LOCKS								M COLLECTION			
<div></div> <div>ESCUTCHEON TRIM</div> <div><p>🔑 All LM9200 functions require handing to be specified</p><p>Split finishes and designs will be priced at the highest list price of the design and/or finish.</p><p>Keyed function pricing based on P6 cylinder with open S123 keyway. See page 252 for additional cylinder and keyway options.</p></div>				01	02	01	02	01	02	M51	M52
				03	05	03	05	03	05	M53	M54
				06	07	06	07	06	07	M55	M56
				12	17	12	17	12	17	M61	M63
				18	ACC	18	OME	18	OME	M81	M82
				AST	LAT	ACC	AST	LAT	LON	M83	M84
				LON	MER	LAT	LON			M85	ME1
				OME		MER				ME2	ME3
						Not available in 612		Not available in 613		M57	M62
										Available only in 629 and 630	
SERIES + FUNCTION CYL DESCRIPTION				626	605, 606, 609, 612, 619, 622, 625, 643e	613, 629, 630	605, 606, 609, 619, 622, 625, 626, 629, 630, 643e				
NON-FIRE RATED WOOD AND HOLLOW METAL DOORS (6'8" - 10'0 DOOR RANGE, SPECIFY HEIGHT ON ORDER)											
NON-KEYED FUNCTIONS											
🔑 LM9210		Passage latch		\$4,271	\$4,283	\$4,301	\$4,301				
🔑 LM9290EL		Electrically locking, no cylinders, outside lever locks		\$4,936	\$4,948	\$4,966	\$4,966				
🔑 LM9290EU		Electrically unlocking, no cylinders, outside lever locks		\$4,936	\$4,948	\$4,966	\$4,966				
🔑 LM9291EL		Electrically locking, no cylinders, both levers locks		\$4,936	\$4,948	\$4,966	\$4,966				
🔑 LM9291EU		Electrically unlocking, no cylinders, both levers locks		\$4,936	\$4,948	\$4,966	\$4,966				
KEYED SINGLE CYLINDER FUNCTIONS											
🔑 LM9250	P6	Entrance/office lock		\$4,537	\$4,549	\$4,567	\$4,567				
🔑 LM9256	P6	Entrance/office lock with automatic unlocking		\$4,650	\$4,662	\$4,680	\$4,680				
🔑 LM9270	P6	Classroom lock		\$4,537	\$4,549	\$4,567	\$4,567				
🔑 LM9280	P6	Storeroom lock		\$4,537	\$4,549	\$4,567	\$4,567				
🔑 LM9292EL	P6	Electrically locking, outside cylinder, outside lever locks		\$5,060	\$5,072	\$5,090	\$5,090				
🔑 LM9292EU	P6	Electrically unlocking, outside cylinder, outside lever locks		\$5,060	\$5,072	\$5,090	\$5,090				
🔑 LM9293EL	P6	Electrically locking, outside cylinder, both levers lock		\$5,060	\$5,072	\$5,090	\$5,090				
🔑 LM9293EU	P6	Electrically unlocking, outside cylinder, both levers lock		\$5,060	\$5,072	\$5,090	\$5,090				
KEYED DOUBLE CYLINDER FUNCTIONS											
🔑 LM9271	P6	Classroom security lock		\$4,659	\$4,671	\$4,689	\$4,689				
🔑 LM9294EL	P6	Electrically locking outside lever, inside and outside cylinders		\$5,183	\$5,195	\$5,213	\$5,213				
🔑 LM9294EU	P6	Electrically unlocking outside lever, inside and outside cylinders		\$5,183	\$5,195	\$5,213	\$5,213				
🔑 LM9295EL	P6	Electrically locking both levers, Inside and outside cylinder		\$5,183	\$5,195	\$5,213	\$5,213				
🔑 LM9295EU	P6	Electrically unlocking both levers, Inside and outside cylinder		\$5,183	\$5,195	\$5,213	\$5,213				

COMPLETE LOCKS							M COLLECTION		
<div></div> <div>ESCUTCHEON TRIM</div> <div>All LM9200 functions require handing to be specified</div> <div>Split finishes and designs will be priced at the highest list price of the design and/or finish.</div> <div>Keyed function pricing based on P6 cylinder with open S123 keyway. See page 252 for additional cylinder and keyway options.</div>			01 03 06 12 18 AST LON OME	02 05 07 17 ACC LAT MER	01 03 06 12 18 ACC AST LAT MER Not available in 612	02 05 07 17 OME LAT LON Not available in 613	M51 M53 M55 M61 M81 M83 M85 ME2 M57	M52 M54 M56 M63 M82 M84 ME1 ME3 M62	
	Available only in 629 and 630								
	626		605, 606, 609, 612, 619, 622, 625, 643e		613, 629, 630		605, 606, 609, 619, 622, 625, 626, 629, 630, 643e		
	SERIES + FUNCTION			CYL	DESCRIPTION				
	UL FIRE RATED WOOD DOORS (6'8" - 8'0" DOOR RANGE, SPECIFY HEIGHT ON ORDER)								
	NON-KEYED FUNCTIONS								
	LM9210F		Passage latch	\$4,472	\$4,484	\$4,502	\$4,502		
	LM9290ELF		Electrically locking, no cylinders, outside lever locks	\$5,137	\$5,149	\$5,167	\$5,167		
	LM9290EUF		Electrically unlocking, no cylinders, outside lever locks	\$5,137	\$5,149	\$5,167	\$5,167		
LM9291ELF		Electrically locking, no cylinders, both levers locks	\$5,137	\$5,149	\$5,167	\$5,167			
LM9291EUF		Electrically unlocking, no cylinders, both levers locks	\$5,137	\$5,149	\$5,167	\$5,167			
KEYED SINGLE CYLINDER FUNCTIONS									
LM9250F	P6	Entrance/office lock	\$4,738	\$4,750	\$4,768	\$4,768			
LM9256F	P6	Entrance/office lock with automatic unlocking	\$4,851	\$4,863	\$4,881	\$4,881			
LM9270F	P6	Classroom lock	\$4,738	\$4,750	\$4,768	\$4,768			
LM9280F	P6	Storeroom lock	\$4,738	\$4,750	\$4,768	\$4,768			
LM9292ELF	P6	Electrically locking, outside cylinder, outside lever locks	\$5,261	\$5,273	\$5,291	\$5,291			
LM9292EUF	P6	Electrically unlocking, outside cylinder, outside lever locks	\$5,261	\$5,273	\$5,291	\$5,291			
LM9293ELF	P6	Electrically locking, outside cylinder, both levers lock	\$5,261	\$5,273	\$5,291	\$5,291			
LM9293EUF	P6	Electrically unlocking, outside cylinder, both levers lock	\$5,261	\$5,273	\$5,291	\$5,291			
KEYED DOUBLE CYLINDER FUNCTIONS									
LM9271F	P6	Classroom security lock	\$4,860	\$4,872	\$4,890	\$4,890			
LM9294ELF	P6	Electrically locking outside lever, inside and outside cylinders	\$5,384	\$5,396	\$5,414	\$5,414			
LM9294EUF	P6	Electrically unlocking outside lever, inside and outside cylinder	\$5,384	\$5,396	\$5,414	\$5,414			
LM9295ELF	P6	Electrically locking both levers, Inside and outside cylinder	\$5,384	\$5,396	\$5,414	\$5,414			
LM9295EUF	P6	Electrically unlocking both levers, Inside and outside cylinder	\$5,384	\$5,396	\$5,414	\$5,414			

Extended lead time

COMPLETE LOCKS								M COLLECTION		
<div></div> <div>ESCUTCHEON TRIM</div> <div><p>🔑 All LM9200 functions require handing to be specified</p><p>Split finishes and designs will be priced at the highest list price of the design and/or finish.</p><p>Keyed function pricing based on P6 cylinder with open S123 keyway. See page 252 for additional cylinder and keyway options.</p></div>			01🔑	02🔑	01🔑	02🔑	01🔑	02🔑	M51	M52
			03	05	03	05	03	05	M53🔑	M54🔑
			06	07	06	07	06	07	M55🔑	M56🔑
			12	17	12	17	12	17	M61🔑	M63
			18🔑	ACC	18🔑	OME	18🔑	OME	M81	M82🔑
			AST	LAT🔑	ACC	AST	LAT🔑	LON🔑	M83🔑	M84🔑
			LON🔑	MER	LAT🔑	LON🔑			M85🔑	ME1🔑
			OME		MER				ME2🔑	ME3🔑
					Not available in 612		Not available in 613		M57🔑	M62🔑
									Available only in 629 and 630	
SERIES + FUNCTION		CYL	DESCRIPTION		626	605, 606, 609, 612, 619, 622, 625, 643e	613, 629, 630	605, 606, 609, 619, 622, 625, 626, 629, 630, 643e		
UL FIRE RATED HOLLOW METAL DOORS (6'8" - 8'0" DOOR RANGE, SPECIFY HEIGHT ON ORDER)										
NON-KEYED FUNCTIONS										
🔑 LM9210M		Passage latch		\$4,472	\$4,484	\$4,502	\$4,502			
🔑 LM9290ELM		Electrically locking, no cylinders, outside lever locks		\$5,137	\$5,149	\$5,167	\$5,167			
🔑 LM9290EUM		Electrically unlocking, no cylinders, outside lever locks		\$5,137	\$5,149	\$5,167	\$5,167			
🔑 LM9291ELM		Electrically locking, no cylinders, both levers locks		\$5,137	\$5,149	\$5,167	\$5,167			
🔑 LM9291EUM		Electrified unlock, no cylinders, both levers locks		\$5,137	\$5,149	\$5,167	\$5,167			
KEYED SINGLE CYLINDER FUNCTIONS										
🔑 LM9250M	P6	Entrance/office lock		\$4,738	\$4,750	\$4,768	\$4,768			
🔑 LM9256M	P6	Entrance/office lock with automatic unlocking		\$4,851	\$4,863	\$4,881	\$4,881			
🔑 LM9270M	P6	Classroom lock		\$4,738	\$4,750	\$4,768	\$4,768			
🔑 LM9280M	P6	Storeroom lock		\$4,738	\$4,750	\$4,768	\$4,768			
🔑 LM9292ELM	P6	Electrically locking, outside cylinder, outside lever locks		\$5,261	\$5,273	\$5,291	\$5,291			
🔑 LM9292EUM	P6	Electrically unlocking, outside cylinder, outside lever locks		\$5,261	\$5,273	\$5,291	\$5,291			
🔑 LM9293ELM	P6	Electrically locking, outside cylinder, both levers lock		\$5,261	\$5,273	\$5,291	\$5,291			
🔑 LM9293EUM	P6	Electrically unlocking, outside cylinder, both levers lock		\$5,261	\$5,273	\$5,291	\$5,291			
KEYED DOUBLE CYLINDER FUNCTIONS										
🔑 LM9271M	P6	Classroom security lock		\$4,860	\$4,872	\$4,890	\$4,890			
🔑 LM9294ELM	P6	Electrically locking outside lever, inside and outside cylinders		\$5,384	\$5,396	\$5,414	\$5,414			
🔑 LM9294EUM	P6	Electrically unlocking outside lever, inside and outside cylinder		\$5,384	\$5,396	\$5,414	\$5,414			
🔑 LM9295ELM	P6	Electrically locking both levers, Inside and outside cylinder		\$5,384	\$5,396	\$5,414	\$5,414			
🔑 LM9295EUM	P6	Electrically unlocking both levers, Inside and outside cylinder		\$5,384	\$5,396	\$5,414	\$5,414			

Extended lead time

COMPLETE LOCKS

CYLINDER ADJUSTMENTS

Keyed locks on the previous pages are priced including the P6 cylinder with open keyway. Provided below are pricing adjustments based on other available cylinder types. For Primus and Primus XP cylinders, order lock less cylinder and order the Primus or Primus XP cylinder separately.

For complete details on cylinders, tailpieces, keying and keys, including cylinders sold separate, see the [Cylinders](#) and [Keys](#) sections at the back of this book.

CYLINDER ADJUSTMENTS					
Restricted keyways include: Everest 29 R and T keyways, Everest B and D keyways and Classic (Reverse/Quad/Numbered) keyways					
Description	Specify	Single cylinder function Price adjustment		Double cylinder function Price adjustment	
		Open	Restricted	Open	Restricted
Conventional 6-pin	P6	\$0.00	\$27.00	\$0.00	\$54.00
Conventional 6-pin cylinder, keyed 5	P	\$0.00	\$27.00	\$0.00	\$54.00
Conventional Everest SL 7-pin cylinder	Z	N/A	\$27.00	N/A	\$54.00
Less conventional cylinder	L	-\$109.00		-\$218.00	
Conventional Primus/Primus XP cylinder	Order separately (Restricted keyways only, see Cylinders section)				
Full size interchangeable core (FSIC)	R	\$99.00	\$126.00	\$198.00	\$252.00
Full size construction core (requires 50-231 handling charge of \$14.00 per cylinder)	T	\$99.00	N/A	\$198.00	N/A
Full size interchangeable core Everest SL 7-pin cylinder	M	N/A	\$126.00	N/A	\$252.00
Less full size interchangeable core (FSIC)	J	\$0.00		\$0.00	
Full size interchangeable Primus/Primus XP core	Order separately (Restricted keyways only, see Cylinders section)				
Small format 7-pin interchangeable core	G	N/A	\$125.00	N/A	\$250.00
Small format interchangeable disposable construction core (SFIC)	H	\$60.00	N/A	\$120.00	N/A
Small format interchangeable construction core (SFIC)	BDC	-\$15.00	N/A	-\$30.00	N/A
Less small format interchangeable core (SFIC)	B	-\$15.00		-\$30.00	

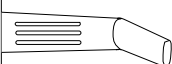
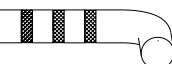
Control keys are not furnished with locks and must be purchased separately. See [Keys & Keying](#).

Construction cores (T and H) have an additional handling charge 50-231

COMPLETE LOCKS

STYLE OPTIONS

Specify on order only if requesting an option other than the default

	MILLED PATTERN	KNURLED PATTERN	OPTIONAL	
			Specify	Price adjustment per lever
TACTILE WARNING				
01	Milled		801	\$67.00
02		Knurled	802	\$67.00
03		Knurled	803	\$67.00
05	Milled		805	\$67.00
06	Milled		806	\$67.00
07	Milled		807	\$67.00
12	Milled		812	\$67.00
17	Milled		817	\$67.00
18	Milled		818	\$67.00
M51		Knurled	851	\$67.00
M52		Knurled	852	\$67.00
M81		Knurled	881	\$67.00
ME1	Milled		8E1	\$67.00
ME2	Milled		8E2	\$67.00
ME3	Milled		8E3	\$67.00

FOLGER ADAM CO® LEVER TRAK™			
Modified inside and outside 03 lever for Folger Adam Co.® Lever Trak™. Specify lever design as 503. Available rose trim only, not available 629 or 630 finish.		503	\$144.00

ANTIMICROBIAL COATING			
Rose trim: Adds silver-ion based antimicrobial coating to inside lever, bushing, rose & thumbturn and outside lever, bushing, rose, cylinder ring, and cylinder faceplate. Escutcheon trim: Adds silver-ion based antimicrobial coating to inside lever, bushing, escutcheon & thumbturn and outside lever, bushing, escutcheon, and cylinder face plate. Specify finish as either 626AM or 630AM.		626AM or 630AM	\$70.80

COMPLETE LOCKS

DOOR DIMENSIONS

DOOR THICKNESS

- Door thickness restrictions can vary by trim, cylinder type and/or lock function type
- Specify door thickness and extended on order only if different than 1-3/4" thick door
- Specify door thickness in 1/4" increments except for 1-7/8" thick doors
- Extended options include: Extended Outside (EO), Extended Inside (EI) and Extended Different (ED)

NON-STANDARD DOOR THICKNESS										
TRIM RESTRICTIONS		Minimum door thickness			Maximum door thickness					
A, B, C, AVA, MER rose trim		1-3/4"			4"					
L escutcheon trim		1-3/4"			4"					
N escutcheon trim		1-3/4"			2-3/8"					
FUNCTION RESTRICTIONS		Minimum door thickness			Maximum door thickness					
LM9280		1-3/4"			1-3/4"					
Lock functions ordered less trim		1-3/4"			1-3/4"					
CYLINDER RESTRICTIONS		Minimum door thickness	Single cylinder function				Double cylinder function			
			Extended equally	Extended outside	Extended inside	Extended different	Extended equally	Extended outside	Extended inside	Extended different
Small format interchangeable cores (B, BDC, G, H suffix)	Sectional	1-3/4"	2-1/2"	2"	2-1/2"	See Note ³	2-1/2"	2"	2"	See Note ³
	L Escutcheon	1-3/4"	2-1/2"	2"	2-1/2"		2-1/2"	2"	2"	
	N Escutcheon	1-3/4"	2-1/4"	2"	2-1/4"		2-1/4"	2"	2"	
Full size interchangeable cores (R, T, J, M)	Sectional	1-3/4"	4"	4" ¹	4"		4"	4" ¹	4" ¹	
	L Escutcheon	1-3/4"	4"	4" ¹	4"		4"	4" ¹	4" ¹	
	N Escutcheon	1-3/4"	2-1/4"	2-1/4"	2-1/4"		2-1/4"	2-1/4"	2-1/4"	
Conventional (P, P6, L)	Sectional	1-3/4"	4"	4" ²	4"		4"	4" ²	4" ²	
	L Escutcheon	1-3/4"	4"	4" ²	4"		4"	4" ²	4" ²	
	N Escutcheon	1-3/4"	2-1/4"	2-1/4"	2-1/4"		2-1/4"	2-1/4"	2-1/4"	
Everest SL (Z)	Sectional	1-3/4"	1-3/4"	N/A	4"		1-3/4"	N/A	N/A	
	L Escutcheon	1-3/4"	1-3/4"	N/A	4"		1-3/4"	N/A	N/A	
	N Escutcheon	1-3/4"	1-3/4"	N/A	2-1/4"		1-3/4"	N/A	N/A	

¹ Requires use of XB11-475.

² Requires use of XB03-418.

³ For extended different please contact Schlage Technical Support.

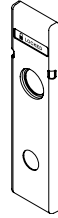
Door thickness	EXTENDED EQUALLY (EE)			EXTENDED INSIDE (EI) Not available for LM9291, LM9293, LM9295			EXTENDED OUTSIDE (EO) Not available for LM9291, LM9293, LM9295		
	Non-keyed functions	Single cylinder functions	Double cylinder functions	Non-keyed functions	Single cylinder functions	Double cylinder functions	Non-keyed functions	Single cylinder functions	Double cylinder functions
2"	\$0	\$0	\$0	\$0	\$0	\$0	\$0	\$0	\$0
2-1/4"	\$0	\$0	\$0	\$0	\$0	\$0	\$0	\$0	\$0
2-1/2"	\$0	\$0	\$0	\$0	\$0	\$0	\$0	\$0	\$0
2-3/4"	\$140.00	\$690.00	\$1,233.00	\$140.00	\$140.00	\$690.00	\$140.00	\$690.00	\$690.00
3"	\$140.00	\$690.00	\$1,233.00	\$140.00	\$140.00	\$690.00	\$140.00	\$690.00	\$690.00
3-1/4"	\$140.00	\$690.00	\$1,233.00	\$140.00	\$140.00	\$690.00	\$140.00	\$690.00	\$690.00
3-1/2"	\$140.00	\$690.00	\$1,233.00	\$140.00	\$140.00	\$690.00	\$140.00	\$690.00	\$690.00
3-3/4"	\$140.00	\$690.00	\$1,233.00	\$140.00	\$140.00	\$690.00	\$140.00	\$690.00	\$690.00
4"	\$140.00	\$690.00	\$1,233.00	\$140.00	\$140.00	\$690.00	\$140.00	\$690.00	\$690.00

COMPLETE LOCKS

OPTIONS

INDICATORS

- 180 degree visibility, for N escutcheon trim only
- Indicator option available for one side of door only - inside or outside

N ESCUTCHEON
INDICATOR


	OPTIONAL INDICATORS							
	LOCKED		OCCUPIED		DO NOT DISTURB			
	UNLOCKED		VACANT					
	Specify	Price adj	Specify	Price adj	Specify	Price adj	Specify	Price adj
INSIDE OF DOOR	L283-711	\$147.00	L283-712	\$147.00	L283-713	\$147.00	L283-714	\$147.00
OUTSIDE OF DOOR	L283-721	\$147.00	L283-722	\$147.00	L283-723	\$147.00	L283-724	\$147.00

	LOCKED/ UNLOCKED	OCCUPIED/ VACANT	DO NOT DISTURB	LOCKED/ UNLOCKED SYMBOLS	LOCKED/ UNLOCKED	OCCUPIED/ VACANT	DO NOT DISTURB	LOCKED/ UNLOCKED SYMBOLS
FUNCTION	INSIDE OF DOOR				OUTSIDE OF DOOR			
KEYLESS FUNCTIONS								
LM9210	N/A	N/A	N/A	N/A	N/A	N/A	N/A	N/A
LM9290EL	N/A	N/A	N/A	N/A	N/A	N/A	N/A	N/A
LM9290EU	N/A	N/A	N/A	N/A	N/A	N/A	N/A	N/A
LM9291EL	N/A	N/A	N/A	N/A	N/A	N/A	N/A	N/A
LM9291EU	N/A	N/A	N/A	N/A	N/A	N/A	N/A	N/A
KEYED, SINGLE CYLINDER FUNCTIONS								
LM9250	L283-711	L283-712	L283-713	L283-714	L283-721	L283-722	L283-723	L283-724
LM9256	L283-711	L283-712	L283-713	L283-714	L283-721	L283-722	L283-723	L283-724
LM9270	N/A	N/A	N/A	N/A	L283-721	L283-722	L283-723	L283-724
LM9280	N/A	N/A	N/A	N/A	N/A	N/A	N/A	N/A
LM9292EL	N/A	N/A	N/A	N/A	N/A	N/A	N/A	N/A
LM9292EU	N/A	N/A	N/A	N/A	N/A	N/A	N/A	N/A
LM9293EL	N/A	N/A	N/A	N/A	N/A	N/A	N/A	N/A
LM9293EU	N/A	N/A	N/A	N/A	N/A	N/A	N/A	N/A
KEYED, DOUBLE CYLINDER FUNCTIONS								
LM9271	L283-711	L283-712	L283-713	L283-714	L283-721	L283-722	L283-723	L283-724
LM9294EL	N/A	N/A	N/A	N/A	N/A	N/A	N/A	N/A
LM9294EU	N/A	N/A	N/A	N/A	N/A	N/A	N/A	N/A
LM9295EL	N/A	N/A	N/A	N/A	N/A	N/A	N/A	N/A
LM9295EU	N/A	N/A	N/A	N/A	N/A	N/A	N/A	N/A



COMPLETE LOCKS

OPTIONS

THUMBTURN		
Description	Specify	Price adj.
Large ADA thumbturn option	09-509 x L583-363	\$0.00
Basic thumbturn option	09-509	\$0.00
BUY AMERICA ACT		
Description	Specify	Price adj.
Buy America Act Compliant	BAA	\$25.00

Extended lead time

COMPLETE LOCKS

LOCKS LESS COMPONENTS

- LM9200 Series locks ordered less all components are furnished as lock cases. See LM9200 Parts > [Lock Cases](#)
- Locks less lock case are furnished less cylinder(s) and armor front. Included are complete sets of outside and inside trim with spring cages, spindles, mounting screws and thru-bolts as required for the function specified.
- Deductions are applied to complete lock prices.

LOCKS LESS COMPONENTS		
Description	Specify	Price adjustment
Less each knob or lever (inside only)	LLL for knob/lever design	-\$38.00
Less each rose or inside escutcheon	LLL for rose/escutcheon design	-\$38.00
Less complete trim outside (Rose trim only. Less complete inside trim not allowed.) L283-150 furnished to mount inside trim when lock is ordered less outside trim for rose designs only (add \$55.60 per lock).	LLL for complete trim outside	-\$76.00
Less bottom latch	LBL	-\$165.00

COMPLETE LOCKS

KEYING

Specify on order only if requesting an option other than the default. Control keys are not furnished with locks and must be purchased separately. See [Keys section](#) at the back of this book.

For complete details on cylinders, tailpieces, keying and keys, see the [Cylinders](#) and [Keys](#) sections at the back of this book.

KEYING		Default	Optional	Default	Optional	Default	Optional	Default	Optional	Default	Optional	Default	Optional	Default	Optional	Default	Optional
Specify	Description	P6	P	Z	C	C6	R	T	M	G	H						
KD	Keyed different	▪	▪				▪										
KA-0BIT	Keyed alike 0 bitted		▪	▪													
KA-1BIT	Keyed alike 1 bitted						▪										
KAGRP	Keyed alike by group		▪	▪				▪									
KAQTY	Keyed alike by qty		▪	▪													
KEYSPECIFIC	Keyed alike to specific combination		▪	▪				▪									
MK	Master keyed		▪	▪	▪			▪		▪	▪						
SPLIT	Split key construction keyed		▪														
RCK	Lost ball construction keyed			▪													
RMK	Residential master keyed			▪													
RCK/RMK	Lost ball construction keyed and res. master keyed			▪													
ICC	Construction keyed, (default)							▪									
ICA	Construction keyed, (if specified)								▪								
ICB	Construction keyed, (if specified)								▪								
BRN	Construction keyed, Brown (default)														▪		
GRN	Construction keyed, Green (if specified)															▪	

KEYWAY													
Specify keyway	Keyway family	Default keyway		P6	P	Z	C	C6	T	M	G	H	
		Non-masterkeyed	Masterkeyed										
[]	Everest 29 S (Open)	S123	S145	▪				▪					
[]	Obverse (Open)	C	E	▪	▪			▪	▪				
[]	Everest C (Open)	C123	C145	▪				▪					
[]	Everest D (Restricted)	D123	D145	▪				▪					
[]	Everest 29 T (Restricted)	T123	T145	▪				▪					
[]	Quad (Restricted)	Customer directed		▪				▪					
[]	Numbered (Restricted)	Customer directed		▪				▪					
[]	Reverse (Restricted)	Customer directed		▪				▪					
[]	Everest B (Restricted)	N/A	B125			▪				▪	▪		
[]	Everest 29 R (Restricted)	N/A	R125			▪				▪	▪		
[]	Best	A	N/A										▪

For a complete list of keying related charges, see the [Cylinders](#) and [Keys](#) sections at the back of this book.
Keys must be ordered separately for all construction keyed options.

PARTS

LEVERS																	
⌘ Extended factory lead time							👤 Specify handing										
							Available finishes										
Style	Lever and knob style					605	606	609	612	613	619	622	625	626	629	630	643e
Standard	01⌘, 02⌘, 03 ¹ , 05⌘, 06, 07, 12👤, 17, 18, OME⌘					▪	▪	▪	▪	▪	▪	▪	▪	▪	▪	▪	▪
	LAT⌘, LON⌘					▪	▪	▪	N/A	N/A	▪	▪	▪	▪	▪	▪	▪
	ACC👤, AST👤, MER👤, STA👤					▪	▪	▪	N/A	N/A	▪	▪	▪	▪	N/A	N/A	▪
M Collection	M51, M52, M53⌘, M54⌘, M55⌘, M56⌘, M61⌘👤, M63⌘👤, M81, M82⌘, M83⌘, M84⌘, M85⌘👤, ME1⌘👤, ME2⌘👤, ME3⌘					▪	▪	▪	N/A	N/A	▪	▪	▪	▪	▪	▪	▪
	M57⌘👤, M62⌘👤					N/A	N/A	N/A	N/A	N/A	N/A	N/A	N/A	N/A	▪	▪	N/A
Description				Specify				Standard lever/ knob design				M Collection					
				Part number	Lever style	Finish	Door thickness										
Outside lever, retaining clip, insertion tool				09-401	. [Lever]	. [Finish]	. []	\$248.00				\$268.00					
Inside lever+bushing, mounting plate, screw pack, spanner wrench				09-402	. [Lever]	. [Finish]	. []	\$248.00				\$268.00					
¹ Available modified for Folger Adam Co.® Lever Track™. Specify 503 lever style and add \$144.00. Not available in 629 or 630 finish.																	
09-401 and 09-402 also available in 626AM and 630AM finishes. Add \$35.40 to part price.																	

ROSES														
			Available finishes											
Style	Lever and knob style		605	606	609	612	613	619	622	625	626	629	630	643e
Standard	A, B, C		▪	▪	▪	▪	▪	▪	▪	▪	▪	▪	▪	▪
Decorative	MER, AVA		▪	▪	▪	N/A	N/A	▪	▪	▪	▪	N/A	N/A	▪
Description			Specify									Standard and M Collection		
			Part number		Lever/knob style		Rose		Finish					
Inside rose (includes mounting plate and screws)			09-403		.[Lever]		.[Rose]		.[Finish]			\$140.00		
Outside rose and bushing			09-404		.[Lever]		.[Rose]		.[Finish]			\$140.00		
Blank outside rose (not available MER or AVA)			09-508		.[Lever]		.[Rose]		.[Finish]			\$140.00		

ESCUTCHEONS													
				Available finishes									
				605	606	609	612	613	619	622	625	626	629 630 643e
				▪	▪	▪	▪	▪	▪	▪	▪	▪	▪
OUTSIDE ESCUTCHEON & BUSHING													
Description				Specify				L escutcheon		N escutcheon			
				Part number	Lever style	Escutcheon style	Finish						
Blank x lever				09-636	. [Lever]	. [N or L]	. [Finish]	\$248.00		\$248.00			
Emergency turn x lever				09-637	. [Lever]	. [N or L]	. [Finish]	\$248.00		\$248.00			
Concealed cylinder x lever				09-638	. [Lever]	L	. [Finish]	\$248.00		N/A			
Full face cylinder x lever				09-639	. [Lever]	. [N or L]	. [Finish]	\$248.00		\$248.00			

PARTS

INSIDE ESCUTCHEON							
Description	Specify					L escutcheon	N escutcheon
	Part number	Lever style	Escutcheon style	Finish	Door thickness		
Blank x lever or knob for 1-3/8" to 4" thick doors	09-632	.[Lever]	.[N or L]	.[Finish]	-	\$248.00	\$248.00
Thumbturn x lever for 1-3/8" to 2-1/2" thick doors (uses ADA thumbturn 09-544). 612 and 613 finishes not available on ADA thumbturn 09-544. Large ADA thumbturn will be used (09-509 x L583-363) when 612 or 613 is specified.	09-633	.[Lever]	.[N or L]	.[Finish]	.[Door thickness]	\$248.00	\$248.00
Thumbturn x blank for 1-3/8" to 2-1/2" thick doors (uses ADA thumbturn 09-544). 612 and 613 finishes not available on ADA thumbturn 09-544. Large ADA thumbturn will be used (09-509 x L583-363) when 612 or 613 is specified.	09-634	.[Lever]	L	.[Finish]	.[Door thickness]	\$248.00	N/A
Full face cylinder x lever or 1-3/8" to 4" thick doors	09-635	.[Lever]	.[N or L]	.[Finish]	-	\$248.00	\$248.00
Concealed cylinder x lever	L583-187	.[Lever]	L	.[Finish]	-	\$248.00	N/A

OUTSIDE LEVER AND ROSE/ESCUTCHEON ASSEMBLIES															
🔧 Extended factory lead time 🖐️ Specify handing		Available finishes													
Style	Lever and knob design	605	606	609	612	613	619	622	625	626	629	630	643e		
Standard	01🔧, 02🔧, 03, 05🔧, 06, 07, 12🖐️, 17, 18, OME🔧	▪	▪	▪	▪	▪	▪	▪	▪	▪	▪	▪	▪		
	LAT🔧, LON🔧	▪	▪	▪	N/A	N/A	▪	▪	▪	▪	▪	▪	▪		
	ACC🖐️, AST🖐️, MER🖐️, STA🖐️	▪	▪	▪	N/A	N/A	▪	▪	▪	▪	N/A	N/A	▪		
M Collection	M51, M52, M53🔧, M54🔧, M55🔧, M56🔧, M61🔧🖐️, M63🔧🖐️, M81, M82🔧, M83🔧, M84🔧, M85🔧🖐️, ME1🔧🖐️, ME2🔧🖐️, ME3🔧	▪	▪	▪	N/A	N/A	▪	▪	▪	▪	▪	▪	▪		
	M57🔧🖐️, M62🔧🖐️	N/A	N/A	N/A	N/A	N/A	N/A	N/A	N/A	N/A	▪	▪	N/A		

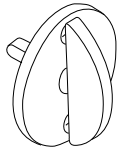

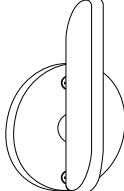
WITH A, B OR C ROSE							
Description	Specify				Standard lever design	M Collection	
	Part number	Lever style	Rose style	Finish			
Outside Lever assembly	09-506	.[Lever]	.[A, B or C]	.[]	\$275.00	\$297.00	

WITH AVANTI OR MERANO ROSE						
Description	Specify				Standard lever design	M Collection
	Part number	Lever style	Rose style	Finish		
Outside lever assembly for AST with Avanti rose or MER with Merano rose only	09-655	.[Lever]	.[AST or MER]	.[]	\$275.00	N/A

WITH L OR N ESCUTCHEON						
Description	Specify				Standard lever designM Collection	
	Part number	Lever style	Escutcheon style	Finish		
Blank	09-550	.[Lever]	.[N or L]	.[]	\$368.00	\$389.00
Emergency turn	09-551	.[Lever]	.[N or L]	.[]	\$368.00	\$389.00
Concealed cylinder (L escutcheon only)	09-552	.[Lever]	.[N or L]	.[]	\$368.00	\$389.00
Full face cylinder	09-553	.[Lever]	.[N or L]	.[]	\$368.00	\$389.00


PARTS

ARMOR FRONTS	Available finishes											
	605	606	609	612	613	619	622	625	626	629	630	643e
	■	■	■	■	■	■	■	■	■	■	■	■
Description				Specify		Price each						
				Part number	Finish							
LM9200 Armor Front				24594970		.[Finish]		\$98.10				
Armor front screws; contains (2) K510-210, #8-32 x 1/4" MS PFH; specify finish as xx				K110-020		.[Finish]		\$14.70				

09-509 Basic thumbturn 	09-544 ADA thumbturn standard ¹ 	09-509 w/ large ADA thumbturn (L583-363) 
---	---	---

THUMBTURNS												
BASIC THUMBTURNS (OPTIONAL)	Available finishes											
	605	606	609	612	613	619	622	625	626	629	630	643e
	■	■	■	■	■	■	■	■	■	■	■	■
Description		Specify		Price each								
		Part number	Finish									
Basic thumbturn for sectional trim, 1-3/8"- 1-7/8" door range, extended equally		09-509-027 .[Finish]		\$97.80								
Basic thumbturn for sectional trim, >1-7/8"- 2-3/8" door range, extended equally		09-509-033 .[Finish]		\$97.80								
Basic thumbturn for sectional trim, >2-3/8"- 2-7/8" door range, extended equally		09-509-040 .[Finish]		\$97.80								
Basic thumbturn for sectional trim, >2-7/8"- 3-5/8" door range, extended equally		09-509-047 .[Finish]		\$97.80								
ADA THUMBTURNS FOR SECTIONAL TRIM	Available finishes											
	For 612 or 613 finishes, use Large ADA thumbturn 09-500 x L583-363. Also specify 09-509 x L583-363 for thick door applications.											
	605	606	609	612	613	619	622	625	626	629	630	643e
		■	■	■	N/A	N/A	■	■	■	■	■	■
Description		Specify		Price each								
		Part number	Finish									
ADA thumbturn for sectional trim, 1-3/8"- 1-7/8" door range, extended equally		09-544-027 .[Finish]		\$97.80								
ADA thumbturn for sectional trim, >1-7/8"- 2-3/8" door range, extended equally		09-544-033 .[Finish]		\$97.80								
ADA thumbturn for sectional trim, >2-3/8"- 2-7/8" door range, extended equally		09-544-040 .[Finish]		\$97.80								
ADA thumbturn for sectional trim, >2-7/8"- 3-5/8" door range, extended equally		09-544-047 .[Finish]		\$97.80								
LARGE ADA THUMBTURN	Available finishes											
	605	606	609	612	613	619	622	625	626	629	630	643e
	■	■	■	■	■	■	■	■	■	■	■	■
Description		Specify		Price each								
		Part number	Finish									
Large ADA thumbturn for sectional trim, 1-3/8"- 1-7/8" door range, extended equally		09-509-027xL583-363 .[Finish]		\$97.80								
Basic thumbturn for sectional trim, >1-7/8"- 2-3/8" door range, extended equally		09-509-033xL583-363 .[Finish]		\$97.80								
Basic thumbturn for sectional trim, >2-3/8"- 2-7/8" door range, extended equally		09-509-040xL583-363 .[Finish]		\$97.80								
Basic thumbturn for sectional trim, >2-7/8"- 3-5/8" door range, extended equally		09-509-047xL583-363 .[Finish]		\$97.80								

PARTS

OCCUPANCY INDICATOR - 180 DEGREE VISIBILITY																		
N ESCUTCHEON INDICATOR	AVAILABLE MESSAGES																	
	🔒 LOCKED			OCCUPIED			DO NOT DISTURB			🔒								
	🔓 UNLOCKED			VACANT						🔓								
	LOCKED/OCCUPIED/DO NOT DISTURB/ lock symbol is white text on red background UNLOCKED/VACANT/unlocked symbol is black text on white background																	
OCCUPANCY INDICATORS - 180 DEGREE VISIBILITY FOR N ESCUTCHEON TRIM Addition of indicator may require additional door preparation. See installation instructions online for details.							Available finishes											
							605	606	609	612	613	619	622	625	626	629	630	643e
							▪	▪	▪	▪	▪	▪	▪	▪	▪	▪	▪	▪
ESCUTCHEON TRIM - CYLINDER TRIM, FOR INSIDE OF DOOR																		
Description	Specify			Price each														
	Part number	Finish																
Indicator, N escutcheon, inside cylinder - LOCKED/UNLOCKED	L283-433	.[Finish]		\$339.00														
Indicator, N escutcheon, inside cylinder - OCCUPIED/VACANT	L283-434	.[Finish]		\$339.00														
Indicator, N escutcheon, inside cylinder - DO NOT DISTURB	L283-435	.[Finish]		\$339.00														
Indicator, N escutcheon, inside cylinder - symbols only	L283-436	.[Finish]		\$339.00														
ESCUTCHEON TRIM - THUMBTURN TRIM, FOR INSIDE OF DOOR																		
Description	Specify			Price each														
	Part number	Finish																
Indicator, N escutcheon, thumbturn - LOCKED/UNLOCKED	L283-437	.[Finish]		\$339.00														
Indicator, N escutcheon, thumbturn -OCCUPIED/VACANT	L283-438	.[Finish]		\$339.00														
Indicator, N escutcheon, thumbturn - DO NOT DISTURB	L283-439	.[Finish]		\$339.00														
Indicator, N escutcheon, thumbturn - symbols only	L283-440	.[Finish]		\$339.00														
Optional thumbturn: For large ADA thumbturn add L583-363 to the part number above. Example L283-437.L583-363.626	L583-363 suffix			\$0.00														
ESCUTCHEON TRIM - CYLINDER TRIM, FOR OUTSIDE OF DOOR																		
Extended lead time required except for 03, 06 or 17 levers in 626 or 630 finish																		
Description	Specify			Price each														
	Part number	Lever	Finish															
Indicator, N escutcheon, outside cylinder - LOCKED/UNLOCKED	L283-429	.[Lever]	.[Finish]	\$457.00														
Indicator, N escutcheon, outside cylinder - VACANT/OCCUPIED	L283-430	.[Lever]	.[Finish]	\$457.00														
Indicator, N escutcheon, outside cylinder - DO NOT DISTURB	L283-431	.[Lever]	.[Finish]	\$457.00														
Indicator, N escutcheon, outside cylinder - symbols only	L283-432	.[Lever]	.[Finish]	\$457.00														



PARTS

ESCUTCHEON THRU-BOLTS	Available finishes											
	605	606	609	612	613	619	622	625	626	629	630	643e
	■	■	■	■	■	■	■	■	■	■	■	■

L ESCUTCHEON THRU-BOLTS: TWO REQUIRED PER LOCK

Description	Specify		Price each
	Part number	Finish	
L escutcheon thru bolts for 1-3/4" door thickness	L583-120	.[Finish]	\$8.60
L escutcheon thru bolts for 2" door thickness	L583-121	.[Finish]	\$8.60
L escutcheon thru bolts for 2-1/4" door thickness	L583-122	.[Finish]	\$8.60
L escutcheon thru bolts for 2-1/2" door thickness	L583-123	.[Finish]	\$10.00

N ESCUTCHEON THRU-BOLTS: TWO REQUIRED PER LOCK

Description	Specify		Price each
	Part number	Finish	
N escutcheon thru bolts for 1-3/4" door thickness	K510-389	.[Finish]	\$10.00
N escutcheon thru bolts for 2" to 2-1/4" door thickness	K510-390	.[Finish]	\$10.00

L MOUNTING POSTS (FERRULES): TWO REQUIRED PER LOCK

Description	Specify	Price each
Mounting post for 1-3/4" door thickness	L583-212	\$16.20
Mounting post for 2" door thickness	L583-213	\$16.20
Mounting post for 2-1/4" door thickness	L583-214	\$16.20
Mounting post for 2-1/2" door thickness	L583-215	\$16.20
Mounting post for 2-3/4" door thickness	L583-216	\$16.20
Mounting post for 3" door thickness	L583-217	\$16.20
Mounting post for 3-1/4" door thickness	L583-218	\$41.30
Mounting post for 3-1/2" door thickness	L583-219	\$41.30
LV mounting post for 3-1/4" door thickness	L583-503	\$44.70
LV mounting post for 3-1/2" door thickness	L583-504	\$44.70

SPINDLE & SPRINGS

SPINDLE & SPRING KITS (QTY TWO EACH)

Description	Specify	Price each
Spindles and springs for 1-3/8" - 1-7/8" doors	L283-198	\$22.00
Spindles and springs for 2" - 3-1/2" doors	L283-199	\$26.00

SPINDLES & SPRINGS (QTY ONE EACH)

Description	Specify	Price each
Spindle and spring for 1-3/8" - 1-7/8" doors (two required per lock)	L283-060	\$11.00
Spindle and spring for 2" - 3-1/2" doors (two required per lock)	L283-061	\$13.60
Spindle and spring, L0172, L9091/93/95, L9493/95 (one required per lock)	L283-064	\$19.40

LOCK CASES (ELECTRIFIED LOCK CASES SOLD SEPARATE DO NOT INCLUDE CON-6W. MUST BE ORDERED SEPARATELY)

Lock function and description	Specify	Price each
LM9210 Passage	24759599	\$2,120.00
LM9225 Exit Lock	24759599	\$2,120.00



PARTS

LOCK CASES (ELECTRIFIED LOCK CASES SOLD SEPARATE DO NOT INCLUDE CON-6W. MUST BE ORDERED SEPARATELY)			
LM9250	Office/Entry	24759623	\$2,355.00
LM9270	Classroom	24759623	\$2,355.00
LM9271	Classroom Security	24759623	\$2,355.00
LM9280	Storeroom	24759623	\$2,355.00
LM9256	Office/Entry w/ auto unlock	24616914	\$2,451.00
LM9290/LM9292/LM9294	Electrified	24759656	\$2,748.00
LM9291/LM9293/LM9295	Electrified	24759664	\$2,748.00

LATCH KITS		
Description	Specify	Price each
Top Latch Kit	24721714	\$234.00
Bottom Latch Kit	24721722	\$189.00

CABLES AND STRIKES		
Description	Specify	Price each
Top strike - includes strike, strike shims and screw pack (VD 23945223)	24665002	\$58.20
Bottom strike - includes strike, anchors and screw pack (VD 24664997)	24664997	\$32.90
LM9200 bottom cable	24647265	\$70.50
LM9200 top cable, 6'8"-7'0" door opening	24691750	\$70.50
LM9200 top cable, 7'1"-8'0" door opening	24691768	\$70.50
LM9200 top cable, 8'1"-9'0" door opening	24691776	\$78.60
LM9200 top cable, 9'1"-10'0" door opening	24691784	\$78.60

MISCELLANEOUS PARTS		
Description	Specify	Price each
Link, top, LM9200	24616922	\$23.80
Electrified locking catch, LM9200	24302960	\$21.20
Spool assembly, LM9200	24511081	\$99.80
Hub spring, LM9200	24624892	\$17.50
Retractor, LM9200	24625642	\$20.20
Tilting link compression spring, LM9200	24683542	\$1.80
Faceplate tab, LM9200 1-1/4"	24865057	\$39.00
Latch cover	24871584	\$82.40
Electrified link, LM9200	24869893	\$130.00
Electrified hub, LM9200	24869901	\$109.00
Capacitor holder, LM9200	49001704	\$28.10
Link, bottom, LM9200	24616930	\$21.60
Bell crank cover, LM9200	24625667	\$100.00
Tilting link, LM9200	24625717	\$28.00
Turn hub spring, LM9200	24641714	\$21.40
Lock Case, Subassembly, LM9200	24653917	\$423.00
Link subassembly, LM9200	24653925	\$420.00



PARTS

MISCELLANEOUS PARTS		
Description	Specify	Price each
Cylinder retainer plate and screw	L283-055	\$25.40
Latchbolt guide	L583-015	\$5.30
Retractor hub (2 required per lock)	L583-748	\$5.80
Retractor hub spacer	L583-020	\$6.00
Retractor lever	L583-021	\$5.40
Retractor rocker	L583-022	\$4.20
Blocking plate	L583-023	\$5.30
Retractor link	L583-024	\$11.00
Retractor Crank	L583-025	\$11.00
Turn Hub	L583-029	\$27.10
Locking catch	L583-045	\$27.50
Locking link	L583-048	\$6.00
Link pin	L583-050	\$2.80
Case cover screw (7 required)	L583-454	\$1.90
Lock handing screw	L583-485	\$2.60
Cylinder retainer	L583-490	\$9.90
Pack of 20 truarc retaining rings, levers	L283-030	\$30.20
Mounting Plate, inside lever	L283-031	\$27.50
Spring Cage (1 required per lever)	L283-040	\$13.60
Mounting Plate for inside rose trim on one side of door only	L283-150	\$55.60
Mounting plate screw (2 required per lock)	L583-066	\$1.80

CYLINDERS AND KEYS

Cylinders and keys sold separate can be found in the [Cylinders](#) and [Keys](#) sections at the back of this book.

ALLEGION CONNECT HARNESSES - PRICES LISTED ARE NET, DISCOUNTING DOES NOT APPLY

HARNESSES WITH MOLEX CONNECTORS ON BOTH ENDS (FOR USE WITH HOLLOW METAL DOORS)

Description	Specify	Price each
6" Wire Harness (internal p/n 106190-00)	CON-6	\$17.00
12" Wire Harness (internal p/n 106191-00)	CON-12	\$21.00
26" Wire Harness (internal p/n 106192-00)	CON-26	\$24.00
32" Wire Harness (internal p/n 106193-00)	CON-32	\$25.00
38" Wire Harness (internal p/n 106194-00)	CON-38	\$29.00
44" Wire Harness (internal p/n 106195-00)	CON-44	\$26.00
50" Wire Harness (internal p/n 106196-00)	CON-50	\$29.00
192" Wire Harness (internal p/n 106197-00)	CON-192	\$62.00



PARTS

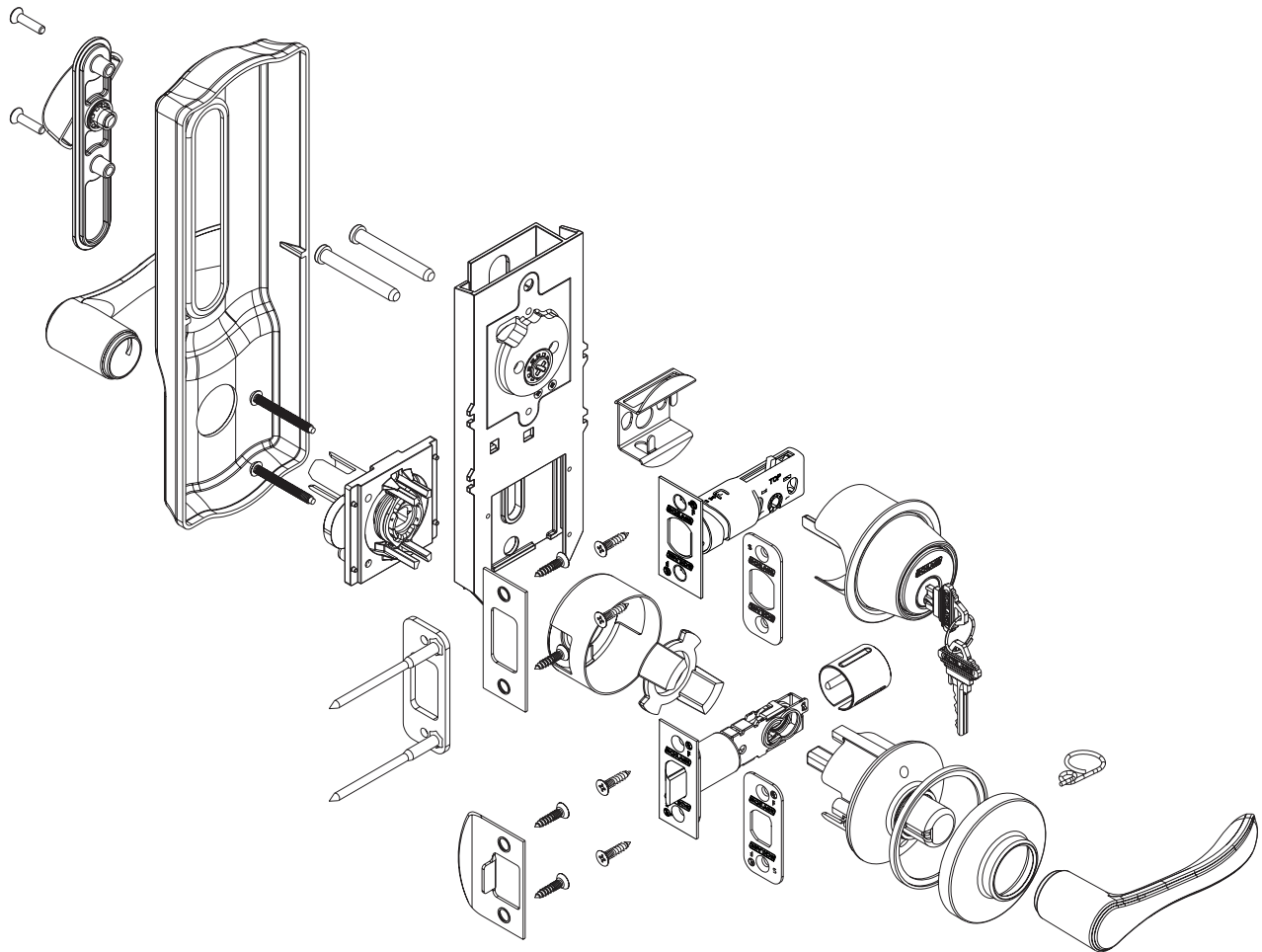
HARNESSES WITH MOLEX CONNECTOR ON ONE END, CRIMPED PINS ON OTHER W/ ATTACHABLE MOLEX CONNECTOR (FOR USE WITH WOOD DOORS)		
Description	Specify	Price each
6" Wire Harness (internal p/n 106201-00)	CON-6P	\$20.00
12" Wire Harness (internal p/n 106202-00)	CON-12P	\$25.00
26" Wire Harness (internal p/n 106203-00)	CON-26P	\$29.00
32" Wire Harness (internal p/n 106204-00)	CON-32P	\$30.00
38" Wire Harness (internal p/n 106205-00)	CON-38P	\$30.00
44" Wire Harness (internal p/n 106206-00)	CON-44P	\$31.00
50" Wire Harness (internal p/n 106207-00)	CON-50P	\$32.00
192" Wire Harness (internal p/n 106208-00)	CON-192P	\$66.00
HARNESS WITH MOLEX CONNECTOR ON ONE END, STRIPPED LEADS ON OTHER (FOR CONNECTION TO POWER SUPPLY)		
Description	Specify	Price each
6" extension to power supply (internal p/n 106210-00)	CON-6W	\$20.00
SERVICE KIT		
Description	Specify	Price each
Connector Service Kit (internal p/n 050823-00-00) contains: <ul style="list-style-type: none">100 each male & female terminals10 each 4-pin and 8-pin male connectors10 each 4-pin and 8-pin female connectors1 extraction tool	CON-KIT	\$158.00



this page intentionally blank

CS210 SERIES

Grade 2 interconnect lock



How to order

To order products, attribute values should be provided in the sequence shown below. Each value should be separated by a period.

Line item number	Quantity	Required for all lock orders																
		Brand	Series + Function	Cylinder type	Outside lever	Outside finish	Inside lever	Inside escutcheon	Inside finish	Handing	Latch	Strike	Options			Keying		
		1	2	3	4	5	6	7	8	9	10	11	Box for ANSI Strike	Pack cylinders loose	Buy America Act compliant	Keying code	Keyway	Pack keys independently
												12A	12B	12C	13A	13B	13C	

Specifying dimensions:

Dimensions should be provided with the whole number followed by a dash and then the fraction of an inch. Example: 1-3/4.

Line item number

Quantity

- 1 **Brand:** Required only when specifying a product Less (LLL) any attribute.
- 2 **Series+Function:** Series combined with function.
- 3 **Cylinder type:** Specify cylinder code for keyed functions.
- 4 **Outside lever:** Required for all orders.
- 5 **Outside finish:** Required for all orders.
- 6 **Inside lever:** Specify only if different from the outside lever or if specifying a product Less (LLL) any attribute.
- 7 **Inside escutcheon:** Required for all orders.
- 8 **Inside finish:** Specify only if different from the outside finish or if specifying a product Less (LLL) any attribute.
- 9 **Handing:** Required for select lever designs.
- 10 **Latch:** Leave blank to received default latch. Specify part number if non-default latch is required or if specifying a product Less (LLL) any attribute.
- 12 **Strike:** Leave blank to received default strike. Specify part number if non-default strike is required or if specifying a product Less (LLL) any attribute.
- 12A-B **Options:** Specify any desired options.
- 13A **Keying code:** Default keying code is dictated by the selected cylinder type. Leave blank for to receive the default keying code or specify for any other keying code. If ordering a product less any lock attribute, keying code must be specified.
- 13B **Keyway:** Default way is dictated by the selected cylinder type. Leave blank for to receive the default keyway or specify to order any other keyway. If ordering a product less any lock attribute, keying code must be specified.
- 13C **Pack keys independently:** Specify only when requesting that keys be packed independently.

Contents

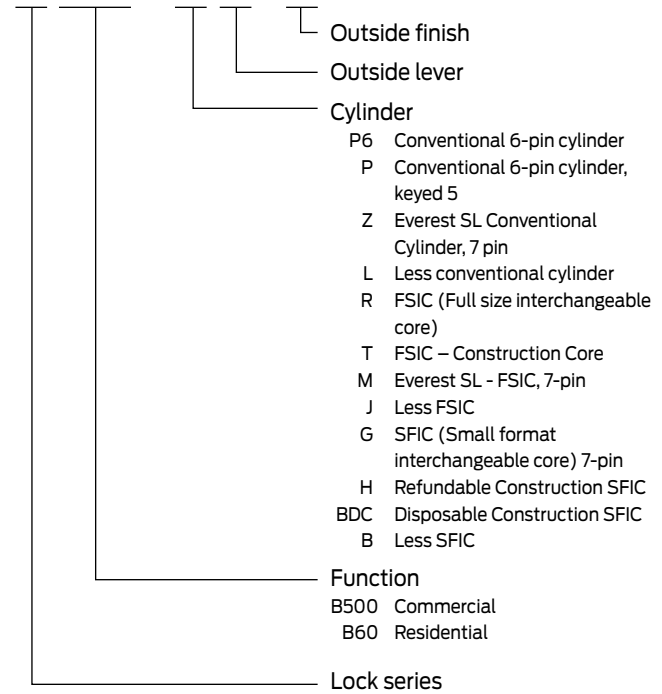
CS210 Series Overview	267
CS210 Series Functions	270
CS210 Series Styles	271
CS210 Series Configure a product	274
Cylinder adjustments	276
Latches	277
Strikes	278
Options	279
Less components	279
Keying	280
Deadbolts	281
Deadlatches	281
Deadbolt/deadlatch Combinations	281
Deadbolt Strikes	281
CS210 Series Parts	281
Deadlatch Strikes	282
Deadbolt/deadlatch Strike Combinations	282
Finished Trim Sub-assemblies/Components	282
Miscellaneous Subassemblies/Components	283
Screw/Screw Packs	283

BAA/ARRA

Contact your local RSO or
Sales Rep. for ordering details

Product identification

CS210-B500.P6.SAT.626



Finish codes and descriptions

BHMA code	Description
605 (US 3)	Bright Brass
609 (US 5)	Antique Brass
619 (US 15)	Satin Nickel
622 (US 19)	Matte Black
625 (US 26)	Bright Chrome
626 (US 26D)	Satin Chrome
643e (US 11)	Aged Bronze

Standard features



Certification	ANSI/BHMA Certified A156.12-2013, Grade 2, UL listed for 3-hour fire door With SFIC interchangeable core cylinders: Grade 3 Security
Deadbolt	1 x 2-1/4", dual option faceplate, (square corner standard, round corner included in package), 1" housing diameter, 1" throw
Latch	1" x 2-1/4" dual option faceplate (square corner standard, round corner included in package). 1" edge bore required
Strikes	1-1/8" x 2-3/4", Square corner (deadbolt) and 1-5/8" x 2-1/4", Square corner, full lip, no box, 1-5/8" x 2-1/4" (Deadlatch)
Backset	Adjustable backset, fits 2-3/8" or 2-3/4"
Cylinder(s)	6-pin, solid brass, keyed 6-pin, S123 keyway, keyed different (KD)
Door range	1-3/4" to 2" standard (1-3/8" available, must be specified)
Keys	Nickel silver cut keys, 6-pin, S123 section
Center to Center	Fits 4" or 5-1/2" (factory default) center to center door preps



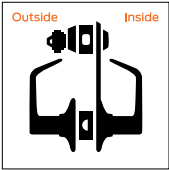
ANSI/BHMA Certified A156.12-2013, Grade 2, UL Listed for 3-hour fire door.

KEYED LOCKS


SCHLAGE ANSI

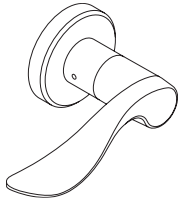
CS210 F95

Entrance, single locking
Deadbolt operated by key from outside or by turn unit from inside. Bolt automatically deadlocks when fully thrown. Latch retracted by lever from either side. Turning inside lever retracts deadbolt and latch simultaneously for immediate exit.




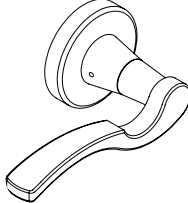
LEVER DESIGNS

ACCENT (ACC) 
Handing required



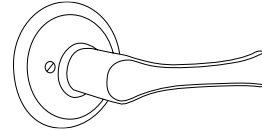
Available roses: Plymouth

AVANTI (AVA) 
Handing required



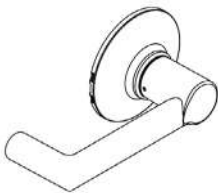
Available roses: Plymouth

AVILA (VLA)



Available roses: Plymouth

BOARDWALK (BRK)



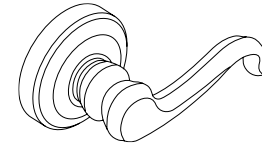
Available roses: Plymouth

BROADWAY (BRW)



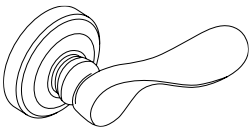
Available roses: Plymouth

CALLINGTON (CLT) 
Handing required



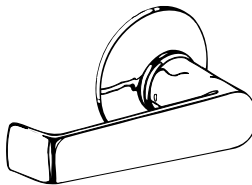
Available roses: Plymouth

CHAMPAGNE (CHP) 
Handing required



Available roses: Plymouth

ELAN (ELA)



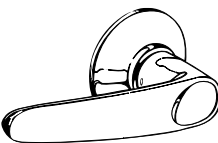
Available roses: Plymouth

FLAIR (FLA) 
Handing required



Available roses: Plymouth

JAZZ (JAZ)



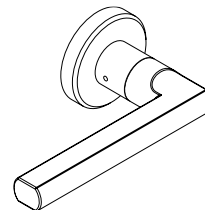
Available roses: Plymouth

JUPITER (JUP)



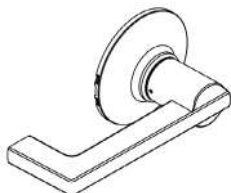
Available roses: Saturn

LATITUDE (LAT)



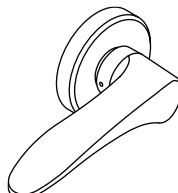
Available roses: Plymouth

LONGITUDE (LON)





Available roses: Plymouth

MANHATTAN (MNH) 
Handing required



Available roses: Plymouth

MERANO (MER) 
Handing required



Available roses: Plymouth

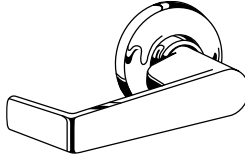
LEVER DESIGNS

NEPTUNE (NEP)



Available roses: Saturn

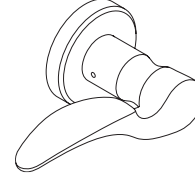
SATURN (SAT)



Available roses: Saturn

ST. ANNES (STA)

Handing required

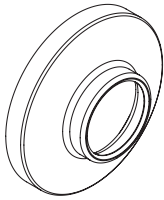


Available roses: Plymouth

ROSE AND ESCUTCHEON DESIGNS

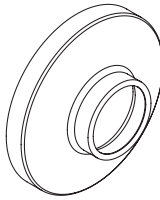
SATURN - INSIDE/OUTSIDE ROSE

2-1/2" (63.5 mm) diameter

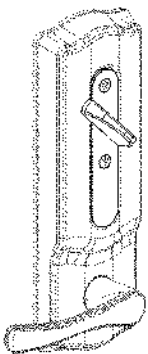


PLYMOUTH - OUTSIDE ROSE

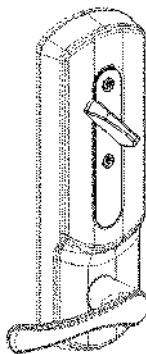
2-1/2" (63.5 mm) diameter



CAMELOT (CAM)



PLYMOUTH (PLY)





FINISH AVAILABILITY

	Bright Brass (605)	Satin Brass (606)	Antique Brass (609)	Satin Bronze (612)	Oil Rubbed Bronze (613)	Satin Nickel (619)	Matte Black (622)	Bright Chrome (625)	Satin Chrome (626)	Bright Stainless Steel (629)	Satin Stainless Steel (630)	Aged Bronze (643e)	Satin Chrome, Antimicrobial (626AM)	Satin Stainless Steel, Antimicrobial (630AM)
INTERCONNECT LOCK														
CS210 Series	605	-	609	-	-	619	622	625	626	-	-	643e	-	-
CYLINDER FINISHES														
Complete lock finish	605	-	609	-	-	619	622	625	626	-	-	643E	-	-
Coordinating conventional cylinder														
Plug component	606	-	606	-	-	626	622	626	626	-	-	522	-	-
Housing faceplate component	605	-	609	-	-	619	622	625	626	-	-	316	-	-
Rings	605	-	609	-	-	619	622	625	626	-	-	316	-	-
Coordinating FSIC/SFIC cylinder														
Plug (lower) component	606	-	606	-	-	626	622	626	626	-	-	522	-	-
Core face (upper) component	606	-	606	-	-	626	622	626	626	-	-	522	-	-
Housing faceplate component	605	-	609	-	-	619	622	625	626	-	-	316	-	-
Rings	605	-	609	-	-	619	622	625	626	-	-	316	-	-

522 is a simulated 613 finish; 316 is a simulated 643e finish

You can **configure and price a full range of products** using the tables and rules shown in this section.

The pricing of locks in this section includes the P6 cylinder (where applicable), default spring latch, default deadbolt, strike and a 1-3/4" thick door. Additional modifications are available using the rules and price adjustments on the subsequent pages.

How to order:

- All applicable product attributes must be provided in the order shown below
- Each value must separated by a period
- If requesting a product "Less (LLL)" any attribute, the entire detailed ACN must be provided
- Fractions will be written with the "/" symbol separating the numerator and the denominator (example 1/2)
- For dimensions that contain a whole number and a fraction, a hyphen "-" will be added after the whole number and before the fraction (example 2-1/2)
- For two dimensions represented together, such as length and width, the values would be separated by an "x" with no spaces
- Finishes should be listed using their BHMA finish as shown in this book

Line item number	Quantity	Brand	Required for all lock orders					Inside lever	Inside escutcheon	Inside finish	Handing	Latch	Strike	Options			Keying		
			Series + Function	Cylinder type	Outside lever	Outside finish	Box for ANSI Strike							Pack cylinders loose	Buy America Act compliant	Keying code	Keyway	Pack keys independently	
	1	2	3	4	5	6	7	8	9	10	11	12A	12B	12C	13A	13B	13C		

If ordering a product “Less (LLL)” any attribute, values for each attribute must be provided.

Specify only if different than outside style

Specify only if different than outside style

Only required when deviating from the product’s default. Specify only the deviated attribute(s).

Only required when deviating from the product’s default. Specify only the deviated attribute(s).

EXAMPLE:

CS210-B500 . P6 . LAT . 622 . PLY . 10-109

2 3 4 5 7 11

Selected strike is different than the default strike



COMPLETE LOCKS			LEVERS					
<p> Denotes a product that requires handing to be specified</p> <p>Split finishes and designs will be priced at the highest list price of the design and/or finish.</p>			ACC	AVA	BRK	ACC	AVA	BRK
			BRW	CHP	CLT	BRW	CHP	CLT
			ELA	FLA	JAZ	ELA	FLA	JAZ
			JUP	LAT	LON	JUP	LAT	LON
			MER	MNH	NEP	MER	MNH	NEP
			SAT	STA	VLA	SAT	STA	VLA
			FINISHES					
			626			605	609	
						619	622	
						625	643e	
CS210-B60	P6	Entrance, single locking, with residential spin ring		\$567		\$579		
CS210-B500	P6	Entrance, single locking, with commercial spin ring		\$567		\$579		

Extended lead time



COMPLETE LOCKS

CYLINDER ADJUSTMENTS

Keyed locks above are priced including the P6 cylinder with open keyway. Provided below are pricing adjustments based on other available cylinder types. For Primus and Primus XP cylinders, order lock less cylinder and order the Primus or Primus XP cylinder separately.

For complete details on cylinders, tailpieces, keying and keys, including cylinders sold separate, see the [Cylinders](#) and [Keys](#) sections at the back of this book.

CYLINDER ADJUSTMENTS			
Restricted keyways include: Everest 29 R and T keyways, Everest B and D keyways and Classic (Reverse/Quad/Numbered) keyways			
Description	Specify	Single cylinder function Price adjustment	
		Open	Restricted
Conventional 6-pin cylinder	P6	\$0.00	\$27.00
Conventional 5-pin cylinder	P	\$0.00	\$27.00
Everest SL Conventional Cylinder, 7 pin	Z	N/A	\$27.00
Less conventional cylinder	L	-\$87.00	
Conventional Primus/Primus XP cylinder	Order separately (Restricted keyways only, see Cylinders section)		
FSIC (Full size interchangeable core)	R	\$44.00	\$71.00
FSIC – Construction Core	T	\$44.00	N/A
Everest SL - FSIC, 7-pin	M	N/A	\$71.00
Less FSIC	J	-\$55.00	
Full size interchangeable Primus/Primus XP core	Order separately (Restricted keyways only, see Cylinders section)		
SFIC (Small format interchangeable core) 7-pin	G	N/A	\$113.00
Refundable Construction SFIC	H	\$60.00	N/A
Disposable Construction SFIC	BDC	\$0.00	N/A
Less SFIC	B	\$0.00	

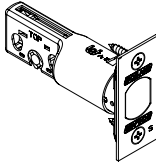
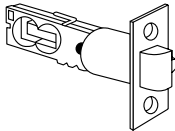
Construction cores (T and H) have an additional handling charge 50-231



COMPLETE LOCKS

LATCHES

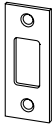
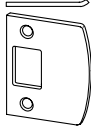
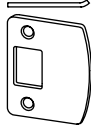
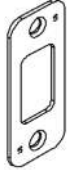
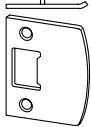
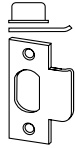
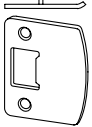
Specify on order only if requesting an option other than the default

DEADBOLT		DEADLATCH				
12-340		16-260				
						
DEADBOLT/DEADLATCH						
Deadbolt	Deadlatch	Faceplate description	Backset	Housing diameter	Specify combo part number	Price adjustment
12-340	16-260	Dual option, 1" x 2-1/4", standard (square corner standard, round corner included in the package)	2-3/8" or 2-3/4"	1"	12-339	\$0.00

COMPLETE LOCKS

STRIKES

Specify on order only if requesting an option other than the default

DEADBOLT STRIKES				DEADLATCH STRIKES		
10-094	10-095	10-092	10-116	10-026	10-001	10-027
						

DEADBOLT STRIKES				
Default	Description	Default lip length for doors up to 1-3/4" thick	Specify	Price adjustment
▪	Square corner, 1-1/8" x 2-3/4"	-	10-094	\$0.00
	1/4" Square corner, full lip, no box, 1-5/8" x 2-1/4"	1-1/8"	10-095	\$0.00
	1/4" Radius round corner, full lip, no box, 1-5/8" x 2-1/4"	1-1/8"	10-092	\$0.00
	Round corner strike, no lip, 1-1/8" x 2-3/4"	-	10-116	\$0.00
DEADLATCH STRIKES				
Default	Description	Default lip length for doors up to 1-3/4" thick	Specify	Price adjustment
▪	Square corner, full lip, no box, 1-5/8" x 2-1/4"	1-1/8"	10-026	\$0.00
	Square corner, T-strike, box, 1-1/8" x 2-3/4"	1-1/8"	10-001	\$0.00
	1/4" Radius round corner, full lip, no box, 1-5/8" x 2-1/4"	1-1/8"	10-027	\$0.00

STRIKE COMBINATIONS				
Default	Deadbolt strike	Deadlatch strike	Specify combo part number	Price adjustment
▪	10-094	10-026	10-121	\$0.00
	10-094	10-001	10-109	\$0.00
	10-116	10-027	10-122	\$0.00
	10-092	10-027	10-123	\$0.00
	10-095	10-026	10-124	\$0.00



COMPLETE LOCKS

OPTIONS

BOX FOR ANSI STRIKE		
Description	Specify	Price adjustment
Plastic dust box for ANSI strike, must be specified	K510-066	\$0.00
PACK CYLINDERS LOOSE		
Description	Specify	Price adjustment
Pack cylinders loose in box	PCL	\$0.00
BUY AMERICA ACT		
Description	Specify	Price adjustment
Buy America Act Compliant	BAA	\$25.00

Extended lead time

COMPLETE LOCKS

LESS COMPONENTS

Deductions are applied to complete lock prices. When requesting a product "Less (LLL)" any attribute, the entire detailed ACN must be provided.

LOCKS LESS COMPONENTS		
Description	Specify	Price adjustment
Less deadbolt strike	LLL	\$0.00
Less deadlatch strike	LLL	\$0.00
Less both levers	LLL	-\$8.40

COMPLETE LOCKS

KEYING

Specify on order only if requesting an option other than the default. Control keys are not furnished with locks and must be purchased separately. See [Keys section](#) at the back of this book.

For complete details on cylinders, tailpieces, keying and keys, see the [Cylinders](#) and [Keys](#) sections at the back of this book.

KEYING		Default	Optional	Default	Optional	Default	Optional	Default	Optional	Default	Optional	Default	Optional	Default	Optional
Specify	Description	P6	P	Z	R	T	M	G	H						
KD	Keyed different	▪	▪												
KA-0BIT	Keyed alike 0 bitted		▪	▪											
KA-1BIT	Keyed alike 1 bitted				▪										
KAGRP	Keyed alike by group		▪	▪											
KAQTY	Keyed alike by qty		▪	▪											
KEYSPECIFIC	Keyed alike to specific combination		▪	▪											
MK	Master keyed		▪	▪	▪		▪	▪							
SPLIT	Split key construction keyed		▪												
RCK	Lost ball construction keyed			▪											
RMK	Residential master keyed			▪											
RCK/RMK	Lost ball construction keyed and res. master keyed			▪											
ICC	FSIC construction keyed, (default)					▪									
ICA	FSIC construction keyed, (if specified)						▪								
ICB	FSIC construction keyed, (if specified)						▪								
BRN	SFIC construction keyed, Brown (default)												▪		
GRN	SFIC construction keyed, Green (if specified)													▪	

KEYWAY											
Specify keyway	Keyway family	Default keyway		P6	P	Z	R	T	M	G	H
		Non-masterkeyed	Masterkeyed								
[]	Everest 29 S (Open) Default if not specified	S123	S145	▪			▪				
[]	Obverse (Open)	C	E	▪	▪		▪	▪			
[]	Everest C (Open)	C123	C145	▪			▪				
[]	Everest D (Restricted)	D123	D145	▪			▪				
[]	Everest 29 T (Restricted)	T123	T145	▪			▪				
[]	Quad (Restricted)	Customer directed		▪			▪				
[]	Numbered (Restricted)	Customer directed		▪			▪				
[]	Reverse (Restricted)	Customer directed		▪			▪				
[]	Everest B (Restricted)	N/A	B125			▪			▪	▪	
[]	Everest 29 R (Restricted)	N/A	R125			▪			▪	▪	

For a complete list of keying related charges, see the [Cylinders](#) and [Keys](#) sections at the back of this book.
Keys must be ordered separately for all construction keyed options.

PARTS

DEADBOLTS		Available finishes													
		605	606	609	612	613	619	622	625	626	629	630	643e	626AM	630AM
		▪	N/A	N/A	N/A	N/A	▪	▪	▪	▪	N/A	N/A	▪	N/A	N/A
Specify		Description									Backset		Price each		
Part number	Finish														
12-340	. [Finish]	1" x 2-1/4" square corner; 1"x 2-1/4" round corner, also included									2-3/8" or 2-3/4"		\$57.90		
12-291	. [Finish]	Square corner, 1-1/8" x 2-1/4"									2-3/8" or 2-3/4"		\$57.90		
12-633	. [Finish]	Square corner, 1-1/8" x 2-1/4"									5"		\$127.00		

DEADLATCHES		Available finishes													
		605	606	609	612	613	619	622	625	626	629	630	643e	626AM	630AM
		▪	N/A	N/A	N/A	N/A	▪	▪	▪	▪	N/A	N/A	▪	N/A	N/A
Specify		Description									Backset		Price each		
Part number	Finish														
16-260	[Finish]	1" x 2-1/4" square corner; 1"x 2-1/4" round corner, also included									2-3/8" or 2-3/4"		\$51.40		
16-228	[Finish]	Square corner, 1-1/8" x 2-1/4"									2-3/8" or 2-3/4"		\$49.60		
16-132	[Finish]	Square corner, 1-1/8" x 2-1/4"									5"		\$64.20		

DEADBOLT/DEADLATCH COMBINATIONS		Available finishes													
		605	606	609	612	613	619	622	625	626	629	630	643e	626AM	630AM
		▪	N/A	N/A	N/A	N/A	▪	▪	▪	▪	N/A	N/A	▪	N/A	N/A
Specify		Description				Backset		Deadbolt		Deadlatch		Price each			
Part number	Finish														
12-339	[Finish]	Dual Option, 1" x 2-1/4"				2-3/8" or 2-3/4"		12-340		16-260		\$109.00			
16-483	[Finish]	Square corner, 1-1/8" x 2-1/4"				2-3/8" or 2-3/4"		12-291		16-228		\$108.00			
16-484	[Finish]	Square corner, 1" x 2-1/4"				5"		12-633		16-132		\$191.00			

DEADBOLT STRIKES		Available finishes													
		605	606	609	612	613	619	622	625	626	629	630	643e	626AM	630AM
		▪	N/A	N/A	N/A	N/A	▪	▪	▪	▪	N/A	N/A	▪	N/A	N/A
Specify	Description											Lip length	Price each		
Part number	Finish														
10-094	[Finish]	Square corner, 1-1/8" x 2-3/4"											-	\$16.30	
10-092	[Finish]	1/4" Radius round corner, full lip, no box, 1 -5/8" x 2-1/4"											1-1/8"	\$10.50	
10-095	[Finish]	Square corner, full lip, no box, 1-5/8" x 2-1/4"											1-1/8"	\$10.50	
10-116		Round corner strike, no lip, 1-1/8" X 2-3/4"											-	\$18.10	
37-016		Strike reinforce, use with 10-094 and 10-116											-	\$21.60	

PARTS

DEADLATCH STRIKES		Available finishes													
		605	606	609	612	613	619	622	625	626	629	630	643e	626AM	630AM
		▪	N/A	N/A	N/A	N/A	▪	▪	▪	▪	N/A	N/A	▪	N/A	N/A
Specify		Description										Lip length		Price each	
Part number	Finish														
10-001	[Finish]	Square corner, T-strike, box, 1-1/8" x 2-3/4"										-		\$8.70	
10-026	[Finish]	Square corner, full lip, no box, 1-5/8" x 2-1/4"										1-1/8"		\$10.20	
10-027	[Finish]	1/4" Radius round corner, full lip, no box, 1-5/8" x 2-1/4"										1-1/8"		\$10.20	

DEADBOLT/DEADLATCH STRIKE COMBINATIONS		Available finishes													
		605	606	609	612	613	619	622	625	626	629	630	643e	626AM	630AM
		▪	N/A	N/A	N/A	N/A	▪	▪	▪	▪	N/A	N/A	▪	N/A	N/A
Specify		Deadbolt strike					Deadlatch strike					Price each			
Part number	Finish														
10-109	.[Finish]	10-094					10-001, 1-1/8" lip					\$25.00			
10-121	.[Finish]	10-094					10-026					\$26.20			
10-122	.[Finish]	10-116					10-027					\$28.60			
10-123	.[Finish]	10-092					10-027					\$20.70			
10-124	.[Finish]	10-095					10-026					\$20.70			

FINISHED TRIM SUB-ASSEMBLIES/COMPONENTS			Available finishes													
			605	606	609	612	613	619	622	625	626	629	630	643e	626AM	630AM
			▪	N/A	N/A	N/A	N/A	▪	▪	▪	▪	N/A	N/A	▪	N/A	N/A
Specify			Description												Price each	
Part number	Rose	Finish														
S206-501		.[Finish]	Assembly, cylinder, DB, OUTSIDE, CS200, -B500												\$82.60	
S206-516		.[Finish]	Assembly, housing, cylinder, IC, THIN DOOR, CS200, -B500												\$324.00	
S206-515		.[Finish]	Assembly, housing, cylinder, IC, CS200, -B500												\$298.00	
S206-518		.[Finish]	Assembly, housing, cylinder, SFIC, THIN DOOR, CS200, -B500												\$207.00	
S206-517		.[Finish]	Assembly, housing, cylinder, SFIC, CS200, -B500												\$179.00	
S206-523			Assembly, outside cylinder housing, SFIC, CS200, -B60												\$159.00	
08-029 ¹	.SAT	.[Finish]	Saturn rose for Saturn, Neptune and Jupiter levers (snap on only)												\$17.80	
08-029 ¹	.PLY	.[Finish]	Plymouth rose for Accent, Avanti, Avila, Callington, Champagne, Elan, Flair, Jazz, Jupiter, Latitude, Manhattan, Merano and St. Annes levers												\$17.80	
B300-057			Assembly, outside cylinder housing, FSIC CS200, -B60												\$159.00	
B300-058			Assembly, outside cylinder housing, CS200, -B60												\$159.00	
F506-864		.[Finish]	Escutcheon CAM PLY												\$130.00	
F206-493		.[Finish]	Plate, escutcheon assembly												\$65.70	
06-242 ¹		.[Finish]	Kit, levers												\$80.60	
The CS200 product line transitioned from crimp-on roses (not removable to snap on roses (removable) in August 2015. The rose/lever combination needs to be considered for changing levers for locks with crimp-on roses. Snap-on roses can be identified by retention dimples at the base of the rose. If not compatible, an outside chassis with a crimp-on rose can be updated with the following items:																
- 06-242 Kit, levers																
- 08-029 Rose SAT PLY (snap on)																
- A501-945 Ring reinforcing rose																
- F206-496 Outside chassis assembly, interconnect																

PARTS

MISCELLANEOUS SUBASSEMBLIES/COMPONENTS		
Specify	Description	Price each
S206-502	Interconnect assembly, mechanical	\$136.00
F206-494	Inside chassis assembly, interconnect	\$51.90
F206-496	Outside chassis assy, interconnect	\$48.60
A501-945	Ring reinf rose, LUN-ORB-TUL	\$0.70
F506-878	Driver bar	\$4.60
F506-867	Handing Plate	\$4.30

SCREW/SCREW PACKS		Available finishes													
		605	606	609	612	613	619	622	625	626	629	630	643e	626AM	630AM
		▪	N/A	N/A	N/A	N/A	▪	▪	▪	▪	N/A	N/A	▪	N/A	N/A
Specify		Description									Contents		Price each		
Part number	Finish														
B202-578	.[Finish]	Latch and strike, wood screw									(4) C603-897		\$11.30		
S206-504	.[Finish]	Chassis and trim									(2) B600-101 (2) B520-621 (2) F506-278		\$9.00		
S206-505		Chassis and trim, thick door									(2) B600-10 (2) B520-621 (2) F506-278		\$9.00		
B502-873		Screw, reinf. strike - order in multiples of 100									-		\$0.78		

CYLINDERS AND KEYS

Cylinders and keys sold separate can be found in the [Cylinders](#) and [Keys](#) sections at the back of this book.



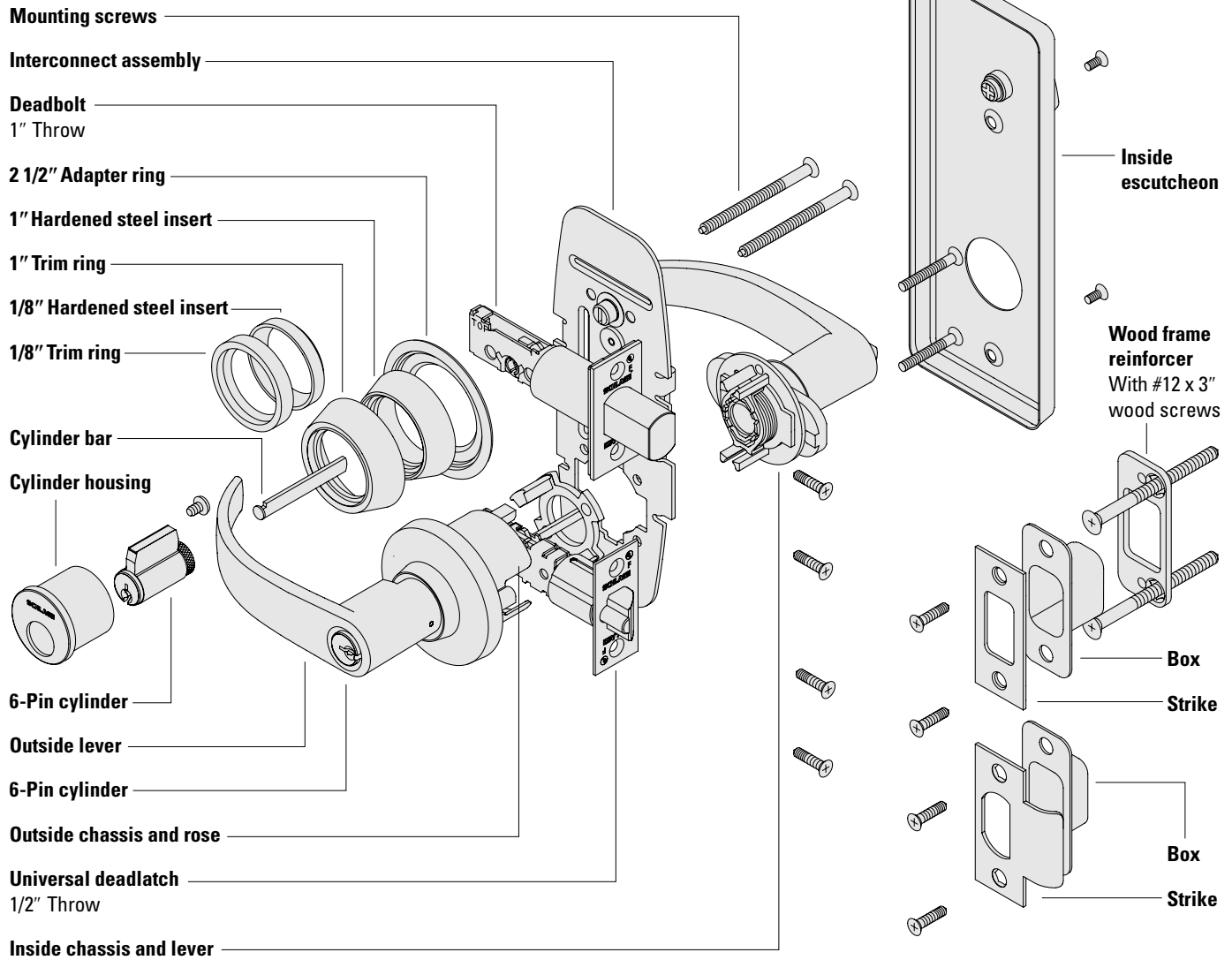
CS210 SERIES

S200 SERIES

this page intentionally blank

S200 SERIES

Interconnect lock



How to order

To order products, attribute values should be provided in the sequence shown below. Each value should be separated by a period.

Line item number	Quantity	Brand	Required for all lock orders										Options		Keying		
			Series + Function	Cylinder type (keyed functions only)	Outside lever	Outside finish							Pack cylinders loose	Buy America Act compliant	Keying code	Keyway	Pack keys independently
		1	2	3	4	5	6	7	8	9	10	11A	11B	12A	12B	12C	

Specifying dimensions:

Dimensions should be provided with the whole number followed by a dash and then the fraction of an inch. Example: 1-3/4.

Line item number

Quantity

- 1 **Brand:** Required only when specifying a product Less (LLL) any attribute.
- 2 **Series+Function:** Series combined with function.
- 3 **Cylinder type:** Specify cylinder code for keyed functions.
- 4 **Outside lever:** Required for all orders.
- 5 **Outside finish:** Required for all orders.
- 6 **Inside lever:** Specify only if different from the outside lever or if specifying a product Less (LLL) any attribute.
- 7 **Inside finish:** Specify only if different from the outside finish or if specifying a product Less (LLL) any attribute.
- 8 **Handing:** Required for select lever designs.
- 9 **Latch:** Leave blank to received default latch. Specify part number if non-default latch is required or if specifying a product Less (LLL) any attribute.
- 10 **Strike:** Leave blank to received default strike. Specify part number if non-default strike is required or if specifying a product Less (LLL) any attribute.
- 11A-B **Options:** Specify any desired options.
- 12A **Keying code:** Default keying code is dictated by the selected cylinder type. Leave blank for to receive the default keying code or specify for any other keying code. If ordering a product less any lock attribute, keying code must be specified.
- 12B **Keyway:** Default way is dictated by the selected cylinder type. Leave blank for to receive the default keyway or specify to order any other keyway. If ordering a product less any lock attribute, keying code must be specified.
- 12C **Pack keys independently:** Specify only when requesting that keys be packed independently.

Contents

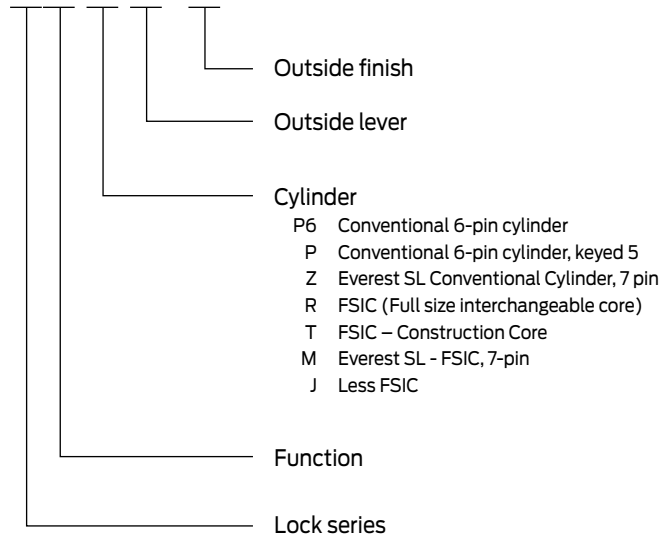
S200 Series Overview	285
S200 Series Functions	289
S200 Series Styles	290
S200 Series Configure a product	293
Cylinder adjustments	295
Latches	296
Strikes	297
Options	298
Less components	298
Keying	299
Levers and Related Parts	300
Escutcheons	300
Trim Combinations	300
Deadbolts	300
S200 Series Parts	300
Deadlatches	301
Deadbolt/Deadlatch Combinations	301
Deadbolt Strikes	301
Latch Strikes	302
Deadbolt/latch Strike Combinations	302
Miscellaneous Parts/Adapters	302
Screws	302
Screw Packs	303
Torx Screw Packs	303

BAA/ARRA

Contact your local RSO or
Sales Rep. for ordering details

Product identification

S251.P6.SAT.626



Finish codes and descriptions

BHMA code		Description
605	(US 3)	Bright Brass
606	(US 4)	Satin Brass
609	(US 5)	Antique Brass
613	(US 10B)	Oil Rubbed Bronze
619	(US 15)	Satin Nickel
625	(US 26)	Bright Chrome
626	(US 26D)	Satin Chrome

Standard features



Certification	UL Listed for 3-hour fire door
Deadbolt	1 x 2-1/4", Square corner faceplate, 1" housing diameter, 1" throw
Deadlatch	1 x 2-1/4", Square corner faceplate, 1" housing diameter, 1/2" throw
Strikes	1-1/8" x 2-3/4", Square corner, box (deadbolt) and 1-1/8" x 2-3/4", Square corner, T-strike, box (deadlatch)
Reinforcement	Metal dust box reinforcer with two 3" screws
Backset	Adjustable for 2-3/8" or 2-3/4"
Cylinder(s)	6-Pin upper cylinder and 6-pin lower cylinder, solid brass, keyed 6-pin, S123 keyway, keyed different (KD) – upper and lower cylinders are keyed alike
Door range	1-3/8" – 2"
Keys	Two nickel silver cut keys per lock, 6-pin, S123 section



this page intentionally blank

UL Listed for 3-hour fire door.

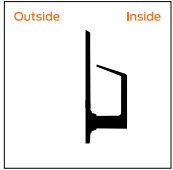
NON-KEYED LOCKS

SCHLAGE ANSI

S290 F75

Single dummy trim

Dummy trim for inside of door. Used for door pull or as matching inactive trim.



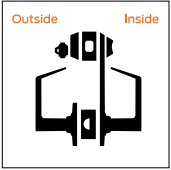
KEYED LOCKS

SCHLAGE ANSI

S210 F95

Entrance, single locking

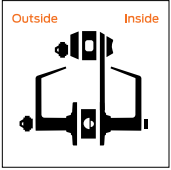
Deadbolt operated by key from outside or by turn unit from inside. Bolt automatically deadlocks when fully thrown. Latch retracted by lever from either side. Turning inside lever retracts deadbolt and latch simultaneously for immediate exit.



S251 F97

Entrance, double locking

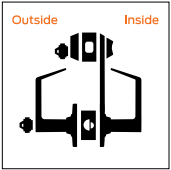
Deadbolt operated by key from outside or by turn unit from inside. Bolt automatically deadlocks when fully thrown. Outside lever unlocked by key from outside when locked by turn button in inside lever. Turning inside lever retracts deadbolt and latch simultaneously for immediate exit. Latch automatically deadlocks when door is closed. Turn button is not ADA compliant.



S270

Classroom lock

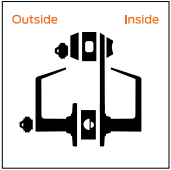
Deadbolt operated by key from outside or by turn unit from inside. Bolt automatically deadlocks when fully thrown. Outside lever is locked and unlocked by key from outside. Turning inside lever retracts deadbolt and latch simultaneously for immediate exit. Latch automatically deadlocks when door is closed.



S280 F98


Storeroom lock

Deadbolt operated by key from outside or by turn unit from inside. Bolt automatically deadlocks when fully thrown. Outside lever fixed when locked. Entrance by key unlocking lever for access. Turning inside lever retracts deadbolt and latch simultaneously for immediate exit. Latch automatically deadlocks when door is closed.





LEVER DESIGNS

FLAIR (FLA) 
Handing required



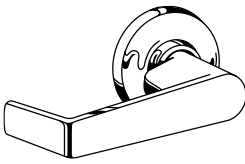
JUPITER (JUP)



NEPTUNE (NEP)

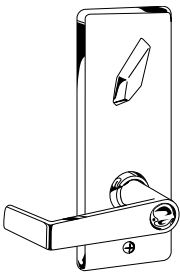


SATURN (SAT)



ESCUTCHEON DESIGNS

SATURN (SAT)
Used with NEP, SAT and JUP levers



FLAIR (FLA)
Used with FLA lever





FINISH AVAILABILITY

	Bright Brass (605)	Satin Brass (606)	Antique Brass (609)	Satin Bronze (612)	Oil Rubbed Bronze (613)	Satin Nickel (619)	Matte Black (622)	Bright Chrome (625)	Satin Chrome (626)	Bright Stainless Steel (629)	Satin Stainless Steel (630)	Aged Bronze (643e)	Satin Chrome, Antimicrobial (626AM)	Satin Stainless Steel, Antimicrobial (630AM)
INTERCONNECT LOCK														
S220 Series	605	606	609	-	613	619	-	625	626	-	-	-	-	-
CYLINDER FINISHES														
Complete lock finish	605	606	609	-	613	619	622	625	626	-	-	-	-	-
Coordinating conventional cylinder														
Plug component	606	606	606	-	522	626	622	626	626	-	-	-	-	-
Housing faceplate component	605	606	609	-	613	619	622	625	626	-	-	-	-	-
Rings	605	606	609	-	613	619	622	625	626	-	-	-	-	-
Coordinating FSIC/SFIC cylinder														
Plug (lower) component	606	606	606	-	522	626	622	626	626	-	-	-	-	-
Core face (upper) component	606	606	606	-	522	626	622	626	626	-	-	-	-	-
Housing faceplate component	605	606	609	-	613	619	622	625	626	-	-	-	-	-
Rings	605	606	609	-	613	619	622	625	626	-	-	-	-	-

522 is a simulated 613 finish



this page intentionally blank

You can **configure and price a full range of products** using the tables and rules shown in this section.

The pricing of locks in this section includes the P6 cylinder (where applicable), default latch, strike and a 1-3/4" thick door. Additional modifications are available using the rules and price adjustments on the subsequent pages.

How to order:

- All applicable product attributes must be provided in the order shown below
- Each value must separated by a period
- If requesting a product "Less (LLL)" any attribute, the entire detailed ACN must be provided
- Fractions will be written with the "/" symbol separating the numerator and the denominator (example 1/2)
- For dimensions that contain a whole number and a fraction, a hyphen "-" will be added after the whole number and before the fraction (example 2-1/2)
- For two dimensions represented together, such as length and width, the values would be separated by an "x" with no spaces
- Finishes should be listed using their BHMA finish as shown in this book

					Required for all lock orders									
Brand	Series + Function	Cylinder type (keyed functions only)	Outside lever	Outside finish	Inside lever	Inside finish	Handing	Latch	Strike	Options		Keying		
										Pack cylinders loose	Buy America Act compliant	Keying code	Keyway	Pack keys independently
1	2	3	4	5	6	7	8	9	10	11A	11B	12A	12B	12C

If ordering a product "Less (LLL)" any attribute, values for each attribute must be provided.

Specify only if different than outside style

Only required when deviating from the product's default. Specify only the deviated attribute(s).






Only required when deviating from the product's default. Specify only the deviated attribute(s).


EXAMPLE:

S270 . P6 . SAT . 626 . 10-257
 | | | | |
 2 3 4 5 10

Selected strike is different than the default strike



COMPLETE LOCKS			LEVERS		
 Denotes a product that requires handing to be specified Split finishes and designs will be priced at the highest list price of the design and/or finish.			FLA 	FLA 	FLA 
			JUP	JUP	JUP
			NEP	NEP	NEP
			SAT	SAT	SAT
			FINISHES		
		626	605 606 609 	619 625	613
SERIES + FUNCTION	CYL	DESCRIPTION			
NON-KEYED FUNCTIONS					
S290		Single dummy trim	\$447	\$453	\$462
KEYED, SINGLE CYLINDER FUNCTIONS					
S210	P6	Entrance, single locking	\$703	\$715	\$733
KEYED, DOUBLE CYLINDER FUNCTIONS					
S251	P6	Entrance, double locking	\$919	\$931	\$949
S270	P6	Classroom Lock	\$919	\$931	\$949
S280	P6	Storeroom Lock	\$919	\$931	\$949

 Extended lead time

COMPLETE LOCKS

CYLINDER ADJUSTMENTS

Keyed locks on the previous pages are priced including the P6 cylinder with open keyway. Provided below are pricing adjustments based on other available cylinder types. For Primus and Primus XP cylinders, order lock less cylinder and order the Primus or Primus XP cylinder separately.

For complete details on cylinders, tailpieces, keying and keys, including cylinders sold separate, see the [Cylinders](#) and [Keys](#) sections at the back of this book.

CYLINDER ADJUSTMENTS					
Restricted keyways include: Everest 29 R and T keyways, Everest B and D keyways and Classic (Reverse/Quad/Numbered) keyways					
Description	Specify	Single cylinder function Price adjustment		Double cylinder function Price adjustment	
		Open	Restricted	Open	Restricted
Conventional 6-pin cylinder	P6	\$0.00	\$27.00	\$0.00	\$54.00
Conventional 6-pin cylinder, keyed 5	P	\$0.00	\$27.00	\$0.00	\$54.00
Everest SL Conventional Cylinder, 7 pin	Z	N/A	\$27.00	N/A	\$54.00
Less conventional cylinder	L	-\$87.00		-\$174.00	
Conventional Primus/Primus XP cylinder	Order separately (Restricted keyways only, see Cylinders section)				
FSIC (Full size interchangeable core)	R	\$44.00	\$71.00	\$88.00	\$142.00
FSIC – Construction Core	T	\$44.00	N/A	\$88.00	N/A
Everest SL - FSIC, 7-pin	M	N/A	\$71.00	N/A	\$142.00
Less FSIC	J	-\$55.00		-\$110.00	
Full size interchangeable Primus/Primus XP core	Order separately (Restricted keyways only, see Cylinders section)				

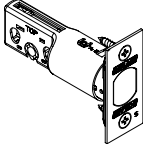
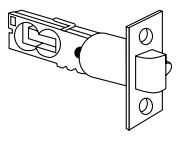
ⓘ Extended lead time

Construction cores (T) have an additional handling charge 50-231

COMPLETE LOCKS

LATCHES

Specify on order only if requesting an option other than the default

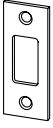
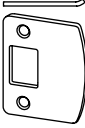
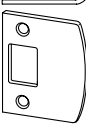

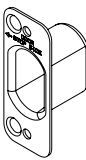

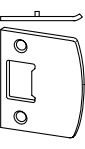
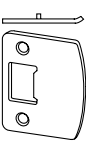

DEADBOLT	LATCH
12-288	16-480
	

DEADBOLT/LATCHES							
Default	Deadbolt	Deadlatch	Faceplate description	Backset	Housing diameter	Specify combo part number	Price adjustment
▪	12-288	16-480	Square corner, 1" x 2-1/4"	2-3/8" or 2-3/4"	1"	16-481	\$0.00
	12-289	16-204	Round corner, 1" x 2-1/4"	2-3/8" or 2-3/4"	1"	16-482	\$0.00
	12-291	16-228	Square corner, 1-1/8" x 2-1/4"	2-3/8" or 2-3/4"	1"	16-483	\$0.00
	12-633	16-132	Deadbolt: Square corner, 1-1/8" x 2-1/4" Deadlatch: Square corner, 1" x 2-1/4" (Includes G506-815 housing sleeve for latch and bolt for 1-1/8" preparation)	5"	1"	16-484	\$47.60

COMPLETE LOCKS

STRIKES

Specify on order only if requesting an option other than the default

DEADBOLT STRIKES				
10-094 	10-092 	10-095 	10-064 	10-112 
LATCH STRIKES				
10-001 	10-026 	10-027 	10-058 	
DEADBOLT STRIKES				
Default	Description	Default lip length for doors up to 2" thick	Specify	Price adjustment
▪	Square corner, 1-1/8" x 2-3/4"	-	10-094	\$0.00
	1/4" Radius round corner, full lip, no box, 1-5/8" x 2-1/4"	1-1/8"	10-092	\$0.00
	Round corner strike, full lip, 1-1/8" x 2-3/4"	1-1/8"	10-095	\$0.00
	Circular drive-in, thimble strike, 1-3/16" diameter, 494 (626 only)	-	10-064	\$0.00
LATCH STRIKES				
Default	Description	Default lip length for doors up to 2" thick	Specify	Price adjustment
▪	Square corner, T-strike, box, 1-1/8" x 2-3/4"	1-1/8"	10-001	\$0.00
	Square corner, full lip, no box, 1-5/8" x 2-1/4"	1-1/8"	10-026	\$0.00
	1/4" Radius round corner, full lip, no box, 1-5/8" x 2-1/4"	1-1/8"	10-027	\$0.00
	Circular, adjustable, 1-3/4" diameter (605 and 626 only)	1-7/32"	10-058	\$0.00
STRIKE COMBINATIONS				
Default	Deadbolt strike	Latch strike	Specify combo part number	Price adjustment
▪	10-094	10-001, 1-1/8" Lip	10-109	\$0.00
	10-064	10-001, 1-1/8" Lip	10-251	\$0.00
	10-094	10-026	10-110	\$0.00
	10-064	10-026	10-253	\$0.00
	10-094	10-027	10-111	\$0.00
	10-064	10-027	10-256	\$0.00
	10-092	10-027	10-257	\$0.00
	10-064	10-058	10-258	\$0.00
	10-095	10-026	10-259	\$0.00



COMPLETE LOCKS

OPTIONS

PACK CYLINDERS LOOSE		
Description	Specify	Price adjustment
Pack cylinders loose in box	PCL	\$0.00
BUY AMERICA ACT		
Buy America Act Compliant	BAA	\$25.00

ⓘ Extended lead time

COMPLETE LOCKS

LESS COMPONENTS

Deductions are applied to complete lock prices. When requesting a product “Less (LLL)” any attribute, the entire detailed ACN must be provided.

LOCKS LESS COMPONENTS		
Description	Specify	Price adjustment
Less deadbolt	LLL	-\$30.80
Less deadlatch	LLL	-\$34.70
Less deadbolt strike	LLL	-\$3.90
Less latch strike	LLL	-\$7.70

COMPLETE LOCKS

KEYING

Specify on order only if requesting an option other than the default. Control keys are not furnished with locks and must be purchased separately. See [Keys section](#) at the back of this book.

For complete details on cylinders, tailpieces, keying and keys, see the [Cylinders](#) and [Keys](#) sections at the back of this book.

KEYING		Default	Optional	Default	Optional	Default	Optional	Default	Optional	Default	Optional	Default	Optional
Specify	Description	P6	P	Z	R	T	M						
KD	Keyed different	▪		▪			▪						
KA-OBIT	Keyed alike 0 bitted		▪		▪								
KA-IBIT	Keyed alike 1 bitted					▪							
KAGRP	Keyed alike by group		▪		▪			▪					
KAQTY	Keyed alike by qty		▪		▪								
KEYSPECIFIC	Keyed alike to specific combination		▪		▪			▪					
MK	Master keyed		▪		▪	▪		▪				▪	
SPLIT	Split key construction keyed		▪										
RCK	Lost ball construction keyed				▪								
RMK	Residential master keyed				▪								
RCK/RMK	Lost ball construction keyed and res. master keyed				▪								
ICC	FSIC construction keyed, (default)							▪					
ICA	FSIC construction keyed, (if specified)								▪				
ICB	FSIC construction keyed, (if specified)								▪				
BRN	SFIC construction keyed, Brown (default)												
GRN	SFIC construction keyed, Green (if specified)												

KEYWAY									
Specify keyway	Keyway family	Default keyway		P6	P	Z	R	T	M
		Non-masterkeyed	Masterkeyed						
[]	Everest 29 S (Open) Default if not specified	S123	S145	▪			▪		
[]	Obverse (Open)	C	E	▪	▪		▪	▪	
[]	Everest C (Open)	C123	C145	▪			▪		
[]	Everest D (Restricted)	D123	D145	▪			▪		
[]	Everest 29 T (Restricted)	T123	T145	▪			▪		
[]	Quad (Restricted)	Customer directed		▪			▪		
[]	Numbered (Restricted)	Customer directed		▪			▪		
[]	Reverse (Restricted)	Customer directed		▪			▪		
[]	Everest B (Restricted)	N/A	B125			▪			▪
[]	Everest 29 R (Restricted)	N/A	R125			▪			▪
[]	Best	A	N/A						

For a complete list of keying related charges, see the [Cylinders](#) and [Keys](#) sections at the back of this book.
Keys must be ordered separately for all construction keyed options.

PARTS

LEVERS AND RELATED PARTS			Available finishes											
			605	606	609	612	613	619	622	625	626	629	630	643e
			▪	▪	▪	N/A	▪	▪	N/A	▪	▪	N/A	N/A	N/A
Specify			Description											Price each
Part number	Lever design	Finish												
08-020	.[Lever]	.[Finish]	Lever - keyed, JUP NEP SAT IFLA											\$108.00
08-027	.[Lever]	.[Finish]	Lever - FSIC, JUP NEP SAT											\$108.00
08-030	.[Lever]	.[Finish]	Lever - FSIC, driver, retainer (converts PD to JD), JUP NEP SAT											\$131.00
S605-242	-	-	Full size core driver											\$13.20
S605-241	-	-	Full size core retainer											\$5.90
S605-194	-	-	Lever insert for FSIC											\$5.60

ESCUTCHEONS			Available finishes											
			605	606	609	612	613	619	622	625	626	629	630	643e
			▪	▪	▪	N/A	▪	▪	N/A	▪	▪	N/A	N/A	N/A
Specify			Description											Price each
Part number	Finish													
08-032	.[Finish]		Inside escutcheon assembly SAT FLA											\$160.00

TRIM COMBINATIONS			Available finishes											
			605	606	609	612	613	619	622	625	626	629	630	643e
			▪	▪	▪	N/A	▪	▪	N/A	▪	▪	N/A	N/A	N/A
Specify			Description											Price each
Part number	Lever design	Finish												
68-001	.[Lever]	.[Finish]	S210 - Outside chassis, rose and lever. Available lever styles: JUP, NEP, SAT, FLA											\$154.00
68-003	.[Lever]	.[Finish]	S251, S270 - Outside chassis and rose assembly for S251 and S270 functions. Lever not included. 68-003 is only available as SAT. Saturn rose design allows JUP, NEP, FLA and SAT lever designs.											\$118.00
68-004	.[Lever]	.[Finish]	S280 - Outside chassis and Saturn rose. Lever not included.											\$118.00
08-034	.[Lever]	.[Finish]	S210, S270, S280 - Inside chassis and lever. Available lever styles: JUP, NEP, SAT, FLA											\$162.00
08-035	.[Lever]	.[Finish]	S251 - Inside chassis and lever. Available lever styles: JUP, NEP, SAT, FLA											\$180.00

DEADBOLTS			Available finishes											
			605	606	609	612	613	619	622	625	626	629	630	643e
			▪	▪	▪	N/A	▪	▪	N/A	▪	▪	N/A	N/A	N/A
Specify			Description									Backset	Price each	
Part number	Finish													
12-288	.[Finish]		Square corner, 1" x 2-1/4"									2-3/8" or 2-3/4"	\$48.10	
12-289	.[Finish]		Round corner, 1"x 2-1/4"									2-3/8" or 2-3/4"	\$48.10	
12-291	.[Finish]		Square corner, 1-1/8" x 2-1/4"									2-3/8" or 2-3/4"	\$57.90	
12-633	.[Finish]		Square corner, 1-1/8" x 2-1/4"									5"	\$127.00	
39-030	.[Finish]		Rabbeted latch and strike kit - adapts square corner latches and 2-3/4" high square corner strikes to 1/2" rabbeted door and frame preparations (only available in 605 and 619 finishes)									-	\$80.00	

PARTS

DEADLATCHES		Available finishes													
		605	606	609	612	613	619	622	625	626	629	630	643e	626AM	630AM
		▪	▪	⌘	N/A	▪	▪	N/A	▪	▪	N/A	N/A	N/A	N/A	N/A
Specify		Description										Backset		Price each	
Part number	Finish														
16-480	.[Finish]	Square corner, 1" x 2-1/4"										2-3/8" or 2-3/4"		\$49.60	
16-204	.[Finish]	Round corner, 1" x 2-1/4"										2-3/8" or 2-3/4"		\$51.40	
16-228	.[Finish]	Square corner, 1-1/8" x 2-1/4"										2-3/8" or 2-3/4"		\$49.60	
16-132	.[Finish]	Square corner, 1-1/8" x 2-1/4"										5"		\$64.20	
39-030	.[605 or 625]	Rabbeted latch and strike kit - adapts square corner latches and 2-3/4" high square corner strikes to 1/2" rabbeted door and frame preparations. Only available in 605 and 625 finishes.										-		\$80.00	

DEADBOLT/DEADLATCH COMBINATIONS		Available finishes													
		605	606	609	612	613	619	622	625	626	629	630	643e	626AM	630AM
		▪	N/A	▪	N/A	N/A	⌘	▪	▪	▪	N/A	N/A	▪	N/A	N/A
Specify		Description				Backset		Housing diameter	Deadbolt	Deadlatch	Price each				
Part number	Finish														
16-481	.[Finish]	Square corner. 1" x 2-1/4"				2-3/8" or 2-3/4"		1"	12-288	16-480	\$97.70				
16-482	.[Finish]	Round corner. 1" x 2-1/4"				2-3/8" or 2-3/4"		1"	12-289	16-204	\$99.50				
16-483	.[Finish]	Square corner. 1 1/8" x 2-1/4"				2-3/8" or 2-3/4"		1"	12-291	16-228	\$108.00				
16-484	.[Finish]	Deadbolt: Square corner, 1-1/8" x 2-1/4" Deadlatch: Square corner, 1" x 2-1/4" (Includes G506-815 housing sleeve for latch and bolt for 1-1/8" preparation)				5"		1"	12-633	16-132	\$191.00				

DEADBOLT STRIKES		Available finishes													
		605	606	609	612	613	619	622	625	626	629	630	643e	626AM	630AM
		▪	▪	⌘	N/A	▪	▪	N/A	▪	▪	N/A	N/A	N/A	N/A	N/A
Specify		Description										Lip length		Price each	
Part number	Finish														
10-094	.[Finish]	Square corner, 1-1/8" x 2-3/4"										-		\$16.30	
10-064	.[Finish]	Circular drive-in, thimble strike, 1-3/16" diameter, 494 (626 only)										-		\$23.00	
10-092	.[Finish]	1/4" Radius round corner, full lip, no box, 1-5/8" x 2-1/4"										1-1/8"		\$10.50	
10-095	.[Finish]	Square corner, full lip, no box, 1-5/8" x 2-1/4"										1-1/8"		\$10.50	
10-112	-	Metal dust box with screws										-		\$16.20	

PARTS

LATCH STRIKES		Available finishes														
		605	606	609	612	613	619	622	625	626	629	630	643e	626AM	630AM	
		▪	▪	∞	N/A	▪	▪	N/A	▪	▪	N/A	N/A	N/A	N/A	N/A	
Specify	Description											Lip length		Price each		
Part number																Finish
10-001	[Finish]	Square corner, T-strike, box, 1-1/8" x 2-3/4"											1-1/8"		\$8.70	
10-026	[Finish]	Square corner, full lip, no box, 1-5/8" x 2-1/4"											1-1/8"		\$10.20	
10-027	[Finish]	1/4" Radius round corner, full lip, no box, 1-5/8" x 2-1/4"											-		\$10.20	
10-058	[Finish]	Circular, adjustable, 1-3/4" diameter, 605 and 626 only											1-7/32"		\$16.20	

DEADBOLT/LATCH STRIKE COMBINATIONS		Available finishes													
		605	606	609	612	613	619	622	625	626	629	630	643e	626AM	630AM
		▪	▪	∞	N/A	▪	▪	N/A	▪	▪	N/A	N/A	N/A	N/A	N/A
Specify		Deadbolt strike				Latch strike				Price each					
Part number	Finish														
10-109	. [Finish]	10-094				10-001, 1-1/8" lip				\$25.00					
10-251	. [Finish]	10-064				10-001, 1-1/8" lip				\$31.70					
10-110	. [Finish]	10-094				10-026				\$26.50					
10-253	. [Finish]	10-064				10-026				\$33.20					
10-111	. [Finish]	10-094				10-027				\$26.50					
10-256	. [Finish]	10-064				10-027				\$33.20					
10-257	. [Finish]	10-092				10-027				\$20.70					
10-258	. [Finish]	10-064				10-058				\$37.60					
10-259	. [Finish]	10-095				10-026				\$20.70					

MISCELLANEOUS PARTS/ADAPTERS		
Specify	Description	Price each
G506-815	1" Long bolt or latch housing sleeve to adapt 7/8" diameter housing to 1" bore	\$9.40
08-000	Interconnect assembly	\$148.00
F506-867	Rotational stop	\$4.30

SCREWS		Available finishes													
		605	606	609	612	613	619	622	625	626	629	630	643e	626AM	630AM
		▪	▪	∞	N/A	▪	▪	N/A	▪	▪	N/A	N/A	N/A	N/A	N/A
Specify	Description			Type			Size			Price each Order in multiples of 100					
Part number													Finish		
B502-998	-	Mounting, upper cylinder			Philips flat head cross recess			10-32 x 2-1/4"			\$1.80				
C603-897	.[Finish]	Latch and strike			Philips flat head combo			#8 x 3/4"			\$1.20				
S605-289	-	Mounting, lower chassis			Philips flat head			8-32 x 1-1/4"			\$2.30				
S605-297	.[Finish]	Escutcheon (2 req.)			Philips oval head			6-32 x 3/8"			\$2.60				

PARTS

SCREW PACKS		Available finishes													
		605	606	609	612	613	619	622	625	626	629	630	643e	626AM	630AM
		▪	▪	▪	N/A	▪	▪	N/A	▪	▪	N/A	N/A	N/A	N/A	N/A
Specify		Description									Contents		Price each		
Part number	Finish														
S306-151	.[Finish]	Mounting screws									(2) S605-289 (2) B502-998		\$13.70		

TORX SCREW PACKS		Available finishes													
		605	606	609	612	613	619	622	625	626	629	630	643e	626AM	630AM
		▪	▪	▪	N/A	▪	▪	N/A	▪	▪	N/A	N/A	N/A	N/A	N/A
Specify		Description									Contents		Price each		
Part number	Finish														
C203-311	.[Finish]	Latch and strike (2 req.)									(4) C503-766 (T-15)		\$29.60		

CYLINDERS AND KEYS

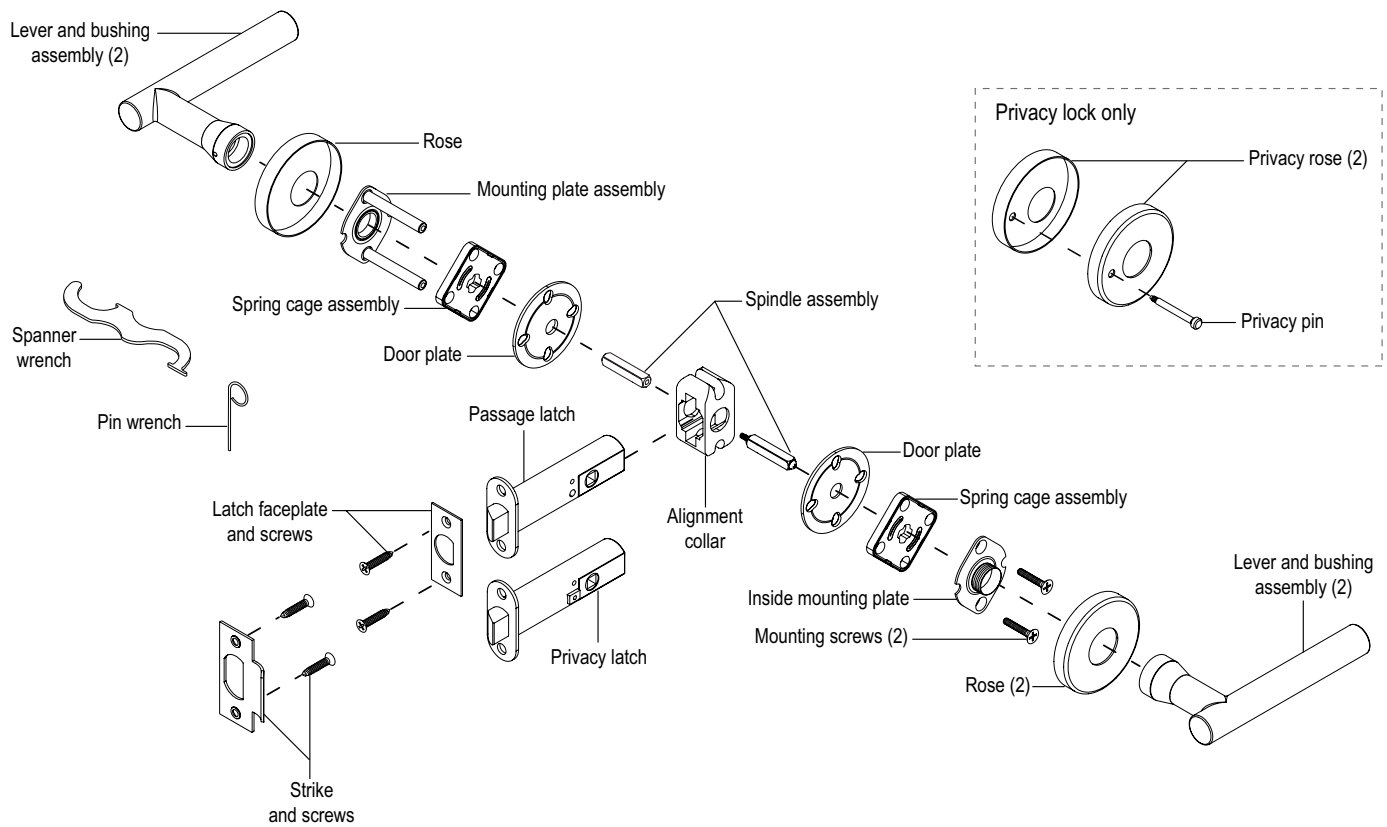
Cylinders and keys sold separate can be found in the [Cylinders](#) and [Keys](#) sections at the back of this book.



this page intentionally blank

LT SERIES

Grade 2 tubular levered lock



How to order

To order products, attribute values should be provided in the sequence shown below. Each value should be separated by a period.

Line item	Quantity	Required for all lock orders				Latch	Strike	Strike lip length	Options	
		Series + Function + Optional Fire Rated	Lever design	Rose design	Finish				Box for ANSI strike	Pack cylinders loose (PCL)
		1	2A	2B	2C	3	4	5	6A	6B

Specifying dimensions:

Dimensions should be provided with the whole number followed by a dash and then the fraction of an inch. Example: 1-3/4.

Line item number

Quantity

- 1** **Series+Function+Optional Fire Rated:** Series combined with function.
- 2A** **Lever design:** Required for all orders.
- 2B** **Rose design:** Required for all orders.
- 2C** **Finish:** Required for all orders.
- 3** **Latch:** Leave blank to receive the default latch. Specify part number if non-default latch is required or if specifying a product Less (LLL) any attribute.
- 4** **Strike:** Leave blank to received default strike. Specify part number if non-default strike is required or if specifying a product Less (LLL) any attribute.
- 5** **Strike lip length:** Leave blank for default strike lip length. Specify for non-default strike lip length or if specifying a product Less (LLL) any attribute. Specify with a LIP prefix followed by the lip length dimension. Example: LIP1-3/8.
- 6A-6B** **Options:** Specify any desired options.

Contents

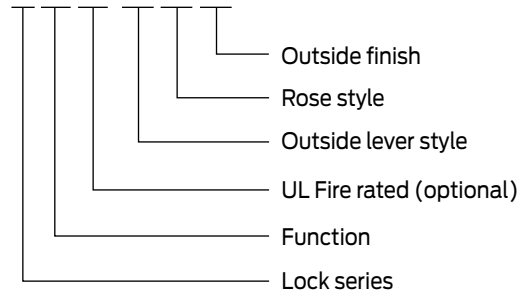
LT Series Overview	305
LT Series Functions	308
LT Series Style.....	309
LT Series Configure a product.....	313
Style options	314
Latches.....	315
Strikes.....	315
Door dimensions	316
Options.....	316
LT Series Parts	317
Levers.....	317
Roses	317
Spring latches	317
Strikes.....	318
Miscellaneous parts.....	318

BAA/ARRA

Contact your local RSO or
Sales Rep. for ordering details

Product identification

LT40[F].06.B.626



Finish codes and descriptions

BHMA code	Description
605 (US 3)	Bright Brass
606 (US 4)	Satin Brass
609 (US 5)	Antique Brass
619 (US 15)	Satin Nickel
622 (US 19)	Matte Black
625 (US 26)	Bright Chrome
626 (US 26D)	Satin Chrome
626AM	Satin Chrome, Antimicrobial
629 (US32)	Bright Stainless
630 (US32D)	Satin Stainless
630AM	Satin Stainless, Antimicrobial
643e (US 11)	Aged Bronze

Standard features

Certification	ANSI/BHMA Certified ANSI A156.2-2011, Series 4000, Grade 2. Available UL Listed for 20 minute fire door.
Latch	1-1/8" x 2-1/4", Square corner faceplate, 7/8" housing diameter, 1/2" throw
Strike	1-1/8" x 2-3/4", Square corner, T-strike, Box
Backset	2-3/4" standard, 2-3/8" optional
Door range	1-3/8" - 1-3/4"



NON-KEYED LOCKS

LT10

Both levers always unlocked.



Both levers unlocked unless outside lever locked by push-button on inside rose. Turning inside lever or inserting emergency key into outside rose unlocks outside lever. Restoring feature unlocks outside lever by closing the door.



Dummy trim for one side of door.



Dummy trim for both sides of door





FINISH AVAILABILITY	Bright Brass (605)	Satin Brass (606)	Antique Brass (609)	Satin Bronze (612)	Oil Rubbed Bronze (613)	Satin Nickel (619)	Matte Black (622)	Bright Chrome (625)	Satin Chrome (626)	Bright Stainless Steel (629)	Satin Stainless Steel (630)	Aged Bronze (643e)	Satin Chrome, Antimicrobial (626AM)	Satin Stainless Steel, Antimicrobial (630AM)
STANDARD LEVERS														
LEVER														
01	605	606	609	-	-	619	622	625	626	629	630	643e	-	-
02	605	606	609	-	-	619	622	625	626	629	630	643e	-	-
03	605	606	609	-	-	619	622	625	626	629	630	643e	-	-
05	605	606	609	-	-	619	622	625	626	629	630	643e	-	-
06	605	606	609	-	-	619	622	625	626	629	630	643e	-	-
07	605	606	609	-	-	619	622	625	626	629	630	643e	-	-
12	605	606	609	-	-	619	622	625	626	629	630	643e	-	-
17	605	606	609	-	-	619	622	625	626	629	630	643e	-	-
18	605	606	609	-	-	619	622	625	626	629	630	643e	-	-
ACC	605	606	609	-	-	619	622	625	626	-	-	643e	-	-
AST	605	606	609	-	-	619	622	625	626	-	-	643e	-	-
LAT	605	606	609	-	-	619	622	625	626	629	630	643e	-	-
LON	605	606	609	-	-	619	622	625	626	629	630	643e	-	-
MER	605	606	609	-	-	619	622	625	626	-	-	643e	-	-
OME	605	606	609	-	-	619	622	625	626	629	630	643e	-	-
M COLLECTION LEVERS														
LEVER														
M51	605	606	609	-	-	619	622	625	626	629	630	643e	-	-
M52	605	606	609	-	-	619	622	625	626	629	630	643e	-	-
M53	605	606	609	-	-	619	622	625	626	629	630	643e	-	-
M54	605	606	609	-	-	619	622	625	626	629	630	643e	-	-
M55	605	606	609	-	-	619	622	625	626	629	630	643e	-	-
M56	605	606	609	-	-	619	622	625	626	629	630	643e	-	-
M57	-	-	-	-	-	-	-	-	-	629	630	-	-	-
M61	605	606	609	-	-	619	622	625	626	629	630	643e	-	-
M62	-	-	-	-	-	-	-	-	-	629	630	-	-	-
M63	605	606	609	-	-	619	622	625	626	629	630	643e	-	-
M81	605	606	609	-	-	619	622	625	626	629	630	643e	-	-
M82	605	606	609	-	-	619	622	625	626	629	630	643e	-	-
M83	605	606	609	-	-	619	622	625	626	629	630	643e	-	-
M84	605	606	609	-	-	619	622	625	626	629	630	643e	-	-
M85	605	606	609	-	-	619	622	625	626	629	630	643e	-	-
ME1	605	606	609	-	-	619	622	625	626	629	630	643e	-	-
ME2	605	606	609	-	-	619	622	625	626	629	630	643e	-	-
ME3	605	606	609	-	-	619	622	625	626	629	630	643e	-	-

STANDARD LEVER DESIGNS (CAST OR FORGED)

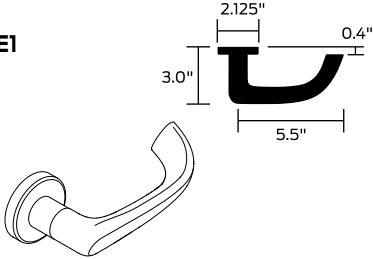
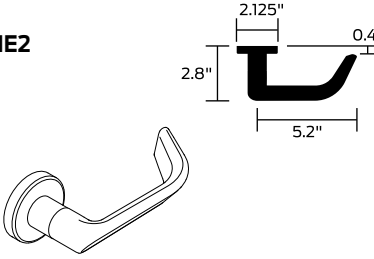
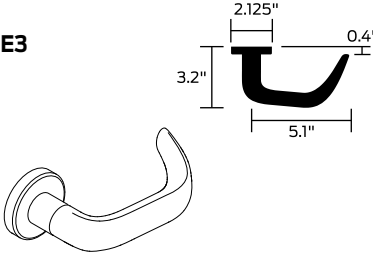
<p>01</p> <p>Available roses: B (shown), C</p>	<p>02</p> <p>Available roses: B (shown), C</p>	<p>03</p> <p>Available roses: B (shown), C</p>
<p>05</p> <p>Available roses: B (shown), C</p>	<p>06 (RHODES)</p> <p>Available roses: B (shown)</p>	<p>07</p> <p>Available roses: B (shown), C</p>
<p>12</p> <p>Available roses: B (shown), C</p>	<p>17 (SPARTA)</p> <p>Available roses: B (shown), C</p>	<p>18</p> <p>Available roses: B (shown), C</p>
<p>ACCENT (ACC)</p> <p>Available roses: B (shown), C</p>	<p>ASTI (AST)</p> <p>Available roses: B (shown), C</p>	<p>LATITUDE (LAT)</p> <p>Available roses: B (shown), C</p>
<p>LONGITUDE (LON)</p> <p>Available roses: B (shown), C</p>	<p>MERANO (MER)</p> <p>Available roses: B (shown), C</p>	<p>OMEGA (OME)</p> <p>Available roses: B (shown), C</p>

M COLLECTION LEVER DESIGNS (CAST OR FORGED)

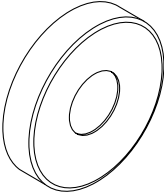
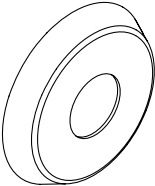
M51 	M52 	M53
Available roses: B (shown), C	Available roses: B (shown), C	Available roses: B (shown), C
M54 	M55 	M56
Available roses: B (shown), C	Available roses: B (shown), C	Available roses: B (shown), C
M57 	M61 	M62
Available roses: B (shown), C	Available roses: B (shown), C	Available roses: B (shown), C
M63 	M81 	M82
Available roses: B (shown), C	Available roses: B (shown), C	Available roses: B (shown), C
M83 	M84 	M85
Available roses: B (shown), C	Available roses: B (shown), C	Available roses: B (shown), C



M COLLECTION LEVER DESIGNS (CAST OR FORGED)

<p>ME1</p> 	<p>ME2</p> 	<p>ME3</p> 
Available roses: B (shown), C	Available roses: B (shown), C	Available roses: B (shown), C

ROSE (WROUGHT) DESIGNS

<p>B 2-9/16" (65mm) diameter</p> 	<p>C 2-5/8" (66mm) diameter</p> 	
--	---	--

You can **configure and price a full range of products** using the tables and rules shown in this section.

The pricing of locks in this section includes the P6 cylinder in an open keyway (where applicable), default latch, strike and a 1-3/4" thick door. Additional modifications are available using the rules and price adjustments on the subsequent pages.

How to order:

- All applicable product attributes must be provided in the order shown below
- Each value must separated by a period
- Fractions will be written with the "/" symbol separating the numerator and the denominator (example 1/2)
- For dimensions that contain a whole number and a fraction, a hyphen "-" will be added after the whole number and before the fraction (example 2-1/2)
- For two dimensions represented together, such as length and width, the values would be separated by an "x" with no spaces
- Finishes should be listed using their BHMA finish as shown in this book

Required for all lock orders							
Series + Function + Optional Fire Rated	Lever design	Rose design	Finish	Latch	Strike	Strike lip length	Box for ANSI strike
1	2A	2B	2C	3	4	5	6

Only required when deviating from the product's default. Specify only the deviated attribute(s).

EXAMPLE:

LT40 . 06 . C . 626 . 10-004

1 2A 2B 2C 4

Strike deviates from the product default



COMPLETE LOCKS		STANDARD LEVERS				M COLLECTION			
SERIES + FUNCTION	DESCRIPTION	01	02	03	05	M51	M52	M53	M54
		06	07	12	17	M55	M56	M61	M63
		18	LAT	LON	OME	M81	M82	M83	M84
						M85	ME1	ME2	ME3
		ACC	AST	MER		M57	M62		
		Not available in 629, 630				Only available in 629 or 630			
		605, 606, 609, 619, 622, 625, 626, 629, 630, 643e				605, 606, 609, 619, 622, 625, 626, 629, 630, 643e			
NON-KEYED FUNCTIONS									
LT10	Passage latch	\$392.00				\$392.00			
LT10F	Passage latch, fire rated	\$405.00				\$405.00			
LT40	Privacy lock	\$413.00				\$413.00			
LT40F	Privacy lock, fire rated	\$424.00				\$424.00			
LT170	Single dummy trim	\$186.00				\$186.00			
LT172	Pair dummy trim	\$376.00				\$376.00			

Extended lead time

COMPLETE LOCKS

STYLE OPTIONS

Specify on order only if requesting an option other than the default

ANTIMICROBIAL COATING		
Description	Specify	Price adjustment
Adds silver-ion based antimicrobial coating to inside and outside lever, bushing, rose, and privacy pin (if applicable)	626AM or 630AM	\$75.00

COMPLETE LOCKS

LATCHES

Specify on order only if requesting an option other than the default

LATCHES				
Non-fire rated latches				
Default	Faceplate description	Backset	Specify	Price adjustment
▪	Passage latch - 1-1/8" x 2-1/4" square faceplate. Typical for > 1-3/4" thick doors.	2-3/4"	THP-8301	\$0.00
	Passage latch - 1" x 2-1/4" square faceplate. Typical for 1-3/8" thick doors.	2-3/8"	THP-8201	\$0.00
▪	Privacy latch - 1-1/8" x 2-1/4" square faceplate. Typical for > 1-3/4" thick doors.	2-3/4"	THP-8319	\$0.00
	Privacy latch - 1" x 2-1/4" square faceplate. Typical for 1-3/8" thick doors.	2-3/8"	THP-8219	\$0.00
Fire rated latches				
Default	Faceplate description	Backset	Specify	Price adjustment
▪	Passage latch - 1-1/8" x 2-1/4" square faceplate. Typical for > 1-3/4" thick doors.	2-3/4"	THP-8301-F	\$0.00
	Passage latch - 1" x 2-1/4" square faceplate. Typical for 1-3/8" thick doors.	2-3/8"	THP-8201-F	\$0.00
▪	Privacy latch - 1-1/8" x 2-1/4" square faceplate. Typical for > 1-3/4" thick doors.	2-3/4"	THP-8319-F	\$0.00
	Privacy latch - 1" x 2-1/4" square faceplate. Typical for 1-3/8" thick doors.	2-3/8"	THP-8219-F	\$0.00

COMPLETE LOCKS

STRIKES

Specify on order only if requesting an option other than the default

STRIKES				
Default	Description	Default lip length	Specify	Price adjustment
▪	Square corner, T-strike, box, 1-1/8" x 2-3/4"	1-1/8"	10-001	\$0.00
	Square corner, T-strike, box, 1-1/8" x 2-3/4"	1"	10-001.LIP1	\$11.90
	Square corner, T-strike, box, 1-1/8" x 2-3/4"	1-1/4"	10-001.LIP1-1/4	\$11.90
	Square corner, T-strike, box, 1-1/8" x 2-3/4"	1-1/2"	10-001.LIP1-1/2	\$11.90
	Square corner, T-strike, box, 1-1/8" x 2-3/4"	1-3/4"	10-001.LIP1-3/4	\$11.90
	Square corner, T-strike, box, 1-1/8" x 2-3/4"	2"	10-001.LIP2	\$11.90
	Round corner (1/4" radius), T-strike, box 1-1/8" x 2-3/4"	1-1/8"	10-004	\$0.00
	ANSI, no box, 1-1/4" x 4-7/8"	1-3/16"	10-025.LIP1-3/16	\$0.00
	ANSI, no box, 1-1/4" x 4-7/8"	1-3/8"	10-025.LIP1-3/8	\$42.40
	ANSI, no box, 1-1/4" x 4-7/8"	1-1/2"	10-025.LIP1-1/2	\$42.40
	Square corner, full lip, no box, 1-5/8" x 2-1/4"	1-1/8"	10-026	\$0.00
	Round corner (1/4" radius), full lip, no box, 1-5/8" x 2-1/4"	1-1/8"	10-027	\$0.00
	Box for 10-001 T-Strike		C603-623	\$0.92



LT SERIES

S SERIES



COMPLETE LOCKS

DOOR DIMENSIONS

NON STANDARD DOOR THICKNESS OPTION		
Specify door thickness in to the nearest 1/8" increment.		
Description	Specify	Price adjustment
Extension kit for doors > 1 3/4" up to 2" thick, extended equally	DT[Door thickness]	\$15.90

COMPLETE LOCKS

OPTIONS

BOX FOR ANSI STRIKE		
Description	Specify	Price adjustment
Plastic dust box for ANSI strike	K510-066	\$0.00

PARTS

LEVERS																
Extended factory lead time					Available finishes											
					605	606	609	612	613	619	622	625	626	629	630	643e
Standard: 01, 02, 03, 05, 06, 07, 12, 17, 18, LAT, LON, OME					▪	▪	▪	N/A	N/A	▪	▪	▪	▪	▪	▪	
Standard: ACC, AST, MER					▪	▪	▪	N/A	N/A	▪	▪	▪	▪	N/A	N/A	▪
M Collection: M51, M52, M53, M54, M55, M56, M61, M63, M81, M82, M83, M84, M85, ME1, ME2, ME3					▪	▪	▪	N/A	N/A	▪	▪	▪	▪	▪	▪	
M Collection: M57, M62					N/A	N/A	N/A	N/A	N/A	N/A	N/A	N/A	N/A	▪	▪	N/A
Specify			Description								Standard levers		M Collection levers			
Part number	Knob/lever	Finish														
09-502	. [Lever]	. [Finish]	Lever with bushing only								\$248.00		\$268.00			

ROSES						Available finishes													
						605	606	609	612	613	619	622	625	626	629	630	643e	626AM	630AM
						▪	▪	▪	N/A	N/A	▪	▪	▪	▪	▪	▪	▪	N/A	N/A
Specify			Description												Price each				
Part number	Rose style	Finish																	
09-403	. [B or C rose]	. [Finish]	Passage rose												\$140.00				
09-486	-	. [Finish]	Privacy rose, 'B' design												\$140.00				
09-459	-	. [Finish]	Privacy rose, 'C' design												\$140.00				

SPRING LATCHES			Available finishes													
			605	606	609	612	613	619	622	625	626	629	630	643e	626AM	630AM
			▪	N/A	▪	▪	▪	N/A	▪	N/A	N/A	N/A	▪	▪	N/A	N/A
Specify		Description													Price each	
Part number	Finish															
THP-8301-CH	. [Finish]	Passage latch assembly, 2-3/4" backset, 1-1/8" x 2-1/4" square faceplate. Typical for > 1-3/4" doors. Includes screws.													\$89.50	
THP-8301-F-CH	. [Finish]	Passage latch assembly, 2-3/4" backset, 1-1/8" x 2-1/4" square faceplate. Typical for > 1-3/4" doors. Includes screws. UL 20 minute fire rated.													\$94.60	
THP-8201-CH	. [Finish]	Passage latch assembly, 2-3/8" backset, 1" x 2-1/4" square faceplate. Typical for 1-3/8" doors. Includes screws.													\$89.50	
THP-8201-F-CH	. [Finish]	Passage latch assembly, 2-3/8" backset, 1" x 2-1/4" square faceplate. Typical for 1-3/8" doors. Includes screws. UL 20 minute fire rated.													\$98.00	
THP-8319-CH	. [Finish]	Privacy latch assembly, 2-3/4" backset, 1-1/8" x 2-1/4" square faceplate. Typical for > 1-3/4" doors. Includes screws.													\$89.50	
THP-8319-F-CH	. [Finish]	Privacy latch assembly, 2-3/4" backset, 1-1/8" x 2-1/4" square faceplate. Typical for > 1-3/4" doors. Includes screws. UL 20 minute fire rated.													\$98.00	
THP-8219-CH	. [Finish]	Privacy latch assembly, 2-3/8" backset, 1" x 2-1/4" square faceplate. Typical for 1-3/8" doors. Includes screws.													\$89.50	
THP-8219-F-CH	. [Finish]	Privacy latch assembly, 2-3/8" backset, 1" x 2-1/4" square faceplate. Typical for 1-3/8" doors. Includes screws. UL 20 minute fire rated.													\$98.00	

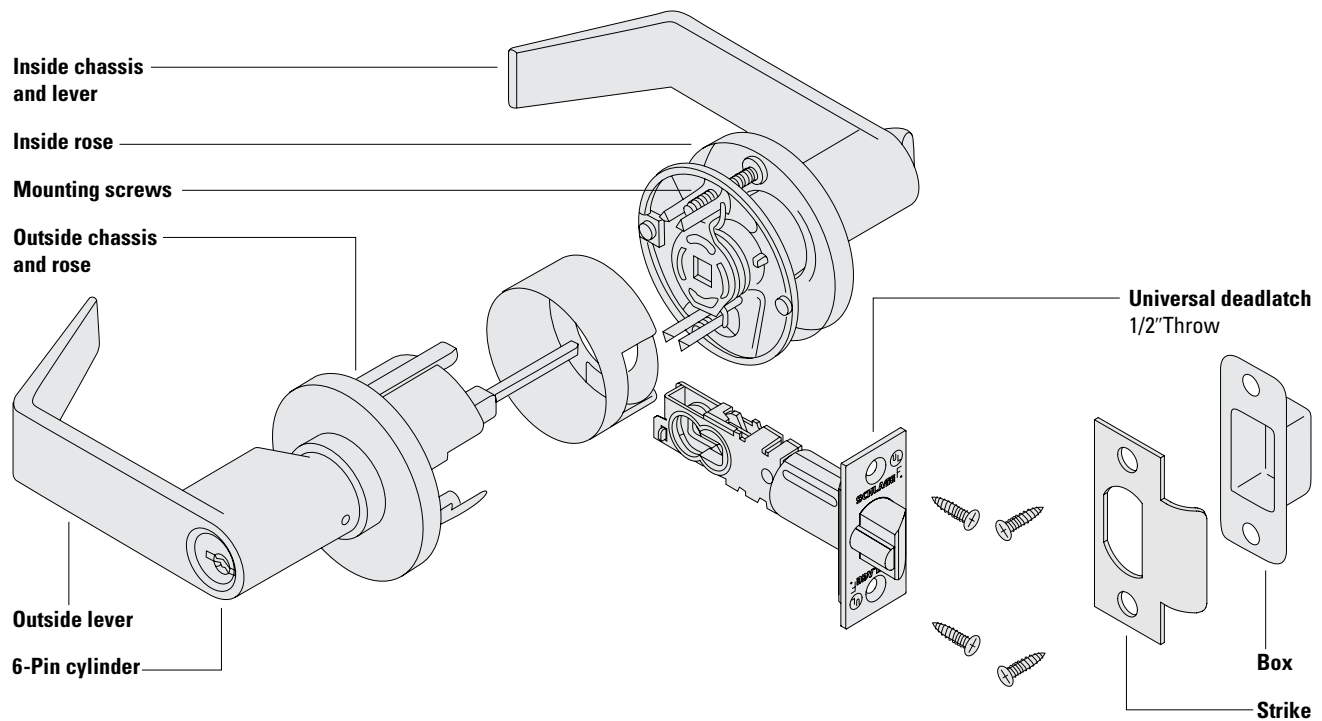
PARTS

STRIKES		Available finishes													
		605	606	609	612	613	619	622	625	626	629	630	643e	626AM	630AM
		▪	▪	▪	N/A	N/A	▪	▪	▪	▪	▪	▪	▪	N/A	N/A
Specify		Description													Price each
Part number	Finish														
10-001	. [Finish]	Square corner, T-strike, box, 1-1/8" x 2-3/4", 1-1/8" lip length (standard strike)													\$8.70
10-001.1	. [Finish]	Square corner, T-strike, box, 1-1/8" x 2-3/4", 1" lip length													\$19.10
10-001.1-1/4	. [Finish]	Square corner, T-strike, box, 1-1/8" x 2-3/4", 1-1/4" lip length													\$19.10
10-001.1-1/2	. [Finish]	Square corner, T-strike, box, 1-1/8" x 2-3/4", 1-1/2" lip length													\$19.10
10-001.1-3/4	. [Finish]	Square corner, T-strike, box, 1-1/8" x 2-3/4", 1-3/4" lip length													\$19.10
10-001.2	. [Finish]	Square corner, T-strike, box, 1-1/8" x 2-3/4", 2" lip length													\$19.10
10-004	. [Finish]	Round corner (1/4" radius), T-strike, box 1-1/8" x 2-3/4", 1-1/8" lip length													\$15.40
10-025.1-3/16	. [Finish]	ANSI, no box, 1-1/4" x 4-7/8", 1-3/16" lip length													\$21.00
10-025.1-3/8	. [Finish]	ANSI, no box, 1-1/4" x 4-7/8", 1-3/8" lip length													\$60.20
10-025.1-1/2	. [Finish]	ANSI, no box, 1-1/4" x 4-7/8", 1-1/2" lip length													\$60.20
K510-066	-	Box for ANSI strike (finish not applicable)													\$9.30
10-026	. [Finish]	Square corner, full lip, no box, 1-5/8" x 2-1/4", 1-1/8" lip length													\$10.20
10-027	. [Finish]	Round corner (1/4" radius), full lip, no box, 1-5/8" x 2-1/4", 1-1/8" lip length													\$10.20
C603-623	. [Finish]	Box for 10-001 T-Strike													\$0.92

MISCELLANEOUS PARTS		Available finishes													
		605	606	609	612	613	619	622	625	626	629	630	643e	626AM	630AM
		▪	▪	▪	N/A	N/A	▪	▪	▪	▪	▪	▪	▪	N/A	N/A
Specify		Description													Price each
Part number	Finish														
THP-022	. [Finish]	Privacy pin													\$28.70
THP-021	-	Privacy pin stand off (for > 1-3/4" to 2" thick doors)													\$9.00
THP-S88806-IR	-	Spindle assembly													\$28.60
L583-685	-	Latch alignment collar													\$27.50
L283-031	. [Finish]	Inside mounting plate													\$27.50
L283-340	-	Outside mounting plate assembly, 1-3/8" - 1-3/4" thick doors													\$27.50
L283-378	-	Outside mounting plate assembly, > 1-3/4" - 2" thick doors													\$62.70
L283-341	-	LT springcage													\$32.30
L583-682	-	Door plate													\$21.60
L583-684	-	Dummy springcage for LT0170 & LT0172 functions													\$43.10
L583-708	-	Wrench, pin (emergency pin for privacy function)													\$3.80
B202-517	. [Finish]	Strike and latch screws (4 screw total)													\$11.30
L583-584	. [Finish]	Mounting plate screws (requires 2 per lock)													\$5.30
F506-455	. [Finish]	Screw, combination wood/metal													\$0.92

S SERIES

Grade 2 tubular levered lock



How to order

To order products, attribute values should be provided in the sequence shown below. Each value should be separated by a period.

Line Item		Quantity		Required for all lock orders																
				Brand	Series + Function	Cylinder type (keyed functions only)	Outside style		Inside style		Latch	Strike	Strike lip length	Options				Keying		
							Outside lever design	Outside finish	Inside lever design	Inside finish				Box for ANSI strike	Screw option	Pack cylinders loose (PCL)	Buy America Act compliant	Keying code	Keyway	Pack keys independently
		1	2	3	4A	4B	5A	5B	6	7	8	9A	9B	9C	9D	10A	10B	10C		

Specifying dimensions:

Dimensions should be provided with the whole number followed by a dash and then the fraction of an inch. Example: 1-3/4.

Line item number

Quantity

1 **Brand:** Required only when specifying a product Less (LLL) any attribute.

2 **Series+Function:** Series combined with function.

3 **Cylinder type:** Specify cylinder code for keyed functions.

4A **Outside lever design:** Required for all orders.

4B **Outside finish:** Required for all orders.

5A **Inside lever design:** Required only if different from the outside lever design or if specifying a product Less (LLL) any attribute.

5B **Inside finish:** Specify only if different from the outside finish or if specifying a product Less (LLL) any attribute.

6 **Latch:** Leave blank to receive the default latch. Specify part number if non-default latch is required or if specifying a product Less (LLL) any attribute.

7 **Strike:** Leave blank to received default strike. Specify part number if non-default strike is required or if specifying a product Less (LLL) any attribute.

8 **Strike lip length:** Leave blank for default strike lip length. Specify for non-default strike lip length or if specifying a product Less (LLL) any attribute. Specify with a LIP prefix followed by the lip length dimension. Example: LIP1-3/8.

9A -9D **Options:** Specify any desired options.

10A **Keying code:** Default keying code is dictated by the selected cylinder type. Leave blank for to receive the default keying code or specify for any other keying code. If ordering a product less any lock attribute, keying code must be specified.

10B **Keyway:** Default way is dictated by the selected cylinder type. Leave blank for to receive the default keyway or specify to order any other keyway. If ordering a product less any lock attribute, keying code must be specified.

10C **Pack keys independently:** Specify only when requesting that keys be packed independently.

Contents

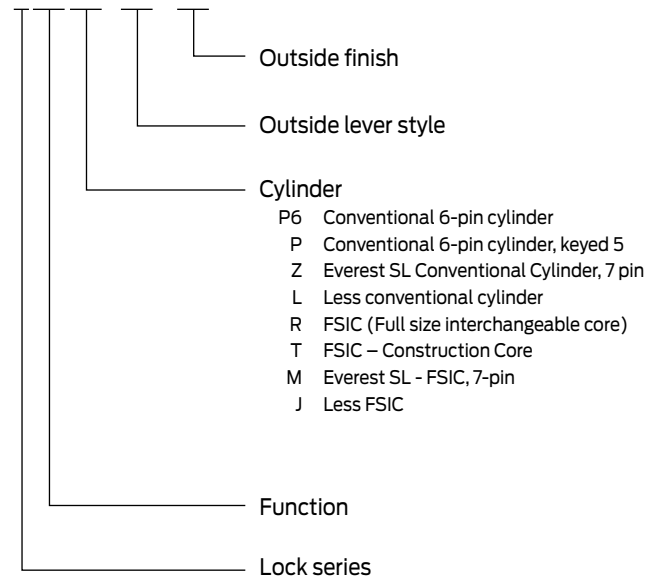
S Series Overview	319
S Series Functions	322
S Series Styles	323
S Series Configure a product	325
Cylinder adjustments	327
Style options	328
Latches	328
Strikes	329
Strike lip length	329
Options	330
Less components	330
Keying	331
S Series Parts	332
Levers, Roses, and Chassis Parts	332
Latches	332
Strikes	333
Adapters	333
Screws	334
Special Parts	334

BAA/ARRA

Contact your local RSO or
Sales Rep. for ordering details

Product identification

S51.P6.SAT.626



Finish codes and descriptions

BHMA code	Description
605 (US 3)	Bright Brass
606 (US 4)	Satin Brass
609 (US 5)	Antique Brass
613 (US 10B)	Oil Rubbed Bronze
619 (US15)	Satin Nickel
625 (US 26)	Bright Chrome
626 (US 26D)	Satin Chrome

Standard features

Certification	ANSI/BHMA Certified A156.2-2011, Series 4000, Grade 2, UL Listed for 3-hour fire door.
Latch	1" x 2-1/4", Square corner faceplate, 7/8" housing diameter, 1/2" throw
Strike	1-1/8" x 2-3/4", Square corner, T-strike, box
Backset	Dual backset latch, fits either 2-3/8" or 2-3/4" backsets
Cylinder	6-Pin solid brass, keyed 6-pin, S123 keyway, keyed different (KD)
Door range	1-3/8" – 2" (except S40D: 1-3/8" – 1-7/8")
Keys	Two nickel silver cut keys per lock, 6-pin, S123 section



ANSI/BHMA Certified A156.2-2011, Series 4000, Grade 2, UL Listed for 3-hour fire door.

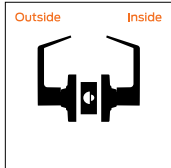
NON-KEYED LOCKS

SCHLAGE ANSI

S10 F75

Passage latch

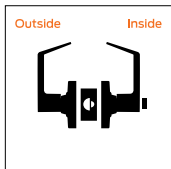
Both levers always unlocked.



S40 F76

Bath/bedroom privacy lock

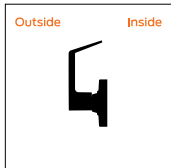
Push-button locking. Can be unlocked from outside with small circular tool. Turning inside lever releases button. Closing the door does not release button.



S170

Single dummy trim

Dummy trim for one side of door. Used for door pull or as matching inactive trim.



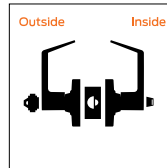
KEYED LOCKS

SCHLAGE ANSI

S51 F81

Entrance lock

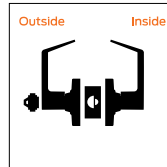
Turn locking; pushing and turning button locks outside knob, requiring use of key until button is manually unlocked. Turn button is not ADA compliant.



S70 F84

Classroom lock

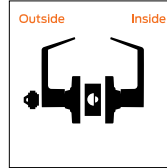
Outside lever locked and unlocked by key. Inside lever always unlocked for immediate egress.




S80 F86

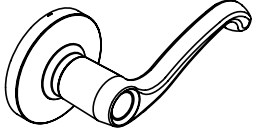
Storeroom lock

Outside lever fixed when locked. Latch retracted by outside lever after key is inserted and turned 90°. Inside lever always unlocked for immediate egress.

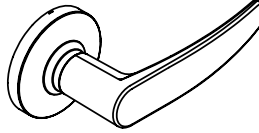


LEVER DESIGNS

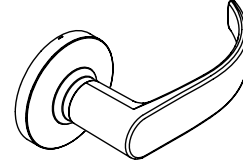
FLAIR (FLA) 
Handing required



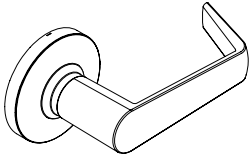
JUPITER (JUP)



NEPTUNE (NEP)



SATURN (SAT)
Tactile option: 8SA (knurled)



FINISH AVAILABILITY

		Bright Brass (605)	Satin Brass (606)	Antique Brass (609)	Satin Bronze (612)	Oil Rubbed Bronze (613)	Satin Nickel (619)	Matte Black (622)	Bright Chrome (625)	Satin Chrome (626)	Bright Stainless Steel (629)	Satin Stainless Steel (630)	Aged Bronze (643e)	Satin Chrome, Antimicrobial (626AM)	Satin Stainless Steel, Antimicrobial (630AM)
KNOB/LEVER															
Flair	FLA	605	606	609	-	613	619	-	625	626	-	-	-	-	-
Jupiter	JUP	605	606	609	-	613	619	-	625	626	-	-	-	-	-
Neptune	NEP	605	606	609	-	613	619	-	625	626	-	-	-	-	-
Saturn	SAT	605	606	609	-	613	619	-	625	626	-	-	-	-	-
CYLINDER FINISHES															
Complete lock finish		605	606	609	-	613	619	-	625	626	-	-	-	-	-
Coordinating conventional cylinder															
Plug component		606	606	606	-	522	626	-	626	626	-	-	-	-	-
Coordinating FSIC/SFIC cylinder															
Plug (lower) component		606	606	606	-	522	626	-	626	626	-	-	-	-	-
Core face (upper) component		606	606	606	-	522	626	-	626	626	-	-	-	-	-

⌘ Extended lead time

522 is a simulated 613 finish



LT SERIES

S SERIES

this page intentionally blank

You can **configure and price a full range of products** using the tables and rules shown in this section.

The pricing of locks in this section includes the P6 cylinder in an open keyway (where applicable), default latch, strike and a 1-3/4" thick door. Additional modifications are available using the rules and price adjustments on the subsequent pages.

How to order:

- All applicable product attributes must be provided in the order shown below
- Each value must separated by a period
- If requesting a product "Less (LLL)" any attribute, the entire detailed ACN must be provided
- Fractions will be written with the "/" symbol separating the numerator and the denominator (example 1/2)
- For dimensions that contain a whole number and a fraction, a hyphen "-" will be added after the whole number and before the fraction (example 2-1/2)
- For two dimensions represented together, such as length and width, the values would be separated by an "x" with no spaces
- Finishes should be listed using their BHMA finish as shown in this book

Required for all lock orders																
Brand	Series + Function	Cylinder type (keyed functions only)	Outside style		Inside style		Latch	Strike	Strike lip length	Options				Keying		
			Outside lever design	Outside finish	Inside lever design	Inside finish				Box for ANSI strike	Screw option	Pack cylinders loose (PCL)	Buy America Act compliant	Keying code	Keyway	Pack keys independently
1	2	3	4A	4B	5A	5B	6	7	8	9A	9B	9C	9D	10A	10B	10C

Specify only if different than outside style

Only required when deviating from the product's default. Specify only the deviated attribute(s).

Only required when deviating from the product's default. Specify only the deviated attribute(s).

◀ If ordering a product "Less (LLL)" any attribute, values for each attribute must be provided.

EXAMPLE:

S80 . P6 . SAT . 626 . 10-1025

2

3







4A


4B

7

Strike deviates from the product default



COMPLETE LOCKS			LEVER STYLES		
 Denotes a product that requires handing to be specified	Split finishes and designs will be priced at the highest list price of the design and/or finish.		FLA 	FLA 	FLA 
			JUP	JUP	JUP
			NEP	NEP	NEP
			SAT	SAT	SAT
Keyed function pricing based on P6 cylinder with open S123 keyway. See adjacent page for additional cylinder and keyway options.			FINISHES		
			626	605, 606  , 609  , 619, 625	613
SERIES + FUNCTION	CYL	DESCRIPTION			
NON-KEYED FUNCTIONS					
S10	Passage latch		\$292	\$304	\$322
S40	Bath/bedroom privacy lock		\$360	\$372	\$390
S170	Single dummy trim		\$136	\$142	\$151
KEYED FUNCTIONS					
S51	P6	Entrance lock	\$457	\$469	\$487
S70	P6	Classroom lock	\$457	\$469	\$487
S80	P6	Storeroom lock	\$457	\$469	\$487

 Extended lead time

COMPLETE LOCKS

CYLINDER ADJUSTMENTS

Keyed locks on the previous pages are priced including the P6 cylinder with open keyway. Provided below are pricing adjustments based on other available cylinder types. For Primus and Primus XP cylinders, order lock less cylinder and order the Primus or Primus XP cylinder separately.

For complete details on cylinders, tailpieces, keying and keys, including cylinders sold separate, see the [Cylinders](#) and [Keys](#) sections at the back of this book.

CYLINDER ADJUSTMENTS			
Restricted keyways include: Everest 29 R and T keyways, Everest B and D keyways and Classic (Reverse/Quad/Numbered) keyways			
Description	Specify	Price adjustment	
		Open	Restricted
Conventional 6-pin cylinder	P6	\$0.00	\$27.00
Conventional 6-pin cylinder, keyed 5	P	\$0.00	\$27.00
Everest SL Conventional Cylinder, 7 pin	Z	N/A	\$27.00
Less conventional cylinder	L	-\$87.00	
Conventional Primus/Primus XP cylinder	Order separately (Restricted keyways only, see Cylinders section)		
FSIC (Full size interchangeable core) ¹	R	\$44.00	\$71.00
FSIC – Construction Core ²	T	\$44.00	N/A
Everest SL - FSIC, 7-pin	M	N/A	\$71.00
Less FSIC	J	-\$55.00	
Full size interchangeable Primus/Primus XP core	Order separately (Restricted keyways only, see Cylinders section)		

ⓘ Extended lead time

1. FSIC is not available on Flair lever.

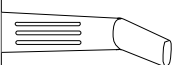
2. Construction cores (T) have an additional handling charge 50-231.



COMPLETE LOCKS

STYLE OPTIONS

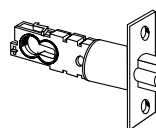
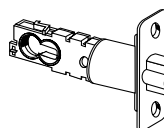
Specify on order only if requesting an option other than the default

MILLED PATTERN		OPTIONAL	
		Specify	Price adjustment per lever
TACTILE WARNING			
Saturn tactile lever	Milled	8SA	\$67.40

COMPLETE LOCKS

LATCHES

Specify on order only if requesting an option other than the default

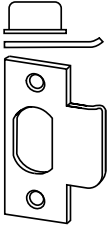
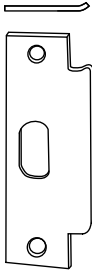
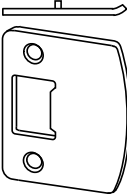
LATCH				
16-203 	16-204 			
LATCHES				
Default	Faceplate description	Backset	Specify	Price adjustment
▪	1" x 2-1/4" square corner (includes A501-878 latch adapter for 1-1/8" prep and G506-815 sleeve for 1" housing)	Adjustable 2-3/8" or 2-3/4"	16-203	\$0.00
	1" x 2-1/4" round corner (1/4" radius)	Adjustable 2-3/8" or 2-3/4"	16-204	\$0.00
	1" x 2-1/4" square corner (includes A501-897 latch adapter for 1-1/8" prep and G506-815 sleeve for 1" housing)	5"	16-132	\$14.00



COMPLETE LOCKS

STRIKES

Specify on order only if requesting an option other than the default

10-001	10-025	10-027
		

STRIKES				
Default	Description	Default lip length	Specify	Price adjustment
▪	Square corner, T-strike, box, 1-1/8" x 2-3/4"	1-1/8"	10-001	\$0.00
	1/4" Radius round corner, T-strike, box, 1-1/8" x 2-3/4"	1-1/8"	10-004	\$0.00
	ANSI, no box, 1-1/4" x 4-7/8"	1-3/16"	10-025	\$0.00
	Square corner, full lip, no box, 1-5/8" x 2-1/4"	1-1/8"	10-026	\$0.00
	1/4" Radius round corner, full lip, no box, 1-5/8" x 2-1/4"	1-1/8"	10-027	\$0.00

COMPLETE LOCKS

STRIKE LIP LENGTH

Specify on order only if requesting an option other than the default

OPTIONAL STRIKE LIP LENGTH			
Selected strike	Optional lip length	Specify	Price adjustment
10-001	1"	LIP1	\$10.30
10-001	1-1/4"	LIP1-1/4	\$10.30
10-001	1-1/2"	LIP1-1/2	\$10.30
10-001	1-3/4"	LIP1-3/4	\$10.30
10-001	2"	LIP2	\$10.30
10-025	1-3/8"	LIP1-3/8	\$39.50
10-025	1-1/2"	LIP1-1/2	\$39.50



COMPLETE LOCKS

OPTIONS

BOX FOR ANSI STRIKE		
Description	Specify	Price adjustment
Plastic dust box for ANSI strike	K510-066	\$0.00
PACK CYLINDERS LOOSE		
Description	Specify	Price adjustment
Pack Cylinders loose in box	PCL	\$0.00
SCREW OPTIONS		
Description	Specify	Price adjustment
Standard screws	SCRSTD	\$0.00
Tamper resistant Torx® screws for latch and strike	Torx	\$29.60
BUY AMERICA ACT		
Description	Specify	Price adjustment
Buy America Act Compliant	BAA	\$25.00

COMPLETE LOCKS

LESS COMPONENTS

Deductions are applied to complete lock prices. When requesting a product “Less (LLL)” any attribute, the entire detailed ACN must be provided.

LOCKS LESS COMPONENTS		
Description	Specify	Price adjustment
Less deadlatch	LLL	-\$29.80
Less strike	LLL	-\$6.80

COMPLETE LOCKS

KEYING

Specify on order only if requesting an option other than the default. Control keys are not furnished with locks and must be purchased separately. See [Keys section](#) at the back of this book.

For complete details on cylinders, tailpieces, keying and keys, see the [Cylinders](#) and [Keys](#) sections at the back of this book.

KEYING		Default	Optional	Default	Optional	Default	Optional	Default	Optional	Default	Optional	Default	Optional
Specify	Description	P6	P	Z	R	T	M						
KD	Keyed different	▪		▪			▪						
KA-OBIT	Keyed alike 0 bitted		▪	▪									
KA-1BIT	Keyed alike 1 bitted					▪							
KAGRP	Keyed alike by group		▪	▪		▪							
KAQTY	Keyed alike by qty		▪	▪									
KEYSPECIFIC	Keyed alike to specific combination		▪	▪		▪							
MK	Master keyed		▪	▪	▪	▪				▪			
SPLIT	Split key construction keyed		▪										
RCK	Lost ball construction keyed			▪									
RMK	Residential master keyed			▪									
RCK/RMK	Lost ball construction keyed and res. master keyed			▪									
ICC	FSIC construction keyed, (default)					▪							
ICA	FSIC construction keyed, (if specified)						▪						
ICB	FSIC construction keyed, (if specified)						▪						
BRN	SFIC construction keyed, Brown (default)												
GRN	SFIC construction keyed, Green (if specified)												

KEYWAY									
Specify keyway	Keyway family	Default keyway		P6	P	Z	R	T	M
		Non-masterkeyed	Masterkeyed						
[]	Everest 29 S (Open) Default if not specified	S123	S145	▪			▪		
[]	Obverse (Open)	C	E	▪	▪		▪	▪	
[]	Everest C (Open)	C123	C145	▪			▪		
[]	Everest D (Restricted)	D123	D145	▪			▪		
[]	Everest 29 T (Restricted)	T123	T145	▪			▪		
[]	Quad (Restricted)	Customer directed		▪			▪		
[]	Numbered (Restricted)	Customer directed		▪			▪		
[]	Reverse (Restricted)	Customer directed		▪			▪		
[]	Everest B (Restricted)	N/A	B125			▪			▪
[]	Everest 29 R (Restricted)	N/A	R125			▪			▪

For a complete list of keying related charges, see the [Cylinders](#) and [Keys](#) sections at the back of this book.
Keys must be ordered separately for all construction keyed options.

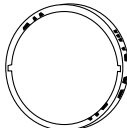


PARTS

LEVERS, ROSES, AND CHASSIS PARTS			Available finishes													
			605	606	609	612	613	619	622	625	626	629	630	643e	626AM	630AM
			▪	▪	⌘	N/A	▪	N/A	N/A	▪	▪	N/A	N/A	N/A	N/A	N/A
Inside chassis and lever assembly, inside rose																
Specify			Description												Price each	
Part number	Lever style	Finish														
68-011	. [Lever]	. [Finish]	Inside chassis and lever assembly for S10, S70, S80 function.												\$157.00	
68-012	. [Lever]	. [Finish]	Inside chassis and lever assembly for the S40 function.												\$172.00	
68-013	. [Lever]	. [Finish]	Inside chassis and lever assembly for the S51 function.												\$172.00	
08-021	. [Lever]	. [Finish]	Rose for inside chassis and lever assembly												\$37.80	
Outside chassis, rose and lever (NON-KEYED)																
Specify			Description												Price each	
Part number	Lever style	Finish														
68-001	. [Lever]	. [Finish]	Outside chassis, rose and lever assembly for the S10 function.												\$154.00	
68-002	. [Lever]	. [Finish]	Outside chassis, rose and lever assembly for the S40 function												\$154.00	
Outside chassis and rose (KEYED)																
Specify			Description												Price each	
Part number	Lever style	Finish														
68-003	. [Lever]	. [Finish]	Outside chassis and rose assembly for S51 and S70 function. Lever not included.												\$118.00	
68-004	. [Lever]	. [Finish]	Outside chassis and rose assembly for S80 function. Lever not included.												\$118.00	
Outside keyed lever, standard cylinder																
Specify			Description												Price each	
Part number	Lever style	Finish														
08-020	. [Lever]	. [Finish]	Outside lever for use with standard cylinder.												\$108.00	
Outside keyed lever, interchangeable core, and related parts																
			Description												Price each	
Part number	Lever style	Finish														
08-027	. [Lever]	. [Finish]	Full size core lever - SAT, NEP, JUP only												\$108.00	
08-030	. [Lever]	. [Finish]	Full size core lever, driver, retainer (converts PD to JD) - SAT, NEP, JUP only												\$131.00	
S605-241	-	-	Full size core retainer												\$5.90	
S605-242	-	-	Full size core driver												\$13.20	
S605-194	-	-	Lever insert for FSIC												\$5.60	

LATCHES			Available finishes													
			605	606	609	612	613	619	622	625	626	629	630	643e	626AM	630AM
			▪	▪	2	N/A	▪	N/A	N/A	▪	▪	N/A	N/A	N/A	N/A	N/A
Specify		Description													Price each	
Part number	Finish															
16-203	. [Finish]	Adjustable 2-3/8" or 2-3/4" backset, 1" x 2-1/4" square corner, standard latch (includes A501-878 latch adapter for 1-1/8" prep and G506-815 sleeve for 1" housing)													\$51.40	
16-204	. [Finish]	Adjustable 2-3/8" or 2-3/4" backset, 1" x 2-1/4" round corner (1/4" radius)													\$51.40	
16-132	. [Finish]	5" backset, 1" x 2-1/4" square corner (includes A501-897 latch adapter for 1-1/8" prep and G506-815 sleeve for 1" housing)													\$64.20	
39-030	. [Finish]	Rabbeted latch and strike kit, 605 and 626 finish only (adapts square corner & 2-3/4" high square corner strikes to 1/2" rabbeted door and frame preps)													\$80.00	

PARTS

STRIKES		Available finishes													
		605	606	609	612	613	619	622	625	626	629	630	643e	626AM	630AM
		▪	▪	⌘	N/A	▪	N/A	N/A	▪	▪	N/A	N/A	N/A	N/A	N/A
Specify															
Part number	Finish	Description													Price each
10-001	. [Finish]	Square corner, T-strike, box, 1-1/8" x 2-3/4", 1-1/8" lip length (standard strike)													\$8.70
10-001.1	. [Finish]	Square corner, T-strike, box, 1-1/8" x 2-3/4", specify lip length													\$19.10
10-001.1-1/4	. [Finish]	Square corner, T-strike, box, 1-1/8" x 2-3/4", specify lip length													\$19.10
10-001.1-1/2	. [Finish]	Square corner, T-strike, box, 1-1/8" x 2-3/4", specify lip length													\$19.10
10-001.1-3/4	. [Finish]	Square corner, T-strike, box, 1-1/8" x 2-3/4", specify lip length													\$19.10
10-001.2	. [Finish]	Square corner, T-strike, box, 1-1/8" x 2-3/4", specify lip length													\$19.10
10-004	. [Finish]	Round corner (1/4" radius), T-strike, box 1-1/8" x 2-3/4", 1-1/8" lip length													\$15.40
10-025.1-3/16	. [Finish]	ANSI, no box, 1-1/4" x 4-7/8", 1-3/16" lip length													\$21.00
10-025.1-3/8	. [Finish]	ANSI, no box, 1-1/4" x 4-7/8", 1-3/8" lip length													\$60.20
K510-066	-	Box for ANSI strike													\$9.30
10-026	. [Finish]	Square corner, full lip, no box, 1-5/8" x 2-1/4", 1-1/8" lip length													\$10.20
10-027	. [Finish]	Round corner (1/4" radius), full lip, no box, 1-5/8" x 2-1/4", 1-1/8" lip length													\$10.20

ADAPTERS		Available finishes													
		605	606	609	612	613	619	622	625	626	629	630	643e	626AM	630AM
		▪	▪	⌘	N/A	▪	N/A	N/A	▪	▪	N/A	N/A	N/A	N/A	N/A
38-018		A501-878				G506-815									
															
Specify		Description												Price each	
Part number	Finish														
38-018	. [Finish]	Thin door extension ring (2 required per lock)												\$18.00	
A501-878	-	Latch front adapter (use with 1" faceplate in 1-1/8" door prep). Order in multiples of 100.												\$1.00	
G506-815	-	1" long latch housing sleeve to adapt 7/8" diameter housing to 1" bore.												\$9.40	

PARTS

SCREWS PFH = Phillips Flat Head RPH = Round Phillips Head		Available finishes													
		605	606	609	612	613	619	622	625	626	629	630	643e	626AM	630AM
		▪	▪	⌘	N/A	▪	N/A	N/A	▪	▪	N/A	N/A	N/A	N/A	N/A
Individual screws															
Specify		Description												Price each	
Part number	Finish														
C603-256	. [Finish]	ANSI Strike screws, PFH combo, 12-24 x 1" (order multiples of 100)												\$1.30	
C603-897	. [Finish]	Latch or standard strike screws, PFH combo, 8-32 x 3/4" (order multiples of 100)												\$1.20	
F506-278	-	Mounting screws, RPH Machine, 8-32 x 1-1/2" (order multiples of 100)												\$1.50	
F506-237	-	Mounting screws, wood, #8 x 3/4" (order multiples of 100)												\$1.10	
Screw packs															
Specify		Description												Price each	
Part number	Finish														
S306-180	-	Mounting screws, S170					Contains: (2) S506-960					\$7.00			
S306-182	. [Finish]	Mounting screws, latch and strike					Contains: (2) F506-278 (4) C603-897 (1) M504-271					\$16.20			
S306-183	. [Finish]	Mounting screws, latch and ANSI strike					Contains: (2) F506-278 (4) C603-256 (2) C603-897 (1) M504-271					\$16.20			
Torx Screw Packs															
Torx screw packs are furnished with the appropriate T-xx installation tool(s)															
C203-311	. [Finish]	Latch and standard strike					Contains: (4) C503-766 (T-15)					\$29.60			
C203-312	. [Finish]	Latch and ANSI strike					Contains: (2) C503-766 (T-15) (2) L583-371 (T-20)					\$29.60			

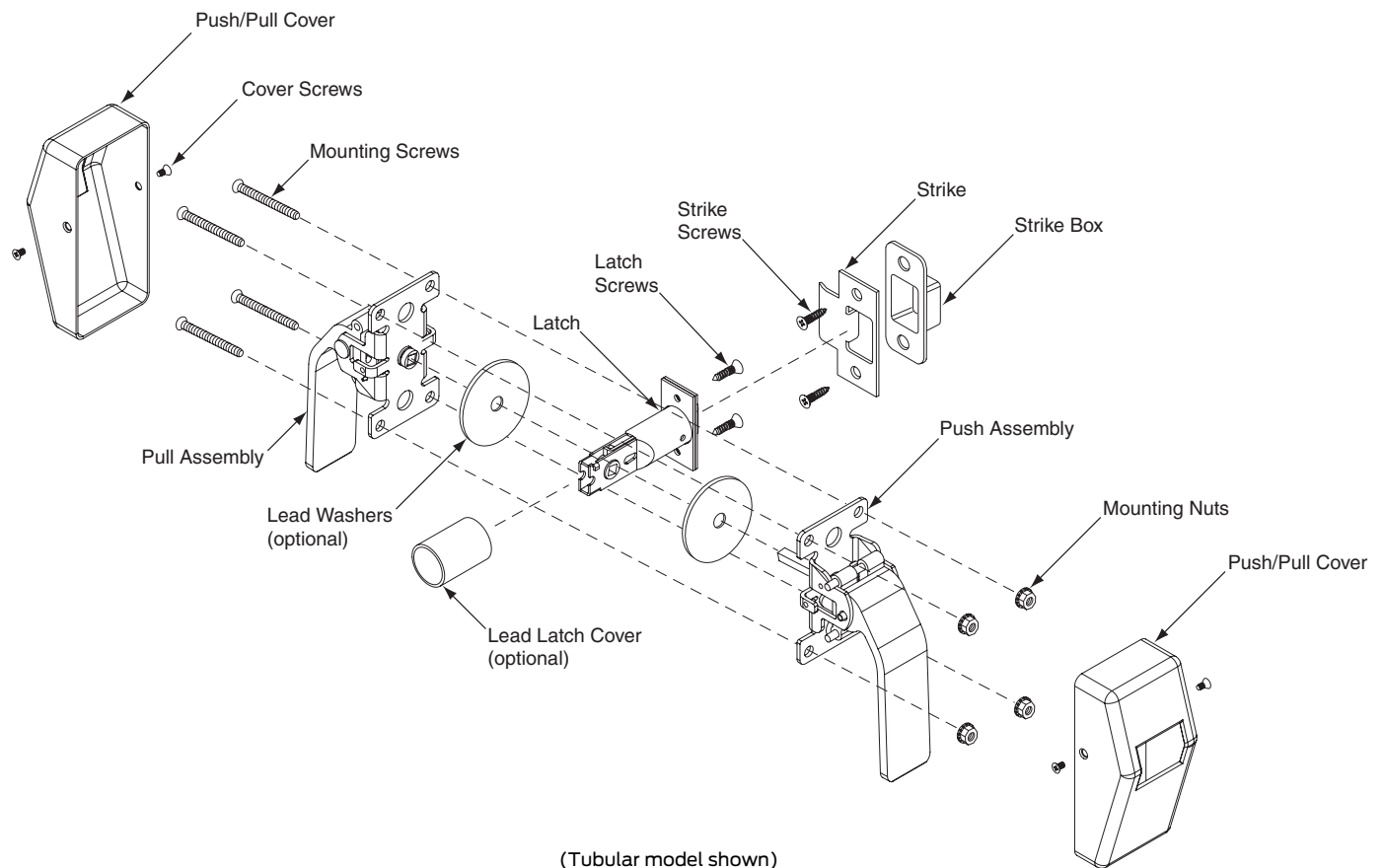
SPECIAL PARTS ⌘ Extended lead time			Available finishes													
			605	606	609	612	613	619	622	625	626	629	630	643e	626AM	630AM
			▪	▪	⌘	N/A	▪	N/A	N/A	▪	▪	N/A	N/A	N/A	N/A	N/A
Specify																
Part number	Lip length	Finish	Description												Price each	
XQ07-351	-	. [Finish]	10-025 strike, 7/8" flat lip												\$58.90	
XQ07-351	. [lip length]	. [Finish]	10-025 strike, lips through 6" (except 7/8", 1-3/16", 1-3/8" and 1-1/2")												\$297.00	

CYLINDERS AND KEYS

Cylinders and keys sold separate can be found in the [Cylinders](#) and [Keys](#) sections at the back of this book.

HL6/PL7/PL8 SERIES

Hospital latch, tubular and mortise





How to order

- All applicable product attributes must be provided in the order shown below
- Each value must separated by a period
- Fractions will be written with the “/” symbol separating the numerator and the denominator (example 1/2)
- For dimensions that contain a whole number and a fraction, a hyphen “-” will be added after the whole number and before the fraction (example 2-1/2)
- For two dimensions represented together, such as length and width, the values would be separated by an “x” with no spaces
- Finishes should be listed using their BHMA finish as shown in this book
- Split finishes and designs will be priced at the highest list price of the design and/or finish

Line item	Quantity	Required for all lock orders										Options		
		Series + Function	Backset	Outside finish								Lead lining	Screw	Indicator
		1	2	3A	3B	4	5	6	7	8A	8B	9A	9B	9C

Specifying dimensions:

Dimensions should be provided with the whole number followed by a dash and then the fraction of an inch. Example: 1-3/4.

Line item number

Quantity

1 **Series+Function:** Series combined with function.

2 **Backset:** Specify for tubular lock orders.

3A **Outside finish:** Required for all orders.

3B **Inside finish:** Specify only if different from the outside finish or if specifying a product Less (LLL) any attribute.

4 **Brass base material for 626 finish:** Optional.

5 **Request to exit (RX):** Optional on electrified HL6 mortise functions.

6 **Push only latch or Pull only latch:** Optional.

7 **Engraving:** Optional.

8A **Strike:** Leave blank to received default strike. Specify part number if non-default strike is required.

8B **Strike lip length (mortise only, standard strike only):** Leave blank to receive default strike lip length. Specify if other length is desired. Available strike lip lengths: 7/8", 1", 1-1/2", 1-3/4", 2".

9A-9C **Options:** Specify any desired options.

Contents

HL Series Overview	335
HL Series Functions	338
HL Series Configure a lock.....	340
Tubular (bored) hospital latch	340
Push/pull mortise lock combination.....	341
Options and Engraving.....	342
Engraving Guide	343
HL Series Parts.....	344
Tubular (Bored) Paddle Assemblies - non-engraved	344
Tubular (Bored) Paddle Assemblies - engraved	345
Mortise Paddle Assemblies - non-engraved	346
Mortise Paddle Assemblies - engraved	346
Cover assemblies	346
Strikes	347
Latchbolts	347
Screw packs.....	348
Mortise lock components.....	348

BAA/ARRA

Contact your local RSO or
Sales Rep. for ordering details

Finish codes and descriptions

BHMA code		Description
605	(US 3)	Bright Brass
606	(US 4)	Satin Brass
612	(US 10)	Satin Bronze
613	(US 10B)	Oil Rubbed Bronze
625	(US 26)	Bright Chrome
626	(US 26D)	Satin Chrome
626AM		Satin Chrome, Antimicrobial
629	(US 32)	Bright Stainless Steel
630	(US32D)	Satin Stainless Steel
630AM		Satin Stainless Steel, Antimicrobial

Standard features

Certification	Tubular (bored): UL Listed for 3-hour fire door, 4.0' x 8.0' Mortise: UL listed for 3-hour fire door, 4.0' x 10.0'
Latchbolt	Tubular (bored): 1/2" throw brass Mortise: 3/4" throw stainless steel
Backset	Tubular (bored): specify as 2-3/4", 3-3/4", 5", 7" Mortise: 2-3/4" only
Door range	1-3/4" only
Keys	Two nickel silver cut keys per lock, 6-pin, S123 section



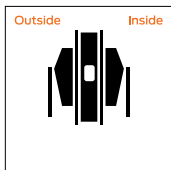
TUBULAR (BORED)

SCHLAGE

HL6

Passage

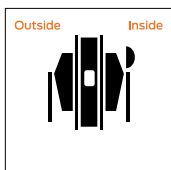
Latchbolt retracted by paddle from either side
Inside paddle always free for immediate egress



PL7

Privacy, push-side thumbturn

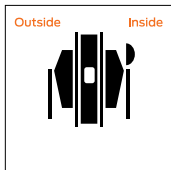
Latchbolt retracted by paddle from either side
unless outside locked by inside thumbturn or
outside cointurn. Actuating inside paddle, rotating
inside thumbturn or outside cointurn unlocks door.
Inside paddle always free for immediate egress.



PL8

Privacy, pull-side thumbturn

Latchbolt retracted by paddle from either side
unless outside locked by inside thumbturn or
outside cointurn. Actuating inside paddle, rotating
inside thumbturn or outside cointurn unlocks door.
Inside paddle always free for immediate egress.



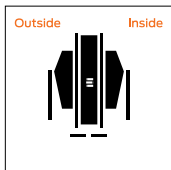
MORTISE

SCHLAGE ANSI

HL6-9010 F01

Passage latch

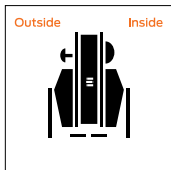
Latchbolt retracted by paddle from either side at all
times. Inside paddle is always free for immediate
egress.



HL6-9040 F22

Bath/bedroom privacy lock

Latchbolt retracted by paddle from either side
unless outside is locked by inside thumbturn.
Actuating inside paddle or closing door unlocks
outside paddle. To unlock from outside,
remove emergency button, insert emergency
thumbturn(furnished) in access hole and rotate.
Inside paddle is always free for immediate egress.



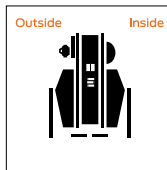
MORTISE

SCHLAGE ANSI

HL6-9050 F04

Entrance/office lock

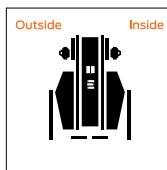
Latchbolt retracted by paddle from either side
unless outside is made inoperative by key outside
or by turning inside thumbturn. When outside is
locked, latchbolt is retracted by key outside or
by paddle inside. Outside paddle remains locked
until thumbturn is returned to vertical position or
unlocked by key. Auxiliary latch deadlocks latchbolt
when door is closed. Inside paddle is always free for
immediate egress.



HL6-9060 F09

Apartment entrance lock

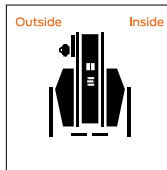
Latchbolt retracted by paddle from either side
unless outside is locked by key from inside. When
locked, latchbolt is retracted by key outside or paddle
inside. Auxiliary latch deadlocks latchbolt when
door is closed. Inside paddle is always free for
immediate egress.



HL6-9070 F05

Classroom lock

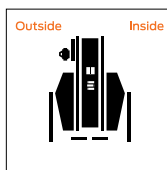
Latchbolt retracted by paddle from either side
unless outside is locked by key. Unlocked from
outside by key. Auxiliary latch deadlocks latchbolt
when door is closed. Inside paddle is always free for
immediate egress.



HL6-9080 F07

Storeroom lock

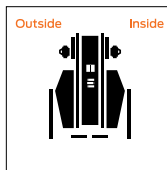
Latchbolt retracted by key outside or by paddle
inside. Outside paddle always inoperative. Auxiliary
latch deadlocks latchbolt when door is closed.
Inside paddle is always free for immediate egress.



HL6-9082 F30

Institution lock

Latchbolt retracted by key from either side. Paddle
on both sides always inoperative. Auxiliary latch
deadlocks latchbolt when door is closed.



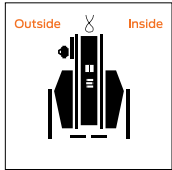
Caution: Double cylinder locks on residences and
any door in any structure which is used for egress
are a life safety hazard in times of emergency and
their use is not recommended. Installation should
be in accordance with existing codes only.

MORTISE

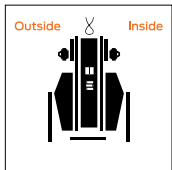
SCHLAGE ANSI

**HL6-9092EL
HL6-9092EU**
Electrically locking/unlocking outside lever, outside cylinder

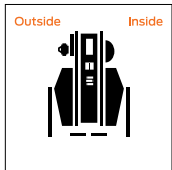
Outside paddle continuously locked (EL) or unlocked (EU) by 12 or 24V DC. Latchbolt retracted by key outside or paddle inside. Auxiliary latch deadlocks latchbolt when door is closed. Inside lever always free for immediate egress.


**HL6-9095EL
HL6-9095EU**
Electrically locking/unlocking both levers, inside and outside cylinder

Inside and outside paddle continuously locked (EL) or unlocked (EU) by 12 or 24V DC. Latchbolt retracted by key inside or outside. Auxiliary latch deadlocks latchbolt when door is closed.


HL6-9453 F20
Entrance/office lock with deadbolt

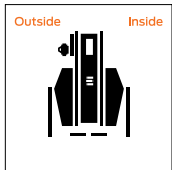
Latchbolt retracted by paddle from either side unless outside is locked by 20° rotation of thumbturn. Deadbolt thrown or retracted by 90° rotation of thumbturn. When locked, key outside or paddle inside retracts deadbolt and latchbolt simultaneously. Outside paddle remains locked until thumbturn is restored to vertical position. Throwing deadbolt automatically locks outside paddle. Auxiliary latch deadlocks latchbolt when door is closed. Inside paddle is always free for immediate egress.


HL6-9456
Corridor lock

Latchbolt retracted by paddle from either side. Deadbolt actuation by key or thumbturn rotation. Throwing deadbolt locks outside paddle. Actuating inside paddle retracts both deadbolt and latchbolt and unlocks outside paddle. Inside paddle always free for immediate egress.


HL6-9465
Closet/storeroom lock

Latchbolt retracted by paddle from either side. Deadbolt thrown or retracted by key outside.

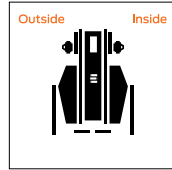


MORTISE

SCHLAGE ANSI

HL6-9466 F14
Store/utility room lock

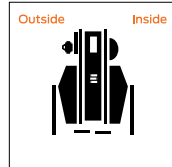
Latchbolt retracted by paddle from either side. Deadbolt thrown or retracted by key from either side.



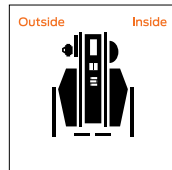
Caution: Double cylinder locks on residences and any door in any structure which is used for egress are a life safety hazard in times of emergency and their use is not recommended. Installation should be in accordance with existing codes only.

HL6-9473 F21
Dormitory/bedroom lock

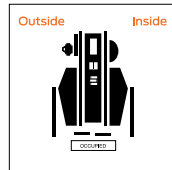
Latchbolt retracted by paddle from either side. Deadbolt thrown or retracted by key outside or thumbturn inside.


HL6-9485
Faculty restroom/hotel lock

Latchbolt retracted by outside key or inside paddle. Outside paddle always fixed. Deadbolt actuation by thumbturn. When deadbolt is thrown, all keys become inoperative except emergency key. Inside paddle retracts both deadbolt and latchbolt. Auxiliary latch deadlocks latchbolt when door is closed. Inside lever always free for immediate egress.


HL6-9486
Faculty restroom/hotel lock with 09-611 indicator

Adds 09-611 "Do Not Disturb" indicator to HL6-9485. Specify L583-375 for "Occupied". Note: This is the "old style" indicator, not the 180 degree indicator.





COMPLETE LOCKS

TUBULAR (BORED) HOSPITAL LATCH



- 626 finish defaults to zinc paddles unless specified with 'B' (Brass) option. All other finishes use brass or stainless steel paddles.
- Split finishes and designs will be priced at the highest list price of the design and/or finish.

COMPLETE LOCKS		FINISHES		
SERIES + FUNCTION	DESCRIPTION	626	605, 606, 612, 625	613, 629, 630
HL6 PUSH/PULL LATCH				
HL6-2	Push/pull latch - 2-3/4" backset	\$478	\$490	\$508
HL6-3	Push/pull latch - 3-3/4" backset	\$478	\$490	\$508
HL6-5	Push/pull latch - 5" backset	\$478	\$490	\$508
HL6-7	Push/pull latch - 7" backset	\$546	\$558	\$576
PL7 AND PL8 PRIVACY FUNCTION PUSH/PULL LATCH				
PL7-2	Push side thumbturn - 2-3/4" backset	\$624	\$636	\$654
PL7-3	Push side thumbturn - 3-3/4" backset	\$624	\$636	\$654
PL7-5	Push side thumbturn - 5" backset	\$624	\$636	\$654
PL7-7	Push side thumbturn - 7" backset	\$694	\$706	\$724
PL8-2	Pull side thumbturn - 2-3/4" backset	\$624	\$636	\$654
PL8-3	Pull side thumbturn - 3-3/4" backset	\$624	\$636	\$654
PL8-5	Pull side thumbturn - 5" backset	\$624	\$636	\$654
PL8-7	Pull side thumbturn - 7" backset	\$694	\$706	\$724

COMPLETE LOCKS

PUSH/PULL MORTISE LOCK COMBINATION



- Schlage L Series mortise lock Included.
- Cylinders must be ordered separate.
- 626 finish defaults to zinc paddles unless specified with 'B' (Brass) option. All other finishes use brass or stainless steel paddles.
- On functions with cylinders, handles must be mounted in down position on key side or horizontally on both sides.
- On functions with thumbturns, handles must be mounted in the horizontal or down position.
- 2-3/4" backset only.
- ASA strike furnished with all units. Bent-tab strike optional.
- Standard strike lip length on the default 10-072 strike is 1-3/16". Optional lip lengths available, specify on order (7/8", 1", 1-1/2", 1-3/4", 2").
- CON-6W comes standard with HL6-909x functions.
- Split finishes and designs will be priced at the highest list price of the design and/or finish.

COMPLETE LOCKS		FINISHES		
SERIES + FUNCTION	DESCRIPTION	626	605, 606, 612, 625	613, 630
HL6 • MORTISE HOSPITAL LATCH				
HL6-9010	Passage function	\$1,320	\$1,332	\$1,350
HL6-9040 ¹	Privacy function	\$1,380	\$1,392	\$1,410
HL6-9050 ¹	Office/inner entry function	\$1,380	\$1,392	\$1,410
HL6-9060	Apartment entrance function	\$1,320	\$1,332	\$1,350
HL6-9070	Classroom function	\$1,320	\$1,332	\$1,350
HL6-9080	Storeroom function	\$1,320	\$1,332	\$1,350
HL6-9082	Institution function	\$1,320	\$1,332	\$1,350
HL6-9092EL/EU	Storeroom function with electric locking or unlocking	\$2,254	\$2,266	\$2,284
HL6-9095EL/EU	Institution function with electric locking or unlocking	\$2,254	\$2,266	\$2,284
HL6-9453 ¹	Entrance function	\$1,380	\$1,392	\$1,410
HL6-9456 ¹	Dormitory exit function	\$1,380	\$1,392	\$1,410
HL6-9465	Closet/storeroom function	\$1,380	\$1,392	\$1,410
HL6-9466	Store/utility function	\$1,380	\$1,392	\$1,410
HL6-9473 ¹	Dorm bedroom function	\$1,380	\$1,392	\$1,410
HL6-9485 ¹	Faculty restroom/hotel lock	\$1,380	\$1,392	\$1,410
HL6-9486 ¹	Faculty restroom/hotel lock	\$1,380	\$1,392	\$1,410
HL6 MORTISE PADDLES ONLY / LESS MORTISE LOCK				
HL6-9000RK	Mortise paddles only / less mortise lock (not compatible with L9095 electrified option)	\$567	\$579	\$597
HL6-9000RK-95	Mortise paddles only / less mortise lock (specific to L9095 electrified option)	\$567	\$579	\$597
HL6 PULL LATCH FOR VON DUPRIN				
HL6Q-7500	HL6Q-7500 pull latch for Von Duprin Exit Device. Includes 800123 screw pack. Please specify finish on the order.	\$368	\$380	\$398

1 Thumbturn functions



COMPLETE LOCKS

OPTIONS AND ENGRAVING

CYLINDERS

Cylinders are not included with mortise push-pull latches and must be ordered separate.
See pages 386 (standard cylinder), 382 (FSIC), and 386 (SFIC) for pricing and ordering information.

OPTIONS AND ENGRAVING

Specify	Description	Price adjustment	
		Tubular	Mortise
A	ASA strike, ANSI 115.1 (1-1/4" x 4-7/8"), when ordered with latch	\$0.00	N/A
AS	Both standard and ASA strikes	\$41.70	N/A
B	Brass base material on 626	\$77.30	\$77.30
BT	Bent Tab for Mortise Lock Strike	N/A	\$89.30
E1-E6	Engraved push and pull	\$77.30	\$77.30
EN	Pull only latch	-\$93.90	-\$216.00
EO	Push only latch	-\$93.90	-\$216.00
L	Lead lining (Must be specified as part of complete lock. Lead Lining not sold as stand alone part.)	\$143.00	\$698.00
RX	Request to Exit (RX) option for HL6-9092 or HL6-9095	N/A	\$263.00
SOC	Pin-in-socket security screws	\$41.70	\$41.70
AM	Available on 626 (Satin Chrome), specify finish as 626AM and 630 (Satin Stainless Steel), specify finish as 630AM	\$70.80	\$70.80

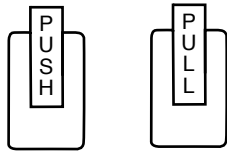
COMPLETE LOCKS

ENGRAVING GUIDE

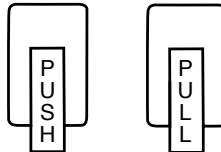
MOUNTING POSITION			TO ORDER, SPECIFY		
			Push up, pull down <ul style="list-style-type: none">Any backsetNon-handed	E1	
			<div>PASSAGE HL6</div>	<div>MORTISE HL6</div>	
			Push up, pull up <ul style="list-style-type: none">Any backsetNon-handed	E2	
			<div>PASSAGE HL6</div>	<div>PRIVACY PL7/PL8</div>	<div>MORTISE HL6</div>
			Push down, pull up <ul style="list-style-type: none">Any backsetNon-handed	E5	
			<div>PASSAGE HL6</div>	<div>MORTISE HL6</div>	
			Push down, pull down <ul style="list-style-type: none">Any backsetNon-handed	E6	
			<div>PASSAGE HL6</div>	<div>PRIVACY PL7/PL8</div>	<div>MORTISE HL6</div>
			Horizontal engraving <ul style="list-style-type: none">Any backsetRH & LHR	E3	
			<div>PASSAGE HL6</div>	<div>MORTISE HL6</div>	
			Horizontal engraving <ul style="list-style-type: none">Any backsetLH & RHR	E4	
			<div>PASSAGE HL6</div>	<div>MORTISE HL6</div>	
			Horizontal engraving <ul style="list-style-type: none">7" backset onlyRH or LHR	E4	
			<div>PASSAGE HL6</div>		
			Horizontal engraving <ul style="list-style-type: none">7" backset onlyLH or RHR	E3	
			<div>PASSAGE HL6</div>		

PARTS

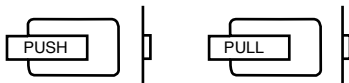
Reference diagram below when ordering engraved push/pull paddles listed below



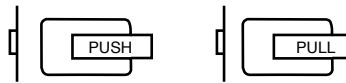
Engraved up



Engraved down



Engraved towards



Engraved away

TUBULAR (BORED) PADDLE ASSEMBLIES - NON-ENGRAVED

Additional finishes available upon request. Lever material either brass or stainless steel unless otherwise noted.

Specify	Description	Price
HANDLE.10155	HL6 Push Handle Assy, 605/US3/Bright Brass Finish	\$213.00
HANDLE.10179	HL6 Pull Handle Assy, 605/US3/Bright Brass Finish	\$213.00
HANDLE.10156	HL6 Push Handle Assy, 606/US4/Satin Brass Finish	\$198.00
HANDLE.10180	HL6 Pull Handle Assy, 606/US4/Satin Brass Finish	\$198.00
HANDLE.10157	HL6 Push Handle Assy, 612/US10/Satin Bronze Finish	\$198.00
HANDLE.10181	HL6 Pull Handle Assy, 612/US10/Satin Bronze Finish	\$198.00
HANDLE.10158	HL6 Push Handle Assy, 613/US10B/Oil Rubbed Bronze Finish	\$213.00
HANDLE.10182	HL6 Pull Handle Assy, 613/US10B/Oil Rubbed Bronze Finish	\$213.00
HANDLE.10159	HL6 Push Handle Assy, 625/US26/Bright Chrome Finish	\$210.00
HANDLE.10183	HL6 Pull Handle Assy, 625/US26/Bright Chrome Finish	\$210.00
HANDLE.10160	HL6 Push Handle Assy, 626/US26D/Satin Chrome Finish, Zinc Paddle	\$173.00
HANDLE.10184	HL6 Pull Handle Assy, 626/US26D/Satin Chrome Finish, Zinc Paddle	\$173.00
HANDLE.10215	HL6 Push Handle Assy, 626/US26D/Satin Chrome Finish	\$190.00
HANDLE.10275	HL6 Pull Handle Assy, 626/US26D/Satin Chrome Finish	\$190.00
HANDLE.10161	HL6 Push Handle Assy, 629/US32/Bright Stainless Steel	\$204.00
HANDLE.10185	HL6 Pull Handle Assy, 629/US32/Bright Stainless Steel	\$204.00
HANDLE.10162	HL6 Push Handle Assy, 630/US32D/Satin Stainless Steel	\$198.00
HANDLE.10186	HL6 Pull Handle Assy, 630/US32D/Satin Stainless Steel	\$198.00
HANDLE.10577	HL6 Push Handle Assy, 630AM/US32D/Satin Chrome Finish, Stainless Steel	\$198.00
HANDLE.10578	HL6 Pull Handle Assy, 630AM/US32D/Satin Chrome Finish, Stainless Steel	\$198.00
HANDLE.10225	HL6 Push Handle Eo Assy 626/US26D/Satin Chrome Finish, Zinc Paddle	\$173.00
HANDLE.10308	HL6 Pull Handle En Assy 626/US26D/Satin Chrome Finish, Zinc Paddle	\$173.00
HANDLE.10248	HL6 Push Handle Eo Assy 630/US32D/Satin Stainless Steel	\$191.00
HANDLE.10306	HL6 Pull Handle En Assy 630/US32D/Satin Stainless Steel	\$191.00

PARTS

TUBULAR (BORED) PADDLE ASSEMBLIES - NON-ENGRAVED

Additional finishes available upon request. Lever material either brass or stainless steel unless otherwise noted.

Specify	Description	Price
HANDLE.10593	HL6 Push Handle Assy, 630AM/US32D/Satin Chrome Finish, Zinc Paddle	\$198.00
HANDLE.10594	HL6 Pull Handle Assy, 630AM/US32D/Satin Chrome Finish, Zinc Paddle	\$198.00
HANDLE.10168	PL7 Push Handle Assy, 626/US26D/Satin Chrome Finish, Zinc Paddle	\$224.00
HANDLE.10176	PL8 Push Handle Assy, 626/US26D/Satin Chrome Finish, Zinc Paddle	\$224.00
HANDLE.10192	PL7 Pull Handle Assy, 626/US26D/Satin Chrome Finish, Zinc Paddle	\$224.00
HANDLE.10200	PL8 Pull Handle Assy, 626/US26D/Satin Chrome Finish, Zinc Paddle	\$224.00
HANDLE.10170	PL7 Push Handle Assy, 630/US32D/Stainless Steel	\$256.00
HANDLE.10178	PL8 Push Handle Assy, 630/US32D/Stainless Steel	\$256.00
HANDLE.10194	PL7 Pull Handle Assy, 630/US32D/Stainless Steel	\$256.00
HANDLE.10202	PL8 Pull Handle Assy, 630/US32D/Stainless Steel	\$256.00
HANDLE.10604	HL6 Push Handle Assy, 626AM/US26D Satin Chrome Antimicrobial	\$190.00
HANDLE.10606	HL6 Pull Handle Assy, 626AM/US26D Satin Chrome Antimicrobial	\$178.00

TUBULAR (BORED) PADDLE ASSEMBLIES - ENGRAVED

Additional finishes and engravings available upon request. Lever material either brass or stainless steel unless otherwise noted.

Specify	Description	Price
HANDLE.10211	HL6 Push Handle Assy Engraved Down, 626/US26D/Satin Chrome, Zinc Paddle	\$194.00
HANDLE.10212	HL6 Push Handle Assy Engraved Up, 626/US26D/Satin Chrome, Zinc Paddle	\$194.00
HANDLE.10213	HL6 Push Handle Assy Engraved Away, 626/US26D/Satin Chrome, Zinc Paddle	\$194.00
HANDLE.10214	HL6 Push Handle Assy Engraved Towards, 626/US26D/Satin Chrome, Zinc Paddle	\$194.00
HANDLE.10271	HL6 Pull Handle Assy Engraved Down, 626/US26D/Satin Chrome, Zinc Paddle	\$194.00
HANDLE.10272	HL6 Pull Handle Assy Engraved Up, 626/US26D/Satin Chrome, Zinc Paddle	\$194.00
HANDLE.10273	HL6 Pull Handle Assy Engraved Towards, 626/US26D/Satin Chrome, Zinc Paddle	\$194.00
HANDLE.10274	HL6 Pull Handle Assy Engraved Away, 626/US26D/Satin Chrome, Zinc Paddle	\$194.00
HANDLE.10217	HL6 Push Handle Assy Engraved Down, 626/US26D/Satin Chrome, Brass Paddle	\$213.00
HANDLE.10254	HL6 Push Handle Assy Engraved Up, 626/US26D/Satin Chrome, Brass Paddle	\$213.00
HANDLE.10297	HL6 Pull Handle Assy Engraved Down, 626/US26D/Satin Chrome, Brass Paddle	\$213.00
HANDLE.10277	HL6 Pull Handle Assy Engraved Up, 626/US26D/Satin Chrome, Brass Paddle	\$213.00
HANDLE.10218	HL6 Push Handle Assy Engraved Down, 630/US32D/Satin Stainless Steel	\$218.00
HANDLE.10238	HL6 Push Handle Assy Engraved Up, 630/US32D/Satin Stainless Steel	\$218.00
HANDLE.10219	HL6 Push Handle Assy Engraved Away, 630/US32D/Satin Stainless Steel	\$218.00
HANDLE.10220	HL6 Push Handle Assy Engraved Toward, 630/US32D/Satin Stainless Steel	\$218.00
HANDLE.10278	HL6 Pull Handle Assy Engraved Down, 630/US32D/Satin Stainless Steel	\$218.00
HANDLE.10296	HL6 Pull Handle Assy Engraved Up, 630/US32D/Satin Stainless Steel	\$218.00
HANDLE.10280	HL6 Pull Handle Assy Engraved Away, 630/US32D/Satin Stainless Steel	\$218.00
HANDLE.10279	HL6 Pull Handle Assy Engraved Towards, 630/US32D/Satin Stainless Steel	\$218.00
HANDLE.10262	PL7 Push Handle Assy Engraved Down, 630/US32D/Satin Stainless Steel	\$275.00
HANDLE.10318	PL7 Pull Handle Assy Engraved Down, 630/US32D/Satin Stainless Steel	\$275.00
HANDLE.10261	PL8 Push Handle Assy Engraved Down, 630/US32D/Satin Stainless Steel	\$275.00
HANDLE.10317	PL8 Pull Handle Assy Engraved Down, 630/US32D/Satin Stainless Steel	\$275.00

PARTS

MORTISE PADDLE ASSEMBLIES - NON-ENGRAVED

Additional finishes available upon request. Lever material either brass or stainless steel unless otherwise noted.

Specify	Description	Price
HANDLE.10203	HL6 Push Handle Mortise Assy, 605/US3/Bright Brass	\$213.00
HANDLE.10264	HL6 Pull Handle Mortise Assy, 605/US3/Bright Brass	\$213.00
HANDLE.10205	HL6 Push Handle Mortise Assy, 612/US10/Satin Bronze	\$198.00
HANDLE.10266	HL6 Pull Handle Mortise Assy, 612/US10/Satin Bronze	\$198.00
HANDLE.10206	HL6 Push Handle Mortise Assy, 613/US10B/Oil Rubbed Bronze	\$213.00
HANDLE.10267	HL6 Pull Handle Mortise Assy, 613/US10B/Oil Rubbed Bronze	\$213.00
HANDLE.10207	HL6 Push Handle Mortise Assy, 625/US26/Bright Chrome	\$210.00
HANDLE.10268	HL6 Pull Handle Mortise Assy, 625/US26/Bright Chrome	\$210.00
HANDLE.10208	HL6 Push Handle Mortise Assy, 626/US26D/Satin Chrome, Zinc Paddles	\$173.00
HANDLE.10269	HL6 Pull Handle Mortise Assy, 626/US26D/Satin Chrome, Zinc Paddles	\$173.00
HANDLE.10229	HL6 Push Handle Mortise Assy, 626/US26D/Satin Chrome	\$190.00
HANDLE.10289	HL6 Pull Handle Mortise Assy, 626/US26D/Satin Chrome	\$190.00
HANDLE.10209	HL6 Push Handle Mortise Assy, 630/US32D/Stainless Steel	\$198.00
HANDLE.10270	HL6 Pull Handle Mortise Assy, 630/US32D/Stainless Steel	\$198.00

MORTISE PADDLE ASSEMBLIES - ENGRAVED

Additional finishes and engravings available upon request. Lever material either brass or stainless steel unless otherwise noted.

Specify	Description	Price
HANDLE.10236	HL6 Push Handle Mortise Assy Engraved Down, 626/US26D/Satin Chrome, Zinc Paddles	\$194.00
HANDLE.10230	HL6 Push Handle Mortise Assy Engraved Up, 626/US26D/Satin Chrome, Zinc Paddles	\$194.00
HANDLE.10226	HL6 Push Handle Mortise Assy Engraved Away, 626/US26D/Satin Chrome, Zinc Paddles	\$194.00
HANDLE.10216	HL6 Push Handle Mortise Assy Engraved Towards, 626/US26D/Satin Chrome, Zinc Paddle	\$194.00
HANDLE.10290	HL6 Pull Handle Mortise Assy Engraved Down, 626/US26D/Satin Chrome, Zinc Paddles	\$194.00
HANDLE.10298	HL6 Pull Handle Mortise Assy Engraved Up, 626/US26D/Satin Chrome, Zinc Paddles	\$194.00
HANDLE.10286	HL6 Pull Handle Mortise Assy Engraved Towards, 626/US26D/Satin Chrome, Zinc Paddles	\$194.00
HANDLE.10276	HL6 Pull Handle Mortise Assy Engraved Away, 626/US26D/Satin Chrome, Zinc Paddle	\$194.00
HANDLE.10325	HL6 Push Handle Mortise Assy Engraved Up, 626/US26D/Satin Chrome	\$213.00
HANDLE.10326	HL6 Pull Handle Mortise Assy Engraved Down, 626/US26D/Satin Chrome	\$213.00
HANDLE.10221	HL6 Push Handle Mortise Assy Engraved Down, 630/US32D/Stainless Steel	\$218.00
HANDLE.10243	HL6 Push Handle Mortise Assy Engraved Up, 630/US32D/Stainless Steel	\$218.00
HANDLE.10222	HL6 Push Handle Mortise Assy Engraved Towards, 630/US32D/Stainless Steel	\$218.00
HANDLE.10231	HL6 Push Handle Mortise Assy Engraved Away, 630/US32D/Stainless Steel	\$218.00
HANDLE.10285	HL6 Pull Handle Mortise Assy Engraved Down, 630/US32D/Stainless Steel	\$218.00
HANDLE.10281	HL6 Pull Handle Mortise Assy Engraved Up, 630/US32D/Stainless Steel	\$218.00
HANDLE.10291	HL6 Pull Handle Mortise Assy Engraved Towards, 630/US32D/Stainless Steel	\$218.00
HANDLE.10282	HL6 Pull Handle Mortise Assy Engraved Away, 630/US32D/Stainless Steel	\$218.00

COVER ASSEMBLIES

Additional finishes available upon request.

Specify	Description	Price
840964-03	HL6 Cover, 605/US3/Bright Brass	\$122.00



PARTS

COVER ASSEMBLIES		
Additional finishes available upon request.		
Specify	Description	Price
840964-04	HL6 Cover, 606/US4/Satin Brass	\$110.00
840964-25	HL6 Cover, 612/US10/Satin Bronze	\$110.00
840964-13	HL6 Cover, 613/US10B/Oil Rubbed Bronze	\$122.00
840964-25	HL6 Cover, 625/US26/Bright Chrome	\$110.00
840967-64	HL6 Cover, 626/US26D/Satin Chrome, Zinc	\$96.80
840964-26	HL6 Cover, 626/US26D/Satin Chrome	\$110.00
840965-31	HL6 Cover, 629/US32/Bright Stainless Steel	\$117.00
840965-32	HL6 Cover, 630/US32D/Satin Stainless Steel	\$110.00
840956-04	PL7/PL8 Coin Turn Cover Assy, 605/US4/Bright Brass	\$158.00
840956-25	PL7/PL8 Coin Turn Cover Assy, 625/US26/Bright Chrome	\$173.00
840956-26	PL7/PL8 Coin Turn Cover Assy, 626/US26D/Satin Chrome	\$159.00
840956-32	PL7/PL8 Coin Turn Cover Assy, 630/US32D/Satin Stainless Steel	\$165.00
840957-04	PL7/PL8 Thumbturn Cover Assy, 605/US4/Bright Brass	\$268.00
840957-25	PL7/PL8 Thumbturn Cover Assy, 625/US26/Bright Chrome	\$278.00
840957-26	PL7/PL8 Thumbturn Cover Assy, 626/US26D/Satin Chrome	\$256.00
840957-32	PL7/PL8 Thumbturn Cover Assy, 630/US32D/Satin Stainless Steel	\$268.00

STRIKES		
Additional finishes available upon request.		
Specify	Description	Price
HLPART.10040	Standard Strike, HL6/PL7/PL7 Tubular (Bored) Lock, 605/US3/Bright Brass	\$41.70
HLPART.10041	Standard Strike, HL6/PL7/PL7 Tubular (Bored) Lock, 606/US4/Satin Brass	\$41.70
HLPART.10042	Standard Strike, HL6/PL7/PL7 Tubular (Bored) Lock, 612/US10/Satin Bronze	\$41.70
HLPART.10043	Standard Strike, HL6/PL7/PL7 Tubular (Bored) Lock, 613/US10B/Oil Rubbed Bronze	\$41.70
HLPART.10044	Standard Strike, HL6/PL7/PL7 Tubular (Bored) Lock, 625/626/629/630/US26/US26D/US32/US32D	\$41.70
HLPART.10045	ASA Strike, HL6/PL7/PL7 Tubular (Bored) Lock, 605/US3/Bright Brass	\$41.70
HLPART.10051	ASA Strike, HL6/PL7/PL7 Tubular (Bored) Lock, 606/US4/Satin Brass	\$41.70
HLPART.10047	ASA Strike, HL6/PL7/PL7 Tubular (Bored) Lock, 612/US10/Satin Bronze	\$41.70
HLPART.10048	ASA Strike, HL6/PL7/PL7 Tubular (Bored) Lock, 613/US10B/Oil Rubbed Bronze	\$41.70
HLPART.10049	ASA Strike, HL6/PL7/PL7 Tubular (Bored) Lock, 625/626/629/630/US26/US26D/US32/US32D	\$41.70

LATCHBOLTS		
Additional finishes available upon request.		
Specify	Description	Price
HLPART.10060	HL6/PL7PL8 2.75" Latchbolt Pkg 605/US3/Bright Brass	\$74.40
HLPART.10061	HL6/PL7PL8 2.75" Latchbolt Pkg 606/US4/Satin Brass	\$74.40
HLPART.10062	HL6/PL7PL8 2.75" Latchbolt Pkg 612/US10/Satin Bronze	\$74.40
HLPART.10063	HL6/PL7PL8 2.75" Latchbolt Pkg 613/US10B/Oil Rubbed Bronze	\$74.40
HLPART.10064	HL6/PL7PL8 2.75" Latchbolt Pkg 625/629/US26/US32	\$74.40
HLPART.10065	HL6/PL7PL8 2.75" Latchbolt Pkg 626/630/US26D/US32D	\$74.40
HLPART.10066	HL6/PL7PL8 3.75" Latchbolt Pkg 605/US3/Bright Brass	\$77.30



PARTS

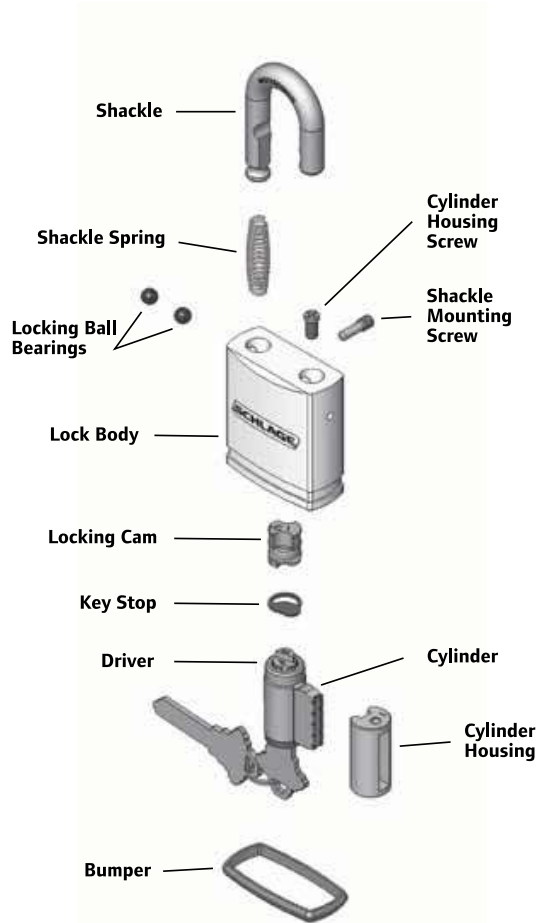
LATCHBOLTS		
Additional finishes available upon request.		
Specify	Description	Price
HLPART.10067	HL6/PL7PL8 3.75" Latchbolt Pkg 606/US4/Satin Brass	\$77.30
HLPART.10068	HL6/PL7/PL8 3.75" Latchbolt Pkg 612/US10/Satin Bronze	\$77.30
HLPART.10069	HL6/PL7/PL8 3.75" Latchbolt Pkg 613/US10B/Oil Rubbed Bronze	\$77.30
HLPART.10070	HL6/PL7/PL8 3.75" Latchbolt Pkg 625/629/US26/US32	\$77.30
HLPART.10071	HL6/PL7/PL8 3.75" Latchbolt Pkg 626/630/US26D/US32D	\$77.30
HLPART.10072	HL6/PL7PL8 5.0" Latchbolt Pkg 605/US3/Bright Brass	\$78.80
HLPART.10073	HL6/PL7PL8 5.0" Latchbolt Pkg 606/US4/Satin Brass	\$78.80
HLPART.10074	HL6/PL7PL8 5.0" Latchbolt Pkg 612/US10/Satin Bronze	\$78.80
HLPART.10075	HL6/PL7PL8 5.0" Latchbolt Pkg 613/US10B/Oil Rubbed Bronze	\$78.80
HLPART.10076	HL6/PL7PL8 5.0" Latchbolt Pkg 625/629/US26/US32	\$78.80
HLPART.10077	HL6/PL7PL8 5.0" Latchbolt Pkg 626/630/US26D/US32D	\$78.80
HLPART.10078	HL6/PL7/PL8 7.0" Latchbolt Pkg 605/US3/Bright Brass	\$157.00
HLPART.10079	HL6/PL7/PL8 7.0" Latchbolt Pkg 604/US4/Satin Brass	\$157.00
HLPART.10080	HL6/PL7PL8 7.0" Latchbolt Pkg 612/US10/Satin Bronze	\$157.00
HLPART.10081	HL6/PL7/PL8 7.0" Latchbolt Pkg 613/US10B/Oil Rubbed Bronze	\$157.00
HLPART.10082	HL6/PL7/PL8 7.0" Latchbolt Pkg 625/629/US26/US32	\$157.00
HLPART.10083	HL6/PL7PL8 7.0" Latchbolt Pkg 626/630/US26D/US32D	\$157.00

SCREW PACKS		
Specify	Description	Price
800117	HL6/7/8 Screw Pack, Contains (1) HL6 Tubular bolt pack, (1) B202-516 Screw Pack, (2) K110-020 Screw Packs.	\$14.70
800119	Mortise bolt pack, Contains (1) HL6 L9000 bolt pack, (2) (2) K110-020 Screw Packs, (4) #10-32 x 3/8" MS PPH. Does not include mortise brackets.	\$14.70
800120	EO Screw pack for back plate 828602, Contains (4) #10-32 x 2-1/8" MS PPH,(1) B202-516 Screw Pack, (2) K110-020 Screw Packs	\$14.70
800121	EO Screw pack for back plate 842960, Contains (4) #10-32 x 1-3/4" MS PPH, (4) #10-32 KEPS NUT,(1) B202-516 Screw Pack, (2) K110-020 Screw Pack	\$14.70
800123	Von Duprin mortise scrow pack, Contains (2) #10-32 x 2-3/4" MS FPH, (4) #10-32 x 2-3/4" MS FPH, (4) #10-32 KEPS NUT, (1) K110-020 Screw Pack, (4) #10-32 x 3/8" MS PPH	\$14.70
800128	HL6RL Security Screw Pack	\$14.70
840613-00	HL6/PL7/8 Security Screw Pkg 3, 2D	\$14.70
829632-26	HL6eo Screw Pkg 625/626/US26/US26D	\$14.70
HLPART.10158	HL6/HL6M/PL7/PL8 Spring & Rivet Pkg	\$14.70
HLPART.10159	"Old Style" Spring & Rivet Pkg	\$19.40
K110-020	Cover Screws, Contains (2) K510-210, #8-32 x 1/4" MS PFH (Specify finish when ordering)	\$14.70

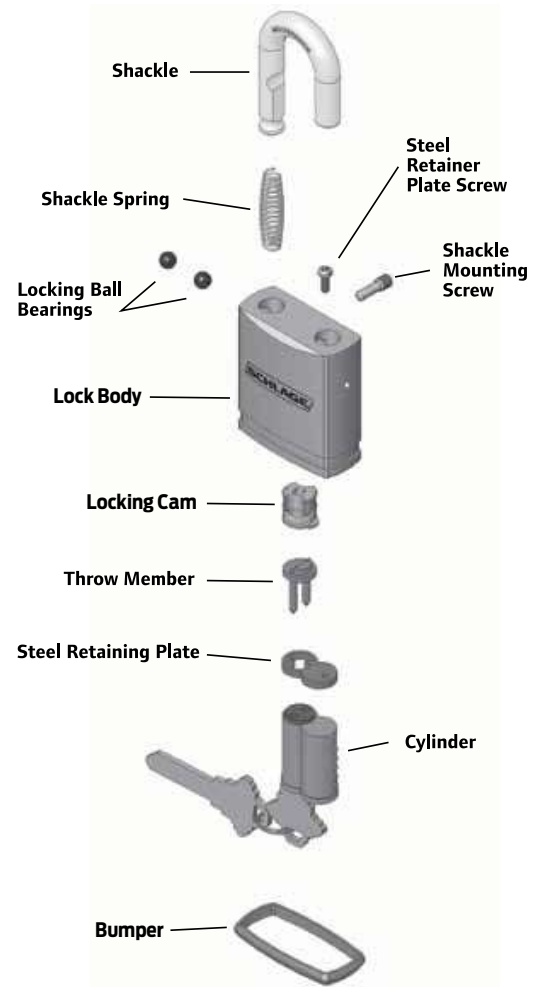
MORTISE LOCK COMPONENTS		
Specify	Description	Price
840088-00	HLM6 Mounting Plate	\$1.20
Strikes		See page 215
Armor fronts		See page 214
Chassis		See page 224
36-37I-89	EL/EU SPINDLE (Qty 1)	\$1.30

PORTABLE SECURITY

Conventional Key-in-Lever



Small Format Interchangeable Core





How to order

Important portable security ordering information

All products in this section are stocked and must be ordered in case quantities. Case quantity is listed with each product. All prices listed are unit prices.

Note: Keyed different products ship with key in knob cylinders.
 All cylinders ordered for use with Less Cylinder products will ship separately.

Common pricing information	
1.	Locks are furnished with standard features unless otherwise specified.
2.	Keyed different products ship with Key in Knob keyed different cylinders only. For other Key in Knob cylinder options, order less cylinder padlocks from page 353 and cylinders separately.
3.	For Custom Engraving, see page 356.
4.	Key in Knob less cylinder padlocks ship with key stop, cylinder housing, and cylinder housing screw.
5.	For cylinder and keying options, refer to Cylinders and Keys & Keying sections.
6.	SFIC less cylinder product is shipped without cylinder.
7.	Padlocks with cylinders will be furnished with 2 keys each as standard. Additional keys will be charge at the additional cut keys charge appropriate for the cylinder/key type

Contents

Portable security Overview	349
Key-in-Lever with Cylinder	352
Key-in-Lever Less Cylinder.....	353
SFIC - Less Cylinder	354
Full Size IC Core.....	355
Locking Cables, Security Chains and Padlocks	356
Parts and Accessories	357
Special Security.....	358
Flex Security	359

Standard features for commercial series padlocks

Certification	Meets or exceeds ASTM standards for standard steel shackle, shackle cutting and corrosion resistance
Lock Body	Solid steel, brass and chrome plated brass - Solid steel resists impact, solid brass and chrome plated brass resist corrosion
Shackle	Hardened alloy steel, double deadbolt locking mechanism
Cylinder*	Conventional Key-In-Lever, 6-pin solid brass, pinned 5, C keyway, keyed different (KD) unless otherwise specified
Cylinder finish	606 Satin Brass
Keys	Two nickel silver cut keys per lock, branded Schlage

* Cylinders must be ordered as a separate line item for all products except conventional key in lever KD stocked.

Standard features for commercial series cables

Lock Head	Die-cast zinc, 407 satin finish
Cable	Braided steel vinyl coated for greater cut resistance than twisted cables
Cylinder*	Conventional Key-In-Lever , 6-pin solid brass, pinned 5, C keyway, keyed different (KD)
Cylinder finish	606 Satin Brass
Keys	Two nickel silver cut keys per lock, branded Schlage


* Cylinders must be ordered as a separate line item for all products except conventional key in lever KD stocked.

Standard features for commercial series chains

Certification	Padlock meets or exceeds ASTM standards for tensile force, shock, shackle cutting, cycle test and corrosion
Padlock*	Recommended for use with KS72F2300 - Round style padlock with 2" shackle
Lock body	2-5/8" Solid steel resists impact
Shackle	Molybdenum hardened steel, patented interchangeable design, double deadbolt locking mechanism
Cylinder	Conventional Key-In-Lever , 6-pin solid brass, pinned 5, C keyway, keyed different (KD)
Cylinder finish	606 Satin Brass
Keys	Two nickel silver cut keys per lock, branded Schlage
Chain	Triple heat treated Boron Manganese steel; unique six-sided chain links resist attack

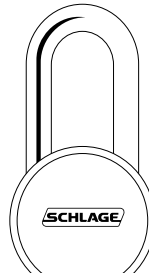
* Padlocks and chains must be ordered separately.

KEY-IN-LEVER WITH CYLINDER

 Available in:
606 Brass


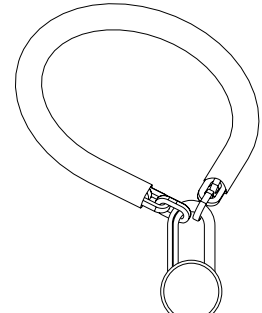
KS23D

KS43F

 Available in:
652 Steel


KS72F

Padlock is 652 Steel

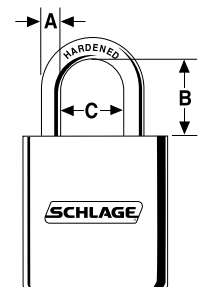


KK Series

		Body Size			Shackle dimension			Shackle dimension (metric)						
UPC 720018-	Part #	Width	Height	Depth	A	B	C	A	B	C	Cylinder type	Case pack	Master pack	List price each
KEYED DIFFERENT - BRASS														
997412	KS23D2300	1-25/32"	2-3/16"	7/8"	5/16"	1-1/2"	3/4"	8mm	38mm	19mm	KNK	6	24	\$77.50
997405	KS23F2300	1-25/32"	2-3/16"	7/8"	5/16"	2"	3/4"	8mm	51mm	19mm	KNK	6	24	\$77.70
997290	KS43D2300	1-15/16"	2-3/16"	7/8"	3/8"	1-1/2"	3/4"	9.5mm	38mm	19mm	KNK	6	24	\$82.50
997283	KS43F2300	1-15/16"	2-3/16"	7/8"	3/8"	2"	3/4"	9.5mm	51mm	19mm	KNK	6	24	\$83.00
KEYED DIFFERENT - STEEL														
997764	KS72F2300	2-5/8"	2-3/8"	1-3/32"	7/16"	2"	7/8"	11mm	51mm	22mm	KNK	6	18	\$89.30

		Chain size	Chain size (metric)	Shackle dimension			Shackle dimension (metric)						
UPC 720018-	Part #	Length	Length	A	B	C	A	B	C	Cylinder type	Case pack	Master pack	List price each
CHAIN ONLY													
999478	999478	5'	150 cm		N/A			N/A		N/A	1	1	\$123.00
999461	999461	3' 3"	100 cm		N/A			N/A		N/A	1	1	\$65.00


Note: 1) For master keyed or keyed alike products, order chain, padlocks and cylinders separately.
 Order chains #999478 or #999461 with padlock KS72F2300.
 Prices are for chains only.
 Chains and padlocks must be ordered separately.



Shackle Dimensions

KEY-IN-LEVER LESS CYLINDER

Available in 606 Brass




KS23D

KS43F

		Body size			Shackle dimension			Shackle dimension (metric)						
UPC 720018-	Part #	Width	Height	Depth	A	B	C	A	B	C	Cylinder type	Case pack	Master pack	List price each
LESS CYLINDER - BRASS														
000259	KS23D2200	1-25/32"	2-3/16"	7/8"	5/16"	1-1/2"	3/4"	8mm	38mm	19mm	KNK	6	24	\$67.20
000266	KS23F2200	1-25/32"	2-3/16"	7/8"	5/16"	2"	3/4"	8mm	51mm	19mm	KNK	6	24	\$67.50
000297	KS43D2200	1-15/16"	2-3/16"	7/8"	3/8"	1-1/2"	3/4"	9.5mm	38mm	19mm	KNK	6	24	\$72.40
000303	KS43F2200	1-15/16"	2-3/16"	7/8"	3/8"	2"	3/4"	9.5mm	51mm	19mm	KNK	6	24	\$72.80

SFIC - LESS CYLINDER

Available in 625 Chrome
Plated Brass



KS23D

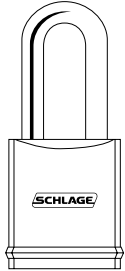
KS21F

		Body size			Shackle dimension			Shackle dimension (metric)						
UPC 720018-	Part #	Width	Height	Depth	A	B	C	A	B	C	Cylinder type	Case pack	Master pack	List price each
LESS CYLINDER - CHROME PLATED BRASS														
997658	KS11D1200	1-25/32"	2-3/16"	7/8"	1/4"	1-1/2"	3/4"	6.4mm	38mm	19mm	SFIC	6	24	\$40.10
997641	KS11F1200	1-25/32"	2-3/16"	7/8"	1/4"	2"	3/4"	6.4mm	51mm	19mm	SFIC	6	24	\$41.80
997498	KS21D1200	1-25/32"	2-3/16"	7/8"	5/16"	1-1/2"	3/4"	8mm	38mm	19mm	SFIC	6	24	\$42.50
997481	KS21F1200	1-25/32"	2-3/16"	7/8"	5/16"	2"	3/4"	8mm	51mm	19mm	SFIC	6	24	\$44.60
997375	KS41D1200	1-15/16"	2-3/16"	7/8"	3/8"	1-1/2"	3/4"	9.5mm	38mm	19mm	SFIC	6	24	\$42.50
997368	KS41F1200	1-15/16"	2-3/16"	7/8"	3/8"	2"	3/4"	9.5mm	51mm	19mm	SFIC	6	24	\$44.60

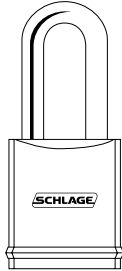


FULL SIZE IC CORE

Available in 606 Brass



KS43D



KS43F

		Body size			Shackle dimension			Shackle dimension (metric)						
UPC 720018-	Part #	Width	Height	Depth	A	B	C	A	B	C	Cylinder type	Case pack	Master pack	List price each
LESS CYLINDER - BRASS														
999140	KS43D3200	1-15/16"	2-3/16"	7/8"	3/8"	1-1/2"	3/4"	9.5mm	38mm	19mm	IC	6	24	\$83.40
999157	KS43F3200	1-15/16"	2-3/16"	7/8"	3/8"	2"	3/4"	9.5mm	51mm	19mm	IC	6	24	\$88.30

Custom engraving - optional

NOTES:

- 1) A one time set up cost of \$85 net will be added to the first order under part number 50-020.
- 2) An \$8.00 net per piece engraving fee will be added to net product cost.
- 3) Custom engraving requires submission of completed "Custom Logo Request" form (see Forms) and scaleable logo line art in DXF format to locksupport@allegion.com
- 4) Minimum order quantity is 6.
- 5) XKS-000-XXX part number is assigned by Technical Services and is keyed in the accessory field as part of the product part number.

Custom engraving is available on the following parts.

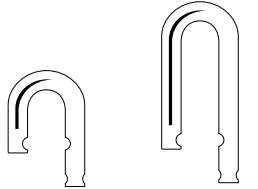
KS23D2300	
KS23F2300	
KS43D2300	Page 352
KS43F2300	
KS23D2200	
KS23F2200	
KS43D2200	Page 353
KS43F2200	
KS43D3200	
KS43F3200	Page 355

KS11D1200
KS11F1200
KS21D1200
KS21F1200
KS41D1200
KS41F1200

PARTS AND ACCESSORIES

Features and specifications

- Parts and Accessories discounted at full lock discount.
- Must be ordered in box quantity.

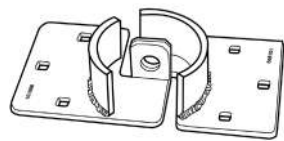


3/8" x 3/4" 5/16" x 2"

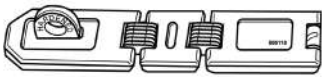
		Shackle dimension			Shackle dimension (metric)					
UPC 720018-	Part #	A	B	C	A	B	C	Box quantity	Carton quantity	List price each
HARDENED STEEL SHACKLES - FOR USE WITH 20 SERIES PADLOCKS										
997115	KZ11G20	5/16"	4"	3/4"	8mm	102mm	19mm	6	36	\$14.90
HARDENED STEEL SHACKLES - FOR USE WITH 40 SERIES PADLOCKS										
997139	KZ11F40	3/8"	2"	3/4"	9.5mm	51mm	19mm	6	36	\$13.30
997108	KZ11G40	3/8"	4"	3/4"	9.5mm	102mm	19mm	6	36	\$18.30
BRASS SHACKLES - FOR USE WITH 20 SERIES PADLOCKS										
997054	KZ12D20	5/16"	1-1/2"	3/4"	8mm	38mm	19mm	6	36	\$9.60
996996	KZ12G20	5/16"	4"	3/4"	8mm	102mm	19mm	6	36	\$14.80
BRASS SHACKLES - FOR USE WITH 40 SERIES PADLOCKS										
997047	KZ12D40	3/8"	1-1/2"	3/4"	9.5mm	38mm	19mm	6	18	\$12.80
996989	KZ12G40	3/8"	4"	3/4"	9.5mm	102mm	19mm	6	18	\$18.30
STAINLESS STEEL SHACKLES - FOR USE WITH 20 SERIES PADLOCKS										
001294	KZ13D20	5/16"	1-1/2"	3/4"	8mm	38mm	19mm	6	36	\$10.20
001300	KZ13F20	5/16"	2"	3/4"	8mm	51mm	19mm	6	36	\$10.60
STAINLESS STEEL SHACKLES - FOR USE WITH 40 SERIES PADLOCKS										
001317	KZ13D40	3/8"	1-1/2"	3/4"	9.5mm	38mm	19mm	6	36	\$12.80
001324	KZ13F40	3/8"	2"	3/4"	9.5mm	51mm	19mm	6	36	\$13.30



SPECIAL SECURITY



855101




855118

SPECIALTY SECURITY PRODUCTS					
HASPS - HIGH-SECURITY					
UPC	Part #	Description	Body dimension	Carton quantity	List price each
855101	855101	Vehicle or Gate Security Hasp	8-1/2" x 4-1/2"	3	\$52.00
855118	855118	Flexible Double-Hinge Steel Security Hasp	7-3/4" x 1-3/4"	6	\$16.60

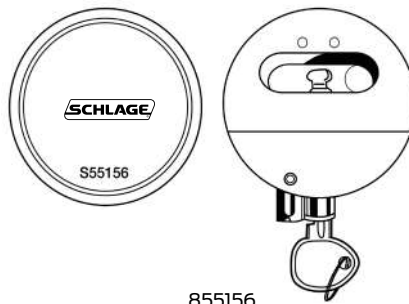
FLEX SECURITY

Flex security features and specifications

- Non rekeyable
- Retail vis-packed
- Must be ordered in case quantity multiples



999232



855156

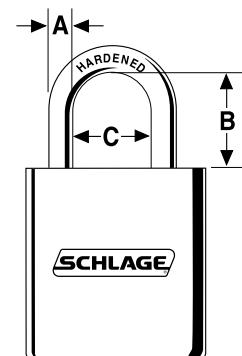


850410

SPECIAL USE PADLOCKS										
UPC	Part #	Shackle dimension			Shackle dimension (metric)			Padlock width	Case qty	Price
		A	B	C	A	B	C			
EXTRA LARGE PADLOCK										
720018999232	999232	1/2"	11"	4"	12mm	275mm	102mm	7-1/4"	5	\$47.10
SHACKLE-LESS PADLOCK										
720018855156	855156	—	—	—	—	—	—	2-7/8"	6	\$60.60

COVERED LAMINATED STEEL PADLOCKS							
UPC	Part #	Shackle dimension			Padlock width	Case qty	Price
		A	B	C			
COVERED LAMINATED STEEL PADLOCKS							
720018850410*	850410*	1/4"	1-1/8"	3/4"	1-1/2"	3	\$33.40

*2 KA units per pack. 6 Packs keyed different per case.



Shackle Dimensions

FLEX SECURITY


 999461
999478

 999270
999256

 999263
999249


999218



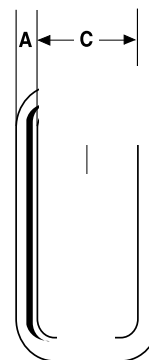
999225


 994800
994862

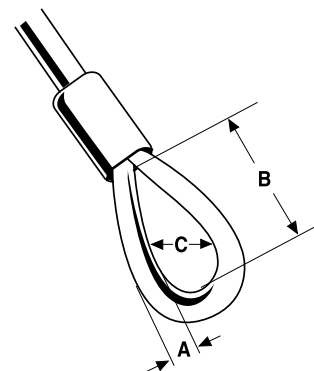
Flex security features and specifications

- Non rekeyable
- Retail vis-packed
- Must be ordered in case quantity multiples

SECURITY CHAINS							
UPC	Part #	Shackle dimension			Chain length	Case qty	Price
		A					
CINCH RING SECURITY CHAINS							
720018999478	999478	1/2"			5'	1	\$123.00
720018999461	999461	1/2"			3' 3"	1	\$65.00
SECURITY CABLES AND LOCKING CABLES							
UPC	Part #	Cable dia.	Loop dimension		Cable length	Case qty	Price
		A	B	C			
FLEXIBLE STEEL CABLES							
720018999270	999270	3/8"	2-1/4"	1-1/8"	30'	4	\$72.10
720018999263	999263	3/8"	2-1/4"	1-1/8"	15'	4	\$44.90
720018999256	999256	3/8"	2-1/4"	1-1/8"	7'	4	\$26.40
720018999249	999249	3/8"	2-1/4"	1-1/8"	4'	4	\$20.70
KEY CABLE							
720018999218	999218	1/2"	—	—	5'	4	\$37.00
RESETTABLE COMBINATION CABLE							
720018999225	999225	3/8"	—	—	5'	4	\$38.40
FLEXIBLE STEEL CABLE AND COVERED LAMINATED STEEL PADLOCK							
720018994800	994800	3/8"	2-1/4"	1-1/8"	4'	4	\$34.60
720018994862	994862	3/8"	2-1/4"	1-1/8"	15'	4	\$54.50



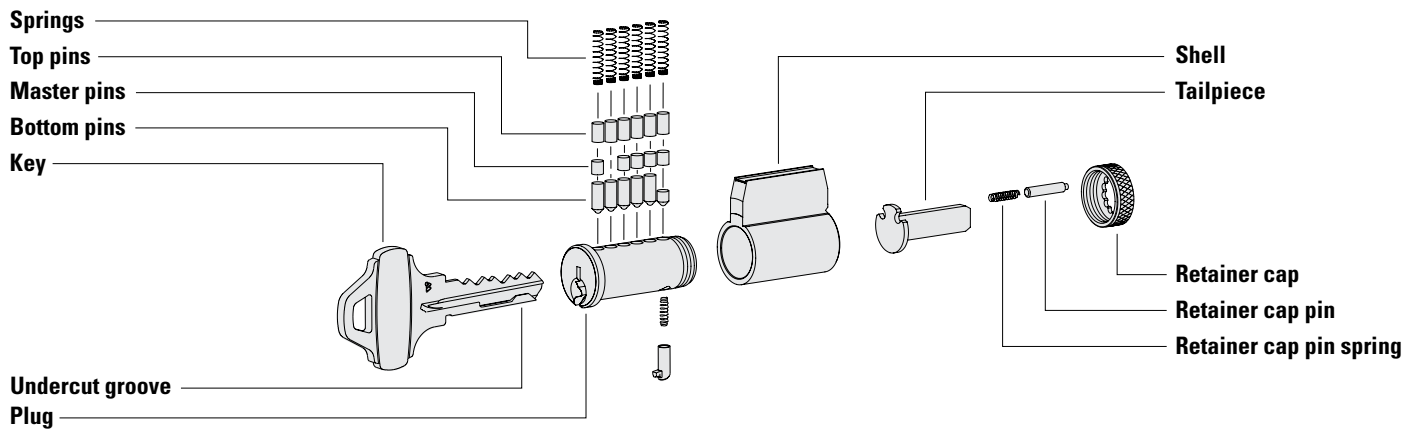
Link Dimensions



Loop Dimensions

CYLINDERS

Exploded View - Everest Key-in-Knob/Lever Cylinder




Contents

Cylinders.....	363
Keys	399
Cylinder parts.....	406
Keys and keying	422

Note: All Schlage cylinders and cores have been certified in accordance with ANSI/BHMA A 156.5 Cylinders and Input Devices for Locks standard.

All Schlage cylinders listed as UL 437 have been certified in accordance with UL 437 - Standard for Safety Key Locks

Format Application Components			Lock Finish Ordered (or sold separate for Mortise and RIM cylinder)											
			605	606	609	612	613	619	622	625	626	629	630	643e
Conventional	Sold Separate	Plug	-	606	-	-	-	-	622	-	626	-	-	522
	Mortise	Plug	606	606	606	606	522	626	622	626	626	626	626	522
		Housing Face	605	606	609	612	613	619	622	625	626	629	630	316
		Rings	605	606	609	612	613	619	622	625	626	625	626	316
	RIM/DB	Plug	606	606	606	606	522	626	622	626	626	626	626	522
		Housing Face	605	606	609	612	613	619	622	625	626	629	630	316



Format	Application	Components	Lock Finish Ordered (or sold separate for Mortise and RIM cylinder)											
			605	606	609	612	613	619	622	625	626	629	630	643e
FSIC	Sold Separate	Plug (lower)	-	606	-	-	522	-	622	-	626	-	-	-
		Core Face (upper)	-	606	-	-	522	-	622	-	626	-	-	-
	Mortise	Plug (lower)	606	606	606	606	522	626	622	626	626	626	-	522
		Core Face (upper)	606	606	606	606	522	626	622	626	626	626	-	522
		Housing Face	605	606	609	612	613	619	622	625	626	626	-	316
		Rings	605	606	609	612	613	619	622	625	626	626	-	316
	RIM/DB	Plug (lower)	606	606	606	606	522	626	622	626	626	626	-	522
		Core Face (upper)	606	606	606	606	522	626	622	626	626	626	-	522
		Housing Face	605	606	609	612	613	619	622	625	626	626	-	316



Format	Application	Components	Lock Finish Ordered (or sold separate for Mortise and RIM cylinder)											
			605	606	609	612	613	619	622	625	626	629	630	643e
SFIC	Sold Separate	Plug (lower)	-	606	-	-	522	-	622	-	626	-	-	-
		Core Face (upper)	-	606	-	-	522	-	622	-	626	-	-	-
	Mortise	Plug (lower)	606	606	606	606	522	626	622	626	626	626	-	522
		Core Face (upper)	606	606	606	606	522	626	622	626	626	626	-	522
		Housing Face	605	606	609	612	613	619	622	625	626	626	-	316
		Rings	605	606	609	612	613	619	622	625	626	626	-	316
	RIM/DB	Plug (lower)	606	606	606	606	522	626	622	626	626	626	-	522
		Core Face (upper)	606	606	606	606	522	626	622	626	626	626	-	522
		Housing Face	605	606	609	612	613	619	622	625	626	626	-	316



522 is a simulated 613 finish; 316 is a simulated 643e finish

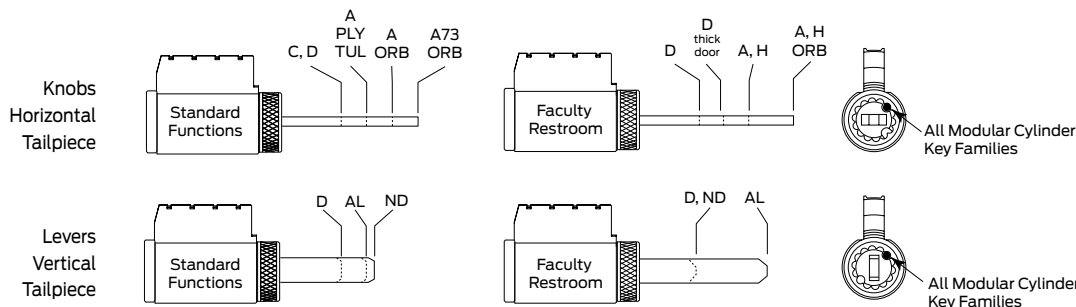
Finishes											
605	606	609	612	613	619	622	625	626	629	630	643e
Bright Brass	Satin Brass	Antique Brass	Satin Bronze	Oil Rubbed Bronze	Satin Nickel	Matte Black	Bright Chrome	Satin Chrome	Bright Stainless Steel	Satin Stainless Steel	Aged Bronze

SOLD SEPARATE

CONVENTIONAL CYLINDERS

HOW TO ORDER: Conventional Cylinders (KIL)

	Catalog # - # of Pins	Finish	Keyway	Keying
Standard	23-065-6	626	S123	KD
Primus XP	20-765-XP	626	S123	MK
Primus	20-765	606	CP	KA-OBIT
SL	91-018	626	R125	MK
SL-Primus-XP	91-718-XP	606	R125	MK



SCHLAGE A SERIES	Standard			Primus		Primus UL437	
	Part #	Open	Restricted	Part #	Price	Part #	Price
All (except Orbit)	21-002	\$87.00	\$114.00	20-724	\$188.00	20-524	\$251.00
				20-724-XP	\$188.00	20-524-XP	\$251.00
				20-724-RP	\$188.00	20-524-RP	\$251.00
Orbit (except A73 function)	21-002-122	\$87.00	\$114.00	20-724-122	\$188.00	20-524-122	\$251.00
				20-724-122-XP	\$188.00	20-524-122-XP	\$251.00
				20-724-122-RP	\$188.00	20-524-122-RP	\$251.00
Faculty restroom (except Orbit)	21-003	\$128.00	\$155.00	N/A	N/A	N/A	N/A
Faculty restroom (Orbit)	21-003-168	\$128.00	\$155.00	N/A	N/A	N/A	N/A
	SL			SL Primus		SL Primus UL437	
	Part #	Price		Part #	Price	Part #	Price
All (except Orbit)	91-004	\$114.00		91-704-XP	\$188.00	91-504-XP	\$251.00
Orbit (except A73 function)	91-005	\$114.00		91-705-XP	\$188.00	91-505-XP	\$251.00

SCHLAGE AD SERIES	Standard			Primus		Primus UL437	
	Part #	Open	Restricted	Part #	Price	Part #	Price
All cylindrical and exits with ATH or 8AT	23-013	\$87.00	\$114.00	20-750	\$188.00	20-550	\$251.00
				20-750-XP	\$188.00	20-550-XP	\$251.00
				20-750-RP	\$188.00	20-550-RP	\$251.00
All mortise and all exits (except ATH or 8AT)	23-118	\$87.00	\$114.00	20-854	\$188.00	20-554	\$251.00
				20-854-XP	\$188.00	20-554-XP	\$251.00
				20-854-RP	\$188.00	20-554-RP	\$251.00
	SL			SL Primus		SL Primus UL437	
	Part #	Price		Part #	Price	Part #	Price
All cylindrical and exits with ATH or 8AT	91-017	\$114.00		91-715-XP	\$188.00	91-515-XP	\$251.00
All mortise and all exits (except ATH or 8AT)	91-019	\$114.00		91-721-XP	\$188.00	91-521-XP	\$251.00

Individual cylinder components (plug, shell, tailpiece, etc.) are listed beginning on page 410 in the parts section. ■ For pins, springs, etc., see pages 404 - 406.



SOLD SEPARATE

CONVENTIONAL CYLINDERS

SCHLAGE AL SERIES	Standard			Primus		Primus UL437	
	Part #	Open	Restricted	Part #	Price	Part #	Price
All functions	21-020	\$87.00	\$114.00	20-728	\$188.00	20-528	\$251.00
				20-728-XP	\$188.00	20-528-XP	\$251.00
				20-728-RP	\$188.00	20-528-RP	\$251.00
Faculty restroom	21-021	\$128.00	\$155.00	N/A	N/A	N/A	N/A
	SL			SL Primus		Primus UL437	
	Part #	Price		Part #	Price	Part #	Price
All Functions	91-006	\$114.00		91-706-XP	\$188.00	91-506-XP	\$251.00

SCHLAGE ALX SERIES	Standard			Primus		Primus UL437	
	Part #	Open	Restricted	Part #	Price	Part #	Price
All functions (except classroom)	21-020	\$87.00	\$114.00	20-728	\$188.00	20-528	\$251.00
				20-728-XP	\$188.00	20-528-XP	\$251.00
				20-728-RP	\$188.00	20-528-RP	\$251.00
Classroom	23-195	\$87.00	\$114.00	20-685	\$188.00	20-566	\$251.00
				20-685-XP	\$188.00	20-566-XP	\$251.00
				20-685-RP	\$188.00	20-566-RP	\$251.00
	SL			SL Primus		SL Primus UL437	
	Part #	Price		Part #	Price	Part #	Price
All Functions (except Classroom)	91-006	\$114.00		91-706-XP	\$188.00	91-506-XP	\$251.00
Classroom	91-118	\$114.00		91-747-XP	\$188.00	91-618-XP	\$251.00

SCHLAGE D SERIES	Standard			Primus		Primus UL437	
	Part #	Open	Restricted	Part #	Price	Part #	Price
D Series - Knob	23-001	\$87.00	\$114.00	20-748	\$188.00	20-548	\$251.00
				20-748-XP	\$188.00	20-548-XP	\$251.00
				20-748-RP	\$188.00	20-548-RP	\$251.00
D Series - Knob (2" - 2-1/4" thick door)	21-002	\$87.00	\$114.00	20-724	\$188.00	20-524	\$251.00
				20-724-XP	\$188.00	20-524-XP	\$251.00
				20-724-RP	\$188.00	20-524-RP	\$251.00
Faculty restroom (knob)	23-003	\$128.00	\$155.00	N/A	N/A	N/A	N/A
Faculty restroom (2" - 2-1/4" thick door)	23-003-098	\$128.00	\$155.00	N/A	N/A	N/A	N/A
D Series - Lever	23-013	\$87.00	\$114.00	20-750	\$188.00	20-550	\$251.00
				20-750-XP	\$188.00	20-550-XP	\$251.00
				20-750-RP	\$188.00	20-550-RP	\$251.00
Faculty restroom (lever)	23-014	\$128.00	\$155.00	N/A	N/A	N/A	N/A
	SL			SL Primus		SL Primus UL437	
	Part #	Price		Part #	Price	Part #	Price
D Series - Knob	91-016	\$114.00		91-714-XP	\$188.00	91-514-XP	\$251.00
D Series - Knob (2" - 2-1/4" thick door)	91-004	\$114.00		91-704-XP	\$188.00	91-504-XP	\$251.00
D Series - Lever	91-017	\$114.00		91-715-XP	\$188.00	91-515-XP	\$251.00



SOLD SEPARATE

CONVENTIONAL CYLINDERS

HOW TO ORDER: Conventional Cylinders (KIL)

	Catalog # - # of Pins	Finish	Keyway	Keying
Standard	23-065-6	626	S123	KD
Primus XP	20-765-XP	626	S123	MK
Primus	20-765	606	CP	KA-OBIT
SL	91-018	626	R125	MK
SL-Primus-XP	91-718-XP	606	R125	MK

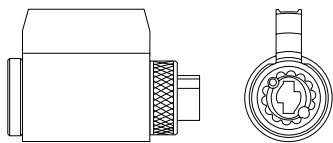
SCHLAGE H SERIES	Standard			Primus		Primus UL437	
	Part #	Open	Restricted	Part #	Price	Part #	Price
All (except Orbit)	21-002	\$87.00	\$114.00	20-724	\$188.00	20-524	\$251.00
				20-724-XP	\$188.00	20-524-XP	\$251.00
				20-724-RP	\$188.00	20-524-RP	\$251.00
Orbit (except A73 function)	21-002-122	\$87.00	\$114.00	20-724-122	\$188.00	20-524-122	\$251.00
				20-724-122-XP	\$188.00	20-524-122-XP	\$251.00
				20-724-122-RP	\$188.00	20-524-122-RP	\$251.00
Faculty restroom (except Orbit)	21-003	\$128.00	\$155.00	N/A	N/A	N/A	N/A
Faculty restroom (Orbit)	21-003-168	\$128.00	\$155.00	N/A	N/A	N/A	N/A
	SL			SL Primus		Primus UL437	
	Part #	Price		Part #	Price	Part #	Price
All (except Orbit)	91-004	\$114.00		91-704-XP	\$188.00	91-504-XP	\$251.00
Orbit (except A73 function)	91-005	\$114.00		91-705-XP	\$188.00	91-505-XP	\$251.00

SCHLAGE ND SERIES	Standard			Primus		Primus UL437	
	Part #	Open	Restricted	Part #	Price	Part #	Price
ND Series Lever	23-065	\$87.00	\$114.00	20-765	\$188.00	20-565	\$251.00
				20-765-XP	\$188.00	20-565-XP	\$251.00
				20-765-RP	\$188.00	20-565-RP	\$251.00
Faculty Restroom	23-000	\$128.00	\$155.00	N/A	N/A	N/A	N/A
	SL			SL Primus		Primus UL437	
	Part #	Price		Part #	Price	Part #	Price
All Functions	91-018	\$114.00		91-718-XP	\$188.00	91-518-XP	\$251.00



SOLD SEPARATE

CONVENTIONAL CYLINDERS



S Series

SCHLAGE S SERIES	Standard			Primus		Primus UL437	
	Part #	Open	Restricted	Part #	Price	Part #	Price
Keyed Levers	21-059	\$87.00	\$114.00	20-752	\$188.00	20-552	\$251.00
				20-752-XP	\$188.00	20-552-XP	\$251.00
				20-752-RP	\$188.00	20-552-RP	\$251.00
	SL			SL Primus		Primus UL437	
	Part #	Price		Part #	Price	Part #	Price
Keyed Levers	91-007	\$114.00		91-722-XP	\$188.00	N/A	N/A

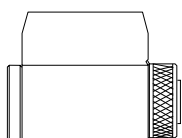
SCHLAGE S200 SERIES	Standard			Primus		Primus UL437	
	Part #	Open	Restricted	Part #	Price	Part #	Price
Keyed Levers	21-059	\$87.00	\$114.00	20-752	\$188.00	20-552	\$251.00
				20-752-XP	\$188.00	20-552-XP	\$251.00
				20-752-RP	\$188.00	20-552-RP	\$251.00
Deadbolts	22-081	\$87.00	\$114.00	24-769	\$188.00	24-569	\$251.00
				24-769-XP	\$188.00	24-569-XP	\$251.00
				24-769-RP	\$188.00	24-569-RP	\$251.00
	SL			SL Primus		SL Primus UL437	
	Part #	Price		Part #	Price	Part #	Price
Keyed Levers	91-007	\$114.00		91-722-XP	\$188.00	N/A	N/A
Deadbolts	91-012	\$114.00		91-729-XP	\$188.00	91-529-XP	\$251.00

SOLD SEPARATE

CONVENTIONAL CYLINDERS

HOW TO ORDER: Conventional Cylinders (KIL)

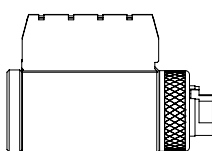
	Catalog # - # of Pins	Finish	Keyway	Keying
Standard	23-065-6	626	S123	KD
Primus XP	20-765-XP	626	S123	MK
Primus	20-765	606	CP	KA-OBIT
SL	91-018	626	R125	MK
SL-Primus-XP	91-718-XP	606	R125	MK



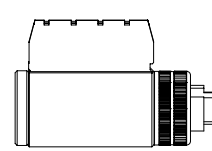
Door

Drawer

CL Series Cabinet Lock



KS-Series Padlocks



KC-Series Cables

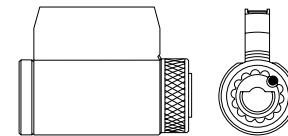
SCHLAGE PORTABLE SECURITY	Standard			Primus		Primus UL437	
	Part #	Open	Restricted	Part #	Price	Part #	Price
CL Series (Door)	20-172	\$87.00	\$114.00	20-772	\$188.00	20-572	\$251.00
				20-772-XP	\$188.00	20-572-XP	\$251.00
				20-772-RP	\$188.00	20-572-RP	\$251.00
CL Series (Drawer)	20-174	\$87.00	\$114.00	20-774	\$188.00	20-574	\$251.00
				20-774-XP	\$188.00	20-574-XP	\$251.00
				20-774-RP	\$188.00	20-574-RP	\$251.00
KS Series Padlocks	47-413	\$87.00	\$114.00	47-743	\$188.00	47-542	\$251.00
				47-743-XP	\$188.00	47-542-XP	\$251.00
				47-743-RP	\$188.00	47-542-RP	\$251.00
KC Series Cables	47-414	\$87.00	\$114.00	47-744	\$188.00	47-543	\$251.00
				47-744-XP	\$188.00	47-543-XP	\$251.00
				47-744-RP	\$188.00	47-543-RP	\$251.00
	SL			SL Primus		SL Primus UL437	
	Part #	Price		Part #	Price	Part #	Price
CL Series (Door)	91-001	\$114.00		91-719-XP	\$188.00	91-519-XP	\$251.00
CL Series (Drawer)	91-002	\$114.00		91-720-XP	\$188.00	91-520-XP	\$251.00

SOLD SEPARATE

DEADBOLTS

HOW TO ORDER: Conventional Cylinders (Deadbolt-cylinder only)

	Catalog # - # of Pins	Finish	Keyway	Keying
Standard	22-003-6	626	S123	KD
Primus XP	20-188-XP	626	T145	MK
Primus	20-188	606	CP	KA-OBIT
SL	91-010	626	R123	MK
SL-Primus-XP	91-703	606	R123	MK



Cylinder Only

SCHLAGE B250 SERIES								
Cylinder only No housing or tailpiece		Standard			Primus		Primus UL437	
		Part #	Open	Restricted	Part #	Price	Part #	Price
5 Pin (C/CE/E/F keyways only)		22-001	\$87.00	N/A	N/A	N/A	N/A	N/A
6-Pin standard		22-002	\$87.00	\$114.00	20-729	\$188.00	20-529	\$251.00
					20-729-XP	\$188.00	20-529-XP	\$251.00
					20-729-RP	\$188.00	20-529-RP	\$251.00
		SL			SL Primus		Primus UL437	
		Part #	Price		Part #	Price	Part #	Price
6-Pin standard		91-008		\$114.00	91-707-XP	\$188.00	91-507-XP	\$251.00
Cylinder with housing Cylinder and housing, no tailpiece		Standard			Primus		Primus UL437	
		Part #	Open	Restricted	Part #	Price	Part #	Price
5 Pin (C/CE/E/F keyways only)	Outside	22-017	\$87.00	N/A	N/A	N/A	N/A	N/A
	Inside	22-018	\$87.00	N/A	N/A	N/A	N/A	N/A
6-Pin standard	Outside	22-019	\$87.00	\$114.00	20-730	\$188.00	20-530	\$251.00
					20-730-XP	\$188.00	20-530-XP	\$251.00
	Inside	22-020	\$87.00	\$114.00	20-731	\$188.00	20-531	\$251.00
					20-731-XP	\$188.00	20-531-XP	\$251.00
Housing only No cylinder/core or tailpiece		Standard			Primus		Primus UL437	
		Part #	Open	Restricted	Part #	Price	Part #	Price
Conventional Cylinder	Outside	B202-824	\$39.00		N/A	N/A	N/A	N/A
	Inside	B202-825	\$39.00		N/A	N/A	N/A	N/A
Full Size Interchangeable Core	Outside	22-061	\$94.00		N/A	N/A	N/A	N/A
	Inside	22-062	\$94.00		N/A	N/A	N/A	N/A

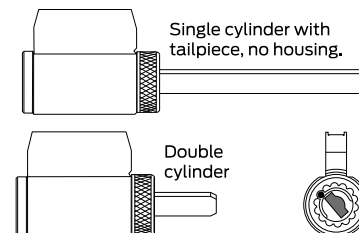
B250 SERIES							
Cylinder only		Standard			Primus		Primus UL437
No housing or tailpiece		Part #	Open	Restricted	Part #	Price	Part #
Cylinder Only (6 Pin)		22-081	\$87.00	\$114.00	24-769	\$188.00	24-569
Cylinder w/Housing (6 Pin)		22-082	\$87.00	\$114.00	24-770	\$188.00	24-570
Housing Only - Conventional Cylinder		B202-824	\$39.00				
Housing Only - Full Size Interchangeable Core		S306-135	\$99.40				

SOLD SEPARATE

DEADBOLTS

HOW TO ORDER: Conventional Cylinders (Deadbolt-cylinder only)

	Catalog # - # of Pins	Finish	Keyway	Keying
Standard	22-003-6	626	S123	KD
Primus XP	20-188-XP	626	T145	MK
Primus	20-188	606	CP	KA-OBIT
SL	91-010	626	R123	MK
SL-Primus-XP	91-703	606	R123	MK



SCHLAGE B250 SERIES							
	Standard			Primus		Primus UL437	
	Part #	Open	Restricted	Part #	Price	Part #	Price
Cylinder Only (6 Pin)	22-081	\$87.00	\$114.00	24-769	\$188.00	24-569-XP	\$251.00
Cylinder w/Housing (6 Pin)	22-082	\$87.00	\$114.00	24-770	\$188.00	24-570-XP	\$251.00
Housing Only - Conventional Cylinder	B202-824	\$39.00					
Housing Only - Full Size Interchangeable Core	S306-135	\$99.40					

SCHLAGE B500 SERIES									
Single cylinder functions		Standard			Primus		Primus UL437		
		Part #	Open	Restricted	Part #	Price	Part #	Price	
B560 and B563	1-3/8" to 1-3/4"	22-003	\$87.00	\$114.00	20-188	\$188.00	20-190	\$251.00	
					20-188-XP	\$188.00	20-190-XP	\$251.00	
					20-188-RP	\$188.00	20-190-RP	\$251.00	
	>1-3/4" to 2-1/4"	22-004	\$87.00	\$114.00	20-189	\$188.00	20-191	\$251.00	
					20-189-XP	\$188.00	20-191-XP	\$251.00	
					20-189-RP	\$188.00	20-191-RP	\$251.00	
B561	1-3/8" to 2-1/4"	22-069	\$87.00	\$114.00	20-071	\$188.00	20-072	\$251.00	
					20-071-XP	\$188.00	20-072-XP	\$251.00	
					20-071-RP	\$188.00	20-072-RP	\$251.00	
		SL			SL Primus		SL Primus UL437		
		Part #	Price		Part #	Price	Part #	Price	
B560 and B563	1-3/8" to 1-3/4"	91-009		\$114.00		91-702-XP	\$188.00	91-502-XP	\$251.00
	>1-3/4" to 2-1/4"	91-010		\$114.00		91-703-XP	\$188.00	N/A	N/A
B561	1-3/8" to 2-1/4"	91-011		\$114.00		91-701-XP	\$188.00	91-501-XP	\$251.00
Double cylinder functions		Standard			Primus		Primus UL437		
		Part #	Open	Restricted	Part #	Price	Part #	Price	
B562	1-3/8" to 1-3/4"	22-645	\$87.00	\$114.00	20-745	\$188.00	20-545	\$251.00	
					20-745-XP	\$188.00	20-545-XP	\$251.00	
					20-745-RP	\$188.00	20-545-RP	\$251.00	
	>1-3/4" to 2-1/4"	22-646	\$87.00	\$114.00	20-746	\$188.00	20-546	\$251.00	
					20-746-XP	\$188.00	20-546-XP	\$251.00	
					20-746-RP	\$188.00	20-546-RP	\$251.00	
Double cylinder functions		SL			SL Primus		SL Primus UL437		
		Part #	Price		Part #	Price	Part #	Price	
B562	1-3/8" to 1-3/4"	91-014		\$114.00		91-712-XP	\$188.00	91-512-XP	\$251.00
	>1-3/4" to 2-1/4"	91-015		\$114.00		91-713-XP	\$188.00	N/A	N/A



SOLD SEPARATE

DEADBOLTS

SCHLAGE B600/700/800 SERIES		B600 Series			B700 Series		B800 Series	
Single cylinder functions		Standard			Primus		Primus UL437	
		Part #	Open	Restricted	Part #	Price	Part #	Price
B660 and B663	1-3/8" to 2-1/2"	22-644	\$87.00	\$114.00	20-744	\$188.00	20-544	\$251.00
					20-744-XP	\$188.00	20-544-XP	\$251.00
					20-744-RP	\$188.00	20-544-RP	\$251.00
B661 and B664	1-3/8" to 2"	22-642	\$87.00	\$114.00	20-742	\$188.00	20-542	\$251.00
					20-742-XP	\$188.00	20-542-XP	\$251.00
					20-742-RP	\$188.00	20-542-RP	\$251.00
	>2" to 2-1/2"	22-643	\$87.00	\$114.00	20-743	\$188.00	20-543	\$251.00
					20-743-XP	\$188.00	20-543-XP	\$251.00
					20-743-RP	\$188.00	20-543-RP	\$251.00
		SL		SL Primus		SL Primus UL437		
		Part #	Price		Part #	Price	Part #	Price
B660 and B663	1-3/8" to 2-1/2"	91-032		\$114.00	91-711-XP	\$188.00	91-536-XP	\$251.00
B661 and B664	1-3/8" to 2"	91-030		\$114.00	91-709-XP	\$188.00	91-534-XP	\$251.00
	>2" to 2-1/2"	91-031		\$114.00	91-710-XP	\$188.00	91-535-XP	\$251.00
Double cylinder functions		Standard			Primus		Primus UL437	
		Part #	Open	Restricted	Part #	Price	Part #	Price
B662	1-3/8" to 2"	22-085	\$87.00	\$114.00	20-745	\$188.00	20-545	\$251.00
					20-745-XP	\$188.00	20-545-XP	\$251.00
					20-745-RP	\$188.00	20-545-RP	\$251.00
	>2" to 2-1/2"	22-086	\$87.00	\$114.00	20-746	\$188.00	20-546	\$251.00
					20-746-XP	\$188.00	20-546-XP	\$251.00
					20-746-RP	\$188.00	20-546-RP	\$251.00
Double cylinder functions		SL			SL Primus		SL Primus UL437	
		Part #	Price		Part #	Price	Part #	Price
B662	1-3/8" to 2"	91-028		\$114.00	91-712-XP	\$188.00	91-532-XP	\$251.00
	>2" to 2-1/2"	91-029		\$114.00	91-713-XP	\$188.00	91-533-XP	\$251.00
Housing only No cylinder/core or tailpiece		Standard			SL Primus		SL Primus UL437	
		Part #	Price		Part #	Price	Part #	Price
Full Size Interchangeable Core	Outside (B660, B661 and B663)	B610-203		\$85.10	B610-203	\$85.10	N/A	N/A
	Outside (B662)	B610-205		\$85.10	B610-205	\$85.10	N/A	N/A
	Inside (B662)	B610-028		\$87.40	B610-028	\$87.40	N/A	N/A
Small Format Interchangeable Core	Outside (All functions)	B610-204		\$78.90	N/A	N/A	N/A	N/A
	Inside (B662)	B610-281		\$78.90	N/A	N/A	N/A	N/A



SOLD SEPARATE

DEADBOLT/INTERCONNECT

HOW TO ORDER: Conventional Cylinders (Deadbolt-cylinder only)

	Catalog # - # of Pins	Finish	Keyway	Keying
Standard	22-003-6	626	S123	KD
Primus XP	20-188-XP	626	T145	MK
Primus	20-188	606	CP	KA-OBIT
SL	91-010	626	R123	MK
SL-Primus-XP	91-703	606	R123	MK

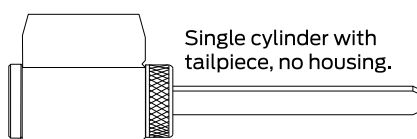
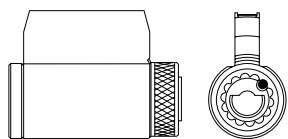
SCHLAGE CS200 SERIES	Standard			Primus		Primus UL437	
	Part #	Open	Restricted	Part #	Price	Part #	Price
Single Cylinder (6 Pin)	22-093	\$87.00	\$114.00	N/A	N/A	N/A	N/A
	SL			SL Primus		SL Primus UL437	
	Part #	Price		Part #	Price	Part #	Price
Single Cylinder (6 Pin)	91-013	\$114.00		N/A	N/A	N/A	N/A

SCHLAGE H SERIES							
Cylinder only No housing or tailpiece	Standard			Primus		Primus UL437	
	Part #	Open	Restricted	Part #	Price	Part #	Price
Cylinder Only (6 Pin)	22-081	\$87.00	\$114.00	24-769	\$188.00	24-569	\$251.00
				24-769-XP	\$188.00	24-569-XP	\$251.00
				24-769-RP	\$188.00	24-569-RP	\$251.00
Cylinder w/Housing (6 Pin)	22-082	\$87.00	\$114.00	24-770	\$188.00	24-570	\$251.00
				24-770-XP	\$188.00	24-570-XP	\$251.00
				24-770-RP	\$188.00	24-570-RP	\$251.00
Housing Only - Conventional Cylinder	B202-824	\$39.00					
Housing Only - Full Size Interchangeable Core	S306-135	\$99.40					

SOLD SEPARATE

DEADBOLT/INTERCONNECT

SCHLAGE H SERIES								
Cylinder only No housing or tailpiece		Standard			Primus		Primus UL437	
		Part #	Open	Restricted	Part #	Price	Part #	Price
5 Pin (C/CE/E/F keyways only)		22-001	\$87.00	N/A	N/A	N/A	N/A	N/A
6-Pin standard		22-002	\$87.00	\$114.00	20-729	\$188.00	20-529	\$251.00
					20-729-XP	\$188.00	20-529-XP	\$251.00
					20-729-RP	\$188.00	20-529-RP	\$251.00
		SL			SL Primus		SL Primus UL437	
		Part #	Price		Part #	Price	Part #	Price
6-Pin standard		91-008	\$114.00		91-707-XP	\$188.00	91-507-XP	\$251.00
Cylinder with housing Cylinder and housing, no tailpiece		Standard			Primus		Primus UL437	
		Part #	Open	Restricted	Part #	Price	Part #	Price
5 Pin (C/CE/E/F keyways only)	Outside	22-017	\$87.00	N/A	N/A	N/A	N/A	N/A
	Inside	22-018	\$87.00	N/A	N/A	N/A	N/A	N/A
6-Pin standard	Outside	22-019	\$87.00	\$114.00	20-730	\$188.00	20-530	\$251.00
					20-730-XP	\$188.00	20-530-XP	\$251.00
	Inside	22-020	\$87.00	\$114.00	20-731	\$188.00	20-531	\$251.00
					20-731-XP	\$188.00	20-531-XP	\$251.00
Housing only (not applicable H160) No cylinder/core or tailpiece		Standard			Primus		Primus UL437	
		Part #	Open	Restricted	Part #	Price	Part #	Price
Conventional Cylinder	Outside	B202-824	\$39.00		N/A	N/A	N/A	N/A
	Inside	B202-825	\$39.00		N/A	N/A	N/A	N/A
Full Size Interchangeable Core	Outside	22-061	\$94.00		N/A	N/A	N/A	N/A
	Inside	22-062	\$94.00		N/A	N/A	N/A	N/A



S200 after 2008

S200 SERIES ORDERED AFTER FEB -2008							
	Standard			Primus		Primus UL437	
	Part #	Open	Restricted	Part #	Price	Part #	Price
Cylinder Only (6 Pin)	22-081	\$87.00	\$114.00	24-769	\$188.00	24-569	\$251.00
				24-769-XP	\$188.00	24-569-XP	\$251.00
				24-769-RP	\$188.00	24-569-RP	\$251.00
Cylinder w/Housing (6 Pin)	22-082	\$87.00	\$114.00	24-770	\$188.00	24-570	\$251.00
				24-770-XP	\$188.00	24-570-XP	\$251.00
				24-770-RP	\$188.00	24-570-RP	\$251.00
Housing Only - Conventional Cylinder	B202-824	\$39.00					
Housing Only - Full Size Interchangeable Core	S306-135	\$99.40					



SOLD SEPARATE

DEADBOLT/INTERCONNECT

HOW TO ORDER: Conventional Cylinders (Deadbolt-cylinder only)

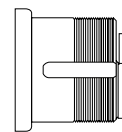
	Catalog # - # of Pins	Finish	Keyway	Keying
Standard	22-003-6	626	S123	KD
Primus XP	20-188-XP	626	T145	MK
Primus	20-188	606	CP	KA-OBIT
SL	91-010	626	R123	MK
SL-Primus-XP	91-703	606	R123	MK

S200 ORDERED BEFORE FEB -2008								
Cylinder only No housing or tailpiece		Standard			Primus		Primus UL437	
		Part #	Open	Restricted	Part #	Price	Part #	Price
5 Pin (C/CE/E/F keyways only)		22-001	\$87.00	N/A	N/A	N/A	N/A	N/A
6-Pin standard		22-002	\$87.00	\$114.00	20-729	\$188.00	20-529	\$251.00
					20-729-XP	\$188.00	20-529-XP	\$251.00
					20-729-RP	\$188.00	20-529-RP	\$251.00
		SL			SL Primus		SL Primus UL437	
		Part #	Price		Part #	Price	Part #	Price
6-Pin standard		91-008	\$114.00		91-707-XP	\$188.00	91-507-XP	\$251.00
Cylinder with housing Cylinder and housing, no tailpiece		Standard			Primus		Primus UL437	
		Part #	Open	Restricted	Part #	Price	Part #	Price
5 Pin (C/CE/E/F keyways only)	Outside	22-017	\$87.00	N/A	N/A	N/A	N/A	N/A
	Inside	22-018	\$87.00	N/A	N/A	N/A	N/A	N/A
6-Pin standard	Outside	22-019	\$87.00	\$114.00	20-730	\$188.00	20-530	\$251.00
					20-730-XP	\$188.00	20-530-XP	\$251.00
	Inside	22-020	\$87.00	\$114.00	20-731	\$188.00	20-531	\$251.00
					20-731-XP	\$188.00	20-531-XP	\$251.00
Housing only No cylinder/core or tailpiece		Standard			Primus		Primus UL437	
		Part #	Open	Restricted	Part #	Price	Part #	Price
Conventional Cylinder	Outside	B202-824	\$39.00		N/A	N/A	N/A	N/A
	Inside	B202-825	\$39.00		N/A	N/A	N/A	N/A
Full Size Interchangeable Core	Outside	22-061	\$94.00		N/A	N/A	N/A	N/A
	Inside	22-062	\$94.00		N/A	N/A	N/A	N/A

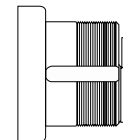


SOLD SEPARATE

MORTISE



Cylinder Only



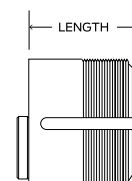
Cylinder with Compression Ring & Spring

HOW TO ORDER: Conventional Cylinders (Mortise)

	Catalog # - # of Pins	Finish	Cyl. Length	Keyway	Keying
Standard	20-001-6	626	118	S123	KD
Primus XP	20-700-XP	626	114	T145	MK
Primus	20-700	606	118	CP	KA-OBIT
SL	91-051	626	118	R145	MK
SL-Primus-XP	91-751-XP	625	118	R145	MK

Available cylinder lengths: 1-1/8", 1-1/4", 1-3/8", 1-1/2", 1-5/8", 1-3/4"
 All SL cylinders are only available in 1-1/8" and 1-1/4" cylinder lengths

Concealed



SCHLAGE L SERIES (EXCEPT L9060 OUTSIDE)

Cylinder Only	Standard			Primus		Primus UL437	
	Part #	Open	Restricted	Part #	Price	Part #	Price
L and N escutcheons	30-021	\$103.00	\$130.00	20-793	\$204.00	20-593	\$267.00
				20-793-XP	\$204.00	20-593-XP	\$267.00
				20-793-RP	\$204.00	20-593-RP	\$267.00
L and N escutcheons - LM9280, LM9380 and LMV9380	30-019	\$103.00	\$130.00	N/A	N/A	N/A	N/A
L and N escutcheons - Faculty restroom (Hotel) function	30-022	\$168.00	\$195.00	N/A	N/A	N/A	N/A
Concealed cylinder (L escutcheon)	30-004	\$135.00	\$162.00	20-789	\$236.00	20-589	\$299.00
				20-789-XP	\$236.00	20-589-XP	\$299.00
Concealed cylinder (L escutcheon) - Faculty restroom (Hotel) function	30-005	\$200.00	\$227.00	N/A	N/A	N/A	N/A
	SL			SL Primus		SL Primus UL437	
	Part #	Price		Part #	Price	Part #	Price
L and N escutcheons	91-063		\$130.00	91-760-XP	\$204.00	N/A	N/A
L and N escutcheons - LM9280, LM9380 and LMV9380	91-130 (1-1/4)		\$130.00	N/A	N/A	N/A	N/A
Cylinder with compression ring and spring	Standard			Primus		Primus UL437	
	Part #	Open	Restricted	Part #	Price	Part #	Price
Rose trim	30-001	\$109.00	\$136.00	20-787	\$210.00	20-587	\$273.00
				20-787-XP	\$210.00	20-587-XP	\$273.00
				20-787-RP	\$210.00	20-587-RP	\$273.00
Rose trim - LM9280, LM9380, LMV9380, L9081, and LV9081	30-000	\$109.00	\$136.00	N/A	N/A	N/A	N/A
Rose trim - Faculty restroom (Hotel) function	30-002	\$174.00	\$201.00	N/A	N/A	N/A	N/A
	SL			SL Primus		SL Primus UL437	
	Part #	Price		Part #	Price	Part #	Price
Rose trim	91-062		\$136.00	91-757-XP	\$210.00	91-557-XP	\$273.00
Rose trim - LM9280, LM9380 and LMV9380	91-129 (1-1/8)		\$136.00	N/A	N/A	N/A	N/A

Add \$25 for cylinder lengths of 1-1/2" to 1-3/4"

Pricing for cylinder lengths greater than 1-3/4", see Special Cylinders (page 390)

Pricing shown above is for all available finishes



SOLD SEPARATE

MORTISE

HOW TO ORDER: Conventional Cylinders (Mortise)

	Catalog # - # of Pins	Finish	Cyl. Length	Keyway	Keying
Standard	20-001-6	626	118	S123	KD
Primus XP	20-700-XP	626	114	T145	MK
Primus	20-700	606	118	CP	KA-OBIT
SL	91-051	626	118	R145	MK
SL-Primus-XP	91-751-XP	625	118	R145	MK

Available cylinder lengths: 1-1/8", 1-1/4", 1-3/8", 1-1/2", 1-5/8", 1-3/4"

All SL cylinders are only available in 1-1/8" and 1-1/4" cylinder lengths

L9060 OUTSIDE, VON DUPRIN AND OTHER STRAIGHT CAM APPLICATIONS'							
Cylinder with compression spring	Standard			Primus		Primus UL437	
	Part #	Open	Restricted	Part #	Price	Part #	Price
	26-021	\$106.00	\$133.00	20-701	\$207.00	20-501	\$270.00
				20-701-XP	\$207.00	20-501-XP	\$270.00
20-701-RP				\$207.00	20-501-RP	\$270.00	
	SL			SL Primus		SL UL4372	
	Part #	Price		Part #	Price	Part #	Price
	91-059	\$133.00		91-754-XP	\$207.00	91-564-XP	\$270.00
Cylinder with compression ring and spring	Standard			Primus		Primus UL437	
	Part #	Open	Restricted	Part #	Price	Part #	Price
	20-001	\$109.00	\$136.00	20-700	\$210.00	20-500	\$273.00
				20-700-XP	\$210.00	20-500-XP	\$273.00
20-700-RP				\$210.00	20-500-RP	\$273.00	
Lockout Function	N/A	N/A	N/A	20-715-XP	\$282.00	20-515-XP	\$345.00
	SL			SL Primus		SL Primus UL437	
	Part #	Price		Part #	Price	Part #	Price
	91-051	\$136.00		91-751-XP	\$210.00	91-561-XP	\$273.00
Cylinder with compression ring, spring and blocking ring	Standard			Primus		Primus UL437	
	Part #	Open	Restricted	Part #	Price	Part #	Price
1-1/8" Length only (Adams Rite 2331)	20-002	\$116.00	\$143.00	20-703	\$217.00	20-503	\$280.00
				20-703-XP	\$217.00	20-503-XP	\$280.00
				20-703-RP	\$217.00	20-503-RP	\$280.00
1-1/8" Length only (Adams Rite 2331)	SL			SL Primus		SL Primus UL437	
	Part #	Price		Part #	Price	Part #	Price
	91-052	\$143.00		91-752-XP	\$217.00	91-562-XP	\$280.00
Cylinder Only	Standard			Primus		Primus UL437	
	Part #	Open	Restricted	Part #	Price	Part #	Price
Concealed Cylinder (L Escutcheon)	26-023	\$135.00	\$162.00	24-767	\$236.00	24-567	\$299.00
				24-767-XP	\$236.00	24-567-XP	\$299.00

For dogging applications that require an inverted CAM, specify XQ11-949

Example: 26-021-6.626.118.S123.KD.XQ11-949

¹ For L9060 outside or application that may require an extend CAM length, the following substitutions can be made in the field to all cylinder listed above. L583-941 (1-1/8", 1-3/8", 1-5/8") and L583-942 (1-1/4", 1-1/2", 1-3/4")

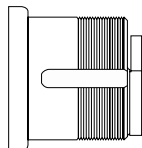
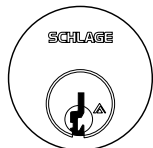
Add \$25 for cylinder lengths of 1-1/2" to 1-3/4"

Pricing for cylinder lengths greater than 1-3/4", see Special Cylinders (page 390)

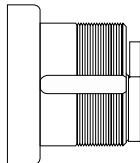
Pricing shown above is for all available finishes

SOLD SEPARATE

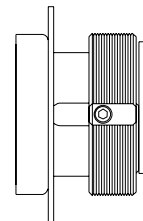
COMPETITOR MORTISE



Cylinder Only



Cylinder with Compression Ring & Spring



20-009, 20-505, 20-705

For old black cast iron case mortise locks only.

ADAMS RITE MS/4500/4700, LORI 4500, AND CORBIN RUSSWIN DL3000	Standard			Primus		Primus UL437	
	Part #	Open	Restricted	Part #	Price	Part #	Price
Cylinder only	26-072	\$103.00	\$130.00	N/A	N/A	N/A	N/A
Cylinder with compression ring and spring (lockout function)	N/A	N/A	N/A	20-718	\$282.00	20-518	\$345.00
				20-718-XP	\$282.00	20-518-XP	\$345.00
Cylinder with 3/8" blocking ring	20-013	\$109.00	\$136.00	20-706	\$210.00	20-506	\$273.00
				20-706-XP	\$210.00	20-506-XP	\$273.00
				20-706-RP	\$210.00	20-506-RP	\$273.00
	SL			SL Primus		SL Primus UL437	
	Part #	Price		Part #	Price	Part #	Price
Cylinder Only	91-060	\$130.00		91-758-XP	\$204.00	91-558-XP	\$267.00
Cylinder with 3/8" blocking ring	91-054	\$136.00		91-755-XP	\$210.00	91-555-XP	\$273.00

ADAMS RITE 4070	Standard			Primus		Primus UL437	
	Part #	Open	Restricted	Part #	Price	Part #	Price
Cylinder only	26-073	\$103.00	\$130.00	20-708	\$204.00	20-508	\$267.00
				20-708-XP	\$204.00	20-508-XP	\$267.00
				20-708-RP	\$204.00	20-508-RP	\$267.00
	SL			SL Primus		SL Primus UL437	
	Part #	Price		Part #	Price	Part #	Price
Cylinder Only	91-061		\$130.00	91-759-XP	\$204.00	91-559-XP	\$267.00

CORBIN RUSSWIN MASTER RING	Standard			Primus		Primus UL437	
	Part #	Open	Restricted	Part #	Price	Part #	Price
Master ring	20-009	\$251.00	\$278.00	20-705	\$352.00	20-505	\$415.00
				20-705-XP	\$352.00	20-505-XP	\$415.00

Available cylinder lengths: 1-1/8", 1-1/4", 1-3/8", 1-1/2", 1-5/8", 1-3/4"

Add \$25 for cylinder lengths of 1-1/2" to 1-3/4"

Pricing for cylinder lengths greater than 1-3/4", see Special Cylinders (page 390)

Pricing shown above is for all available finishes

SOLD SEPARATE

CAM LISTING FOR SCHLAGE MORTISE CYLINDERS

	Conventional Cylinder										Full Size (FSIC)						Small Format (SFIC)		
	Modular Cylinder					SL Cylinder			Non Modular Cylinder										
	Cylinder Length	Cam Profile	Housing & Core	Primus	UL437	Cam Profile	SL	SL/Primus	Cam Profile	Classic Keyways	Everest & Primus	Cam Profile	Housing & Core	Housing only	Primus	SL	SL/Primus	Housing & Core	Housing only
L-Series (except L9060) Glynn-Johnson HL-6 (except 9060 O/S)	1-1/8, 1-3/8, 1-5/8		L583-474			L583-800 ¹		L583-254	L583-153										
	1-1/4, 1-1/2, 1-3/4	L583-475	L583-801 ¹																
			X = 0.261 Y = 0.644						X = 0.252 Y = 0.638			X = 0.252 Y = 0.638							
Schlage LM/LMV Series	1-1/8, 1-3/8, 1-5/8		L583-474			L583-800 ¹													
	1-1/4, 1-1/2, 1-3/4	L583-475	L583-801 ¹																
			X = 0.261 Y = 0.644									X = 0.256 Y = 0.638							
Schlage L9060 outside (standard length) Glynn-Johnson HL-6 (9060 O/S)	1-1/8, 1-3/8, 1-5/8		L583-476			L583-802 ¹													
	1-1/4, 1-1/2, 1-3/4	L583-477	L583-803 ¹																
			X = 0.338 Y = 0.710									X = 0.338 Y = 0.778							
Von Duprin and Other Straight Cam Apps	1-1/8, 1-3/8, 1-5/8		L583-476			L583-802 ¹													
	1-1/4, 1-1/2, 1-3/4	L583-477	L583-803 ¹																
			X = 0.338 Y = 0.710									X = 0.338 Y = 0.710							
Adams Rite MS, 4500 and 4700	1-1/8, 1-3/8, 1-5/8		L583-446			L583-773													
	1-1/4, 1-1/2, 1-3/4	L583-447	L583-774																
			X = 0.185 Y = 0.562						X = 0.187 Y = 0.562			X = 0.187 Y = 0.562							
Adams Rite 4070	1-1/8, 1-3/8, 1-5/8		B520-743			B520-788													
	1-1/4, 1-1/2, 1-3/4	B520-744	B520-789																
			X = 0.323 Y = 0.625						X = 0.323 Y = 0.625			X = 0.311 Y = 0.625							

¹ Not available from the factory as a complete cylinder. Order 20-001 and swap cam.

SOLD SEPARATE



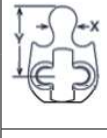
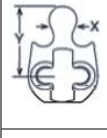
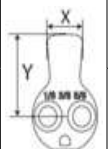


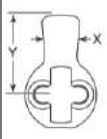
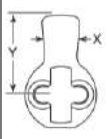


CAM SUBSTITUTIONS FOR SCHLAGE MORTISE CYLINDERS

CAM substitutions only allowed on these cylinder numbers: Order Example: 20-00 x B210- 731.626.S123	Conventional Cylinder										Full Size (FSIC)						Small Format (SFIC) ¹		
	Modular Cylinder 20-001, 20-002, 20-500, 20-501, 20-515, 20-700, 20-701, 20-715, 26-021					SL Cylinder 91-051118 or 91-051114			Non Modular Cylinder < July 2010			20-059, 20-061, 26-064, 20-763, 20-771, 26-091, 26-094							
	Cylinder Length	Cam Profile	Housing & Core	Primus	UL437	Cam Profile	SL	SL/Primus	Cam Profile	Concealed Cylinder (Classic Keyways)	Concealed Cylinder (Everest & Primus)	Cam Profile	Housing & Core	Housing only	Primus	SL	SL/Primus	Housing & Core	Housing only
Cor Rus® ML2200 (old Cor 7-9000 and Russ 4-5000) Except ML2255 and ML2242 inside	1-1/8, 1-3/8, 1-5/8		B520-732				B520-782			B520-233	B520-309		B520-253						
	1-1/4, 1-1/2, 1-3/4		B520-733				B520-783												
		X = 0.236 Y = 0.731								X = 0.232 Y = 0.729			X = 0.232 Y = 0.727						
Best 40H & 30H Cor Rus® A65 ML2200 (<6/10/93) Russ cast iron	1-1/8, 1-3/8, 1-5/8		B520-734				B520-784			B520-223	B520-367		B520-360						
	1-1/4, 1-1/2, 1-3/4		B520-735				B520-785												
		X = 0.242 Y = 0.757								X = 0.235 Y = 0.729			X = 0.235 Y = 0.752						
Yale® 2160 Arrow® #004 Sargent® 13-0660 (except 16 inside ~& 50 outside)	1-1/8, 1-3/8, 1-5/8		B520-736				B520-786			B520-256	B520-329		B520-296						
	1-1/4, 1-1/2, 1-3/4		B520-737				B520-787												
		X = 0.187 Y = 0.727								X = 0.189 Y = 0.718			X = 0.186 Y = 0.725						
Best 30H (except deadbolt functions)	1-1/8, 1-3/8, 1-5/8		L583-476				L583-802 ¹			B502-191	B502-948		K510-730						
	1-1/4, 1-1/2, 1-3/4		L583-477				L583-803 ¹												
		X = 0.338 Y = 0.710											X = 0.338 Y = 0.710						
Falcon 718C (>Mar 2011) Cor Rus® DL4000 (Old Cor 420 and Russ 1503)	1-1/8, 1-3/8, 1-5/8		B520-730				B520-780			B520-295	B520-366		B520-254						
	1-1/4, 1-1/2, 1-3/4		B520-731				B520-781												
										X = 0.155 Y = 0.761			X = 0.155 Y = 0.761						

¹ SFIC Cam substitutions allowed on 80-302, 80-110, 80-132, 80-102 only

SOLD SEPARATE

CAMS SOLD SEPARATE

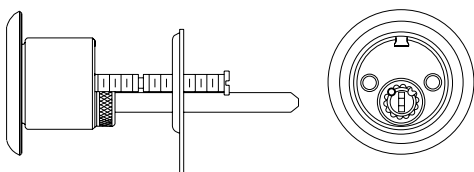
	Conventional Cylinder										Full Size (FSIC)					Small Format (SFIC)			
	Modular Cylinder					SL Cylinder			Non Modular Cylinder										
	Cylinder Length	Cam Profile	Housing & Core	Primus	UL437	Cam Profile	SL	SL/Primus	Cam Profile	Classic Keyways	Everest & Primus	Cam Profile	Housing & Core	Housing only	Primus	SL	SL/Primus	Housing & Core	Housing only
Sargent and Yale (Non-IC) Sold Separate only	1-1/8, 1-3/8, 1-5/8								L583-197										
	1-1/4, 1-1/2, 1-3/4																		
	X = 0.252 Y = 0.638																		
Corbin Russwin (Non-IC) Sold Separate only	1-1/8, 1-3/8, 1-5/8								L583-198										
	1-1/4, 1-1/2, 1-3/4																		
	X = 0.252 Y = 0.638																		
Schlage L9060 outside (extended length applications)¹	1-1/8, 1-3/8, 1-5/8		L583-941																
	1-1/4, 1-1/2, 1-3/4		L583-942																
			X = 0.338 Y = 0.778																
Falcon MA (except MA381 function)	1-1/8, 1-3/8, 1-5/8		L583-638										B520-698						
	1-1/4, 1-1/2, 1-3/4		L583-639																
			X = 0.196 Y = 0.718																
Falcon 24/25 exit device with trims (except 718C & 718NL)	1-1/8, 1-3/8, 1-5/8								A09897-024-00										
	1-1/4, 1-1/2, 1-3/4																		
	X = 0.334 Y = 0.720																		
Falcon 24/25 exit device with trims (only 718C & 718NL)	1-1/8, 1-3/8, 1-5/8								A09894-021-00										
	1-1/4, 1-1/2, 1-3/4																		
	X = 0.229 Y = 0.703																		

SOLD SEPARATE

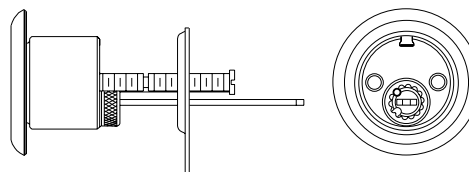
RIM

HOW TO ORDER: Conventional Cylinders (RIM)

	Catalog # - # of Pins	Finish	Keyway	Keying
Standard	20-021	626	S123	KD
Primus XP	20-709-XP	626	T145	MK
Primus	20-709	606	CP	KA-OBIT
SL	91-074	626	R123	MK
SL-Primus-XP	91-775-XP	606	R123	MK



Vertical Tailpiece (No. 1 bar)



Horizontal Tailpiece (No. 2 bar)

RIM CYLINDER							
Conventional Cylinder	Standard			Primus		Primus UL437	
	Part #	Open	Restricted	Part #	Price	Part #	Price
Cylinder (Horizontal Tailpiece)	20-022	\$103.00	\$130.00	20-710	\$204.00	20-510	\$267.00
				20-710-XP	\$204.00	20-510-XP	\$267.00
				20-710-RP	\$204.00	20-510-RP	\$267.00
Cylinder (Vertical Tailpiece)	20-021	\$103.00	\$130.00	20-709	\$204.00	20-509	\$267.00
				20-709-XP	\$204.00	20-509-XP	\$267.00
				20-709-RP	\$204.00	20-509-RP	\$267.00
Lockout - Cylinder (Horizontal Tailpiece)	N/A			20-716	\$276.00	20-516	\$339.00
				20-716-XP	\$276.00	20-516-XP	\$339.00
SL - Conventional Cylinder	Standard			Primus		SL Primus UL 437	
	Part #	Open	Restricted	Part #	Price	Part #	Price
Cylinder (Horizontal Tailpiece)	91-075	N/A	\$130.00	91-775-XP	\$204.00	91-575-XP	\$267.00
Cylinder (Vertical Tailpiece)	91-074	N/A	\$130.00	91-774-XP	\$204.00	91-574-XP	\$267.00
Thumbturns	Standard						
	Part #		Price				
Standard (Horizontal Tailpiece)	XB11-979		\$159.00				
ADA (Horizontal Tailpiece)	XB13-379		\$159.00				

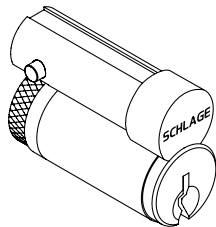
¹ Uncombined cores DO NOT include keys, pins, springs, or Primus components.
Pricing for cylinder lengths greater than 1-3/4", see Special Cylinders (page 390).
Pricing shown above is for all available finishes.

SOLD SEPARATE

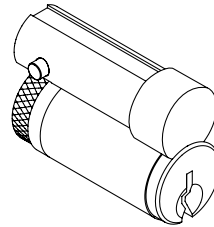
FULL SIZE INTERCHANGEABLE CORE (FSIC)

HOW TO ORDER: Full Size Interchangeable Cores (FSIC)

	Catalog # - # of Pins	Finish	Keyway	Keying
Standard	23-030	626	S123	KD
Primus XP	20-740-XP	626	T145	MK
Primus	20-740	606	CP	KA-OBIT
SL	91-161	626	R123	MK
SL-Primus-XP	91-861-XP	626	R123	MK



23-030



23-031

Full Size Interchangeable Cores (FSIC) Description	Standard			Primus (-XP)		SL		SL-Primus	
	Part #	Open	Restricted	Part #	Price	Part #	Price	Part #	Price
FSIC (w/logo)	23-030	\$99.00	\$126.00	20-740	\$200.00	91-161	\$126.00	91-861-XP	\$200.00
				20-740-XP	\$200.00				
				20-740-RP	\$200.00				
FSIC (w/o logo)	23-031	\$99.00	\$126.00	20-741	\$200.00	91-162	\$126.00	91-862-XP	\$200.00
				20-741-XP	\$200.00				
				20-741-RP	\$200.00				
FSIC (w/logo) - Faculty restroom (Hotel) (L9485/9486)	30-120 🖐	\$164.00	\$191.00						
FSIC (w/o logo) - Faculty restroom (Hotel) (L9485/L9486)	30-121 🖐	\$164.00	\$191.00						
Competitive Large Format Interchangeable Cores (LFIC)	Standard			Primus		SL		SL-Primus	
	Part #	Open (Everest 29 S)	Restricted (Everest 29 T)	Part #	Price	Part #	Price	Part #	Price
Sargent - Combined	47492846	\$99.00	\$126.00	47505672	\$200.00				
Sargent - Uncombined	47580487	\$64.00	\$91.00	47580489	\$165.00				
Corbin Russwin - Combined	47492854	\$99.00	\$126.00	47505697	\$200.00				
Corbin Russwin - Uncombined	47580488	\$64.00	\$91.00	47580490	\$165.00				

Note: A single control key will be added to orders containing interchangeable cores where a new masterkey system, masterkey expansion with a new different control key, or keyed alike by group if not included on original order.



SOLD SEPARATE

FSIC MORTISE

HOW TO ORDER: FSIC (Mortise) - only available in 1-1/2" cylinder length

	Catalog # - # of Pins	Finish	Keyway	Keying
Standard	30-008	626	S123	KD
Primus XP	20-798-XP	626	T145	MK
Primus	20-798	606	CP	KA-OBIT
SL	91-163	626	R123	MK
SL-Primus-XP	91-863-XP	626	R123	MK
Construction Core	30-008	626	ICX	-

Full Size Interchangeable Cores (FSIC) Mortise Cylinder	FSIC			Primus		SL		SL-Primus	
	Part #	Price		Part #	Price	Part #	Price	Part #	Price
		Open	Restricted						
SCHLAGE L (EXCEPT L9060 OUTSIDE)									
Cylinder Only									
Housing Only	30-016	\$94.00							
Cylinder w/ Compression Ring & Spring									
L & N Escutcheons	30-008	\$199.00	\$226.00	20-798	\$300.00	91-163	\$226.00	91-863-XP	\$300.00
				20-798-XP	\$300.00				
				20-798-RP	\$300.00				
L & N Escutcheons - Faculty restroom (Hotel) (specify handing)	30-010	\$240.00	\$267.00						
Housing Only	30-007	\$100.00							
Cylinder w/ Comp. Ring & Spring, Blocking Ring									
Rose Trim	30-138	\$206.00	\$233.00	20-776	\$307.00	91-169	\$233.00	91-869-XP	\$307.00
				20-776-XP	\$307.00				
				20-776-RP	\$307.00				
Rose Trim - Faculty restroom (Hotel) (specify handing)	30-140	\$247.00	\$274.00						
Housing Only	30-137	\$107.00							
SCHLAGE L9060 OUTSIDE									
Cylinder Only									
Housing Only	30-032	\$94.00							
Cylinder w/ Compression Ring & Spring									
L & N Escutcheons	30-030*	\$199.00	\$226.00	20-782	\$300.00	91-165	\$226.00	91-865-XP	\$300.00
				20-782-XP	\$300.00				
				20-782-RP	\$300.00				
Cylinder w/ Comp. Ring & Spring, Blocking Ring									
Rose Trim				20-783	\$307.00				
				20-783-XP	\$307.00				
				20-783-RP	\$307.00				
SCHLAGE LM9280, LM9380, LMV9380, L9081, AND LV9081									
Cylinder w/ Compression Ring & Spring									
Housing Only	26-102	\$100.00							
w/logo (specify handing)	26-101	\$199.00	\$226.00						
w/o logo (specify housing)	26-103	\$199.00	\$226.00						

Note: For dogging applications that require an inverted CAM, specify XQ11-948 Example: 26-091.626.s123.kd.XQ11-948



SOLD SEPARATE

FSIC MORTISE

Von Duprin and Other Straight Cam Apps	FSIC			Primus		SL		SL-Primus	
	Part #	Price		Part #	Price	Part #	Price	Part #	Price
		Open	Restricted						
Cylinder Only									
Housing Only	20-059	\$94.00							
Cylinder w/ Compression Ring & Spring									
Core & Housing	26-091	\$199.00	\$226.00	20-763	\$300.00	91-171	\$226.00	91-871-XP	\$300.00
				20-763-XP	\$300.00				
				20-763-RP	\$300.00				
Housing Only	26-064	\$94.00							
Cylinder w/ Comp. Ring & Spring, Blocking Ring									
Core & Housing	20-061	\$206.00	\$233.00	20-771	\$307.00	91-173	\$233.00	91-873-XP	\$307.00
				20-771-XP	\$307.00				
				20-771-RP	\$307.00				
Housing Only	26-094	\$94.00							
ADAMS RITE MS, 4500 AND 4700, LORI 4500, CORBIN RUSSWIN DL3000									
Housing Only	20-060	\$94.00							
Cylinder w/ Compression Ring & Spring	26-098	\$199.00	\$226.00			91-172	\$226.00		
Cylinder w/ Comp. Ring & Spring, Blocking Ring	20-062	\$206.00	\$233.00	20-766	\$307.00				
				20-766-XP	\$307.00	91-174	\$233.00	91-874-XP	\$307.00
				20-766-RP	\$307.00				
ADAMS RITE 4070									
Housing Only	20-090	\$94.00							
Cylinder w/ Comp. Ring & Spring, Blocking Ring	20-091	\$206.00	\$233.00	20-722	\$307.00				
				20-722-XP	\$307.00	91-175	\$233.00	91-875-XP	\$307.00
				20-722-RP	\$307.00				

Full Size IC Cylinder Blocking Ring Requirements, L Series and L Series with Vandlgard					
Function	Trim	Door thickness			
		1-3/8"	1-3/4"	2"	2-1/4"
		Dimension			
L9050, L9056, L9070, L9076, L9080, L9080EL/EU, L9453, L9456, L9460 per XL11-886 or XL-635, L9464 per XL11-886, L9465, L9473, L9480	Rose	050	037	025	025
	Escutcheon	025	012	N/R	N/R
L9485 per XL11-557	Rose	—	037	025	025
	L Escutcheon only	—	012	N/R	N/R
L9486, L9496	Rose	012	N/R	N/R	N/R
L9060, ¹ L9071, ¹ L9077, ¹ L9082, ¹ L9457, ¹ L9462 ¹ per XL11-886, L9466, ¹ L9482 ¹	Rose	—	050	043	031
	Escutcheon	025	012	N/R	N/R
L460, L464, L9460, L9464	Rose	050	037	025	025
L462*, L463*, L9462*, L9463*	Rose	—	050	043	031

Notes: Specify blocking ring (36-082), finish and dimension.
Blocking ring (36-082) must be used with compression ring (36-083).
N/R = None Required.
¹ 2 Blocking rings required.

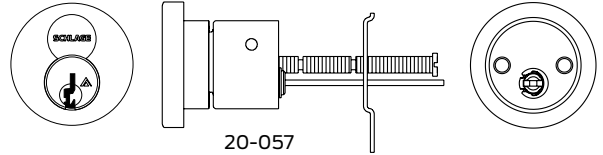


SOLD SEPARATE

FSIC RIM

HOW TO ORDER: FSIC (RIM)

	Catalog # - # of Pins		Finish		Keyway		Keying
Standard	20-057	.	626	.	S123	.	KD
Primus XP	20-757-XP	.	626	.	T145	.	MK
Primus	20-757	.	606	.	CP	.	KA-OBIT
SL	91-170	.	626	.	R123	.	MK
SL-Primus-XP	91-870-XP	.	626	.	R123	.	MK



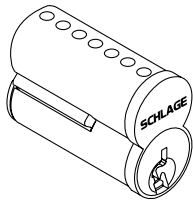
FULL SIZE INTERCHANGEABLE CORES (FSIC) RIM Cylinder	FSIC			Primus		SL		SL-Primus	
	Part #	Price		Part #	Price	Part #	Price	Part #	Price
		Open	Restricted						
Housing Only	20-079	\$94.00				20-079	\$94.00		
Core & Housing	20-057	\$193.00	\$220.00	20-757	\$294.00				
				20-757-XP	\$294.00	91-170	\$220.00	91-870-XP	\$294.00
				20-757-RP	\$294.00				

SOLD SEPARATE

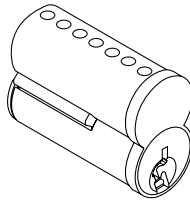
SMALL FORMAT INTERCHANGEABLE CORE (SFIC)

HOW TO ORDER: Small Format Interchangeable Cores (SFIC)

	Catalog # - # of Pins	Finish	Keyway	Keying	
Combinated, 7-pin	80-037	626	R125	MK	Everest 29 R & Everest B Keyways only
	80-036	606	R135	—	Everest 29 R & Everest B Keyways only
Uncombinated, 7-pin	80-033	626	AB	—	BEST® Keyways only
Uncombinated, 6-pin	80-043	626	AB	—	BEST® keyways only



80-037



80-033

Small Format Interchangeable Core (SFIC) Description	Standard			
	Part #	Price		Keyways
		Open	Restricted	
Everest 29/Everest (combinated)	80-037		\$113.00	Everest 29 R & Everest B only
Everest 29/Everest (uncombinated)	80-036		\$78.00	Everest 29 R & Everest B only
7-Pin (uncombinated)	80-033	\$54.00		BEST keyways only
6-Pin (uncombinated)	80-043	\$54.00		BEST keyways only

Uncombinated cores are furnished less keys, pins, and springs.

Note: A single control key will be added to orders containing interchangeable cores where a new masterkey system, masterkey expansion with a new different control key, or keyed alike by group if not included on original order.

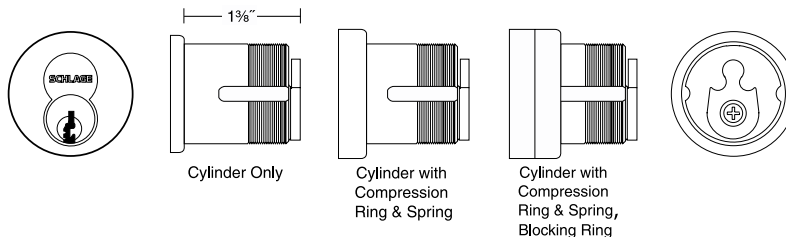
SOLD SEPARATE

SFIC MORTISE

HOW TO ORDER:

SFIC (Mortise) - only available in 1 3/8" cylinder length

	Catalog # - # of Pins	Finish	Keyway	Keying
Standard	80-308	626	R123	MK



Lock Series	Small Format Interchangeable Cores (SFIC) Mortise Cylinder	SFIC		Keyed		Disposable	
		Part #	Price		Part #	Price	Part #
			Open	Restricted			
Schlage L (except L9060 outside)	Cylinder w/ Compression Ring & Spring						
	L & N Escutcheons	80-308		\$213.00	80-138	\$160.00	80-115
	Housing Only	80-108		\$100.00			
	Cylinder w/ Comp. Ring & Spring, Blocking Ring						
	Rose Trim	80-301		\$220.00	80-131	\$167.00	80-109
	Housing Only	80-101		\$107.00			
Schlage L9060 outside	Cylinder w/ Compression Ring & Spring						
	L & N Escutcheons	80-304		\$213.00	80-134	\$160.00	80-112
	Housing Only	80-104		\$100.00			
LM9280, LM9380, LMV9380, L9081, and LV9081t	Cylinder w/ Compression Ring & Spring						
	Core & Housing	26-106		\$213.00	26-107	\$160.00	26-105
	Housing Only	26-104		\$100.00			
Von Duprin and Other Straight Cam Apps	Cylinder w/ Comp. Ring & Spring, Blocking Ring						
	Core & Housing	80-302		\$220.00	80-132	\$167.00	80-110
	Housing Only	80-102		\$107.00			
Adams Rite MS, 4500 and 4700 Corbin Russwin DL3000	Cylinder w/ 7/16" Blocking Ring	80-303		\$213.00	80-133	\$160.00	80-111
	Housing Only	80-103		\$100.00			
Adams Rite 4070	Cylinder w/ Comp. Ring & Spring, Blocking Ring	80-305		\$220.00	80-135	\$167.00	80-113
	Housing Only	80-105		\$107.00			

Note: For dogging applications that require an inverted CAM, specify XQ11-948 SM Example: 80-302.626.R123.kd.XQ11-948

Small Format IC Cylinder Blocking Ring Requirements, L Series and L Series with Vandlgard					
Function	Trim	Door thickness			
		1-3/8"	1-3/4"	2"	2-1/4"
		Dimension			
L9050, L9056, L9070, L9076, L9080, L9080EL/EU, L9453, L9456, L9460 per XL11-886 or XL-635, L9464 per XL11-886, L9465, L9473, L9480	Rose	037	025	012	N/R
	Escutcheon ²	N/R	N/R	N/R	N/R
L9060, ¹ L9071, ¹ L9077, ¹ L9082, ¹ L9082EL/EU, ¹ L9457, ¹ L9462 ¹ per XL11-886, L9464, ¹ L9466, ¹ L9482 ¹	Rose	—	050	037	025
	Escutcheon	018	N/R	N/R	N/R
L9496	Rose	025	012	N/R	N/R
L460, L464, L496, L9460, L9464	Rose	037	025	012	N/R
L462, ¹ L463, ¹ L9462, ¹ L9463 ¹	Rose	—	050	037	025

Notes:

Specify blocking ring (36-082), finish and dimension.

Blocking ring (36-082) must be used with compression ring (36-083).

N/R = None Required.

¹ 2 Blocking rings required.

² Compression ring not required for doors over 1-9/16" thick.




SOLD SEPARATE

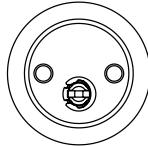
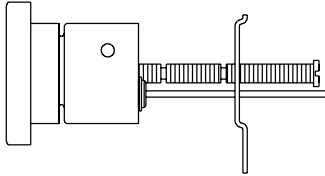
SFIC RIM

HOW TO ORDER: SFIC (RIM)

	Catalog # - # of Pins	Finish	Keyway	Keying
Standard	80-329	626	R123	MK



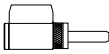
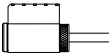
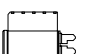
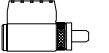
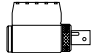
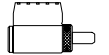
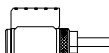
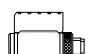

Small Format
Interchangeable Core



				Construction Cores			
Small Format Interchangeable Cores (SFIC) RIM Cylinder	SFIC			Keyed		Disposable	
	Part #	Price		Part #	Price	Part #	Price
		Open	Restricted				
Core & Housing	80-329		\$207.00	80-159	\$154.00	80-116	\$94.00
Housing Only	80-129	\$94.00					

SOLD SEPARATE

COMPETITIVE CONVENTIONAL CYLINDERS

Brand	Lock Series	Part #	Standard		Primus ¹ (-XP or -RP)		UL 437I (-XP or -RP) ¹	
			Price		Part #	Price	Part #	Price
			Open	Restricted				
Corbin Russwin								
	CL3300	24-022	\$87.00	\$114.00	20-762	\$188.00	20-562	\$251.00
	CL3400 and CL3600	24-139	\$87.00	\$114.00	20-739	\$188.00	20-539	\$251.00
	CK4200 and UT5200 (since 1963)	24-127	\$87.00	\$114.00	20-727	\$188.00	20-527	\$251.00
Sargent								
	7L, 8L, 10L (Levers)	24-119	\$87.00	\$114.00	20-719	\$188.00	20-519	\$251.00
	7L, 8L, 10L (Knobs)	24-120	\$87.00	\$114.00	20-720	\$188.00	20-520	\$251.00
	6L (except B Knob)	24-126	\$87.00	\$114.00	20-726	\$188.00	20-526	\$251.00
Yale								
	5300LN and 5400LN (Levers)	24-147	\$87.00	\$114.00	20-747	\$188.00	20-547	\$251.00
	5300LN, 5400LN, and 6200 (Knobs)	24-123	\$87.00	\$114.00	20-723	\$188.00	20-523	\$251.00
Falcon								
	B611, T381(IS/W), and W (except 561)	24-030	\$87.00	\$114.00	20-728	\$188.00	20-528	\$251.00
	T (except 571 and 381 inside)	24-031	\$87.00	\$114.00	24-761	\$188.00	24-561	\$251.00
	T571	24-032	\$87.00	\$114.00	24-762	\$188.00	24-562	\$251.00
	W561 (knobs)	24-033	\$87.00	\$114.00	24-763	\$188.00	24-563	\$251.00
	W561 (levers)	24-034	\$87.00	\$114.00	24-764	\$188.00	24-564	\$251.00
	M Series	24-035	\$87.00	\$114.00	24-765	\$188.00	24-565	\$251.00
	B Series (except 611)	23-013	\$87.00	\$114.00	20-750	\$188.00	20-550	\$251.00

¹ Available in Primus RP (add -RP to part number shown, Classic Obverse keyways only)

Individual cylinder components (plug, shell, tailpiece, etc.) are listed beginning on page 410 in the parts section.

For pins, springs, etc., see pages 404 - 406.

SOLD SEPARATE

COMPETITIVE CONVENTIONAL CYLINDERS

Brand	Lock Series	SL		SL-Primus ²		SL UL437	
		Part #	Price	Part #	Price	Part #	Price
Corbin Russwin	CL3300	91-020	\$114.00	91-720-XP	\$188.00		
	CL3400 and CL3600	91-027	\$114.00	91-708-XP	\$188.00	91-508-XP	\$251.00
Sargent	7L, 8L, 10L (Levers)	91-042	\$114.00	91-742-XP	\$188.00	91-542-XP	\$251.00
	7L, 8L, 10L (Knobs)	91-043	\$114.00	91-743-XP	\$188.00	91-543-XP	\$251.00
	6L (except B Knob)	91-045	\$114.00	91-745-XP	\$188.00	91-545-XP	\$251.00
Yale	5300LN and 5400LN (Levers)	91-046	\$114.00	91-746-XP	\$188.00	91-546-XP	\$251.00
	5300LN, 5400LN, and 6200 (Knobs)	91-044	\$114.00	91-744-XP	\$188.00	91-544-XP	\$251.00
Falcon	B611, T381 (IS/W), and W (except 561)	91-021	\$114.00	91-706-XP	\$188.00	91-506-XP	\$251.00
	T (except 571 and 381 inside)	91-022	\$114.00	91-724-XP	\$188.00	91-524-XP	\$251.00
	T571	91-023	\$114.00	91-725-XP	\$188.00	91-525-XP	\$251.00
	W561 (knobs)	91-024	\$114.00	91-726-XP	\$188.00	91-526-XP	\$251.00
	W561 (levers)	91-025	\$114.00	91-727-XP	\$188.00	91-527-XP	\$251.00

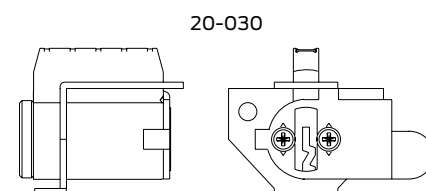
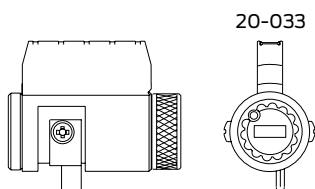
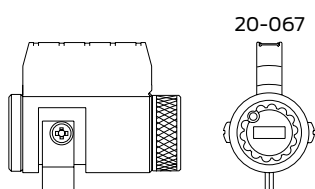
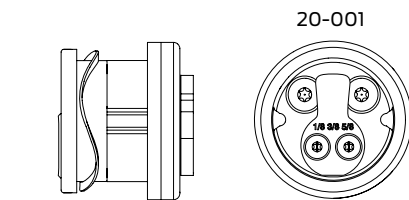
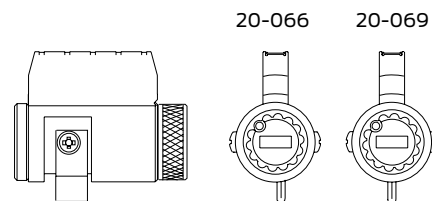
² SL cylinders only available with Primus XP

Individual cylinder components (plug, shell, tailpiece, etc.) are listed beginning on page 410 in the parts section.
For pins, springs, etc., see pages 404 - 406

SOLD SEPARATE

LETTER/MAIL BOX CYLINDERS

Description	Keyway Type	Complete Cylinder	Complete Cyl. Price	
			Open	Restricted
American Device	Classic	20-066	\$126.00	\$153.00
	Everest & Everest 29			
Auth, 466, 470, 480 Series	Classic	20-067		
	Everest & Everest 29			
Bommer vertical mail box	Classic	20-001-118	\$109.00	\$136.00
	Everest & Everest 29			
Bommer & Florence, Cutler Mail Chute, Federal Equipment	Classic	20-069	\$126.00	\$153.00
	Everest & Everest 29			
Corbin Wood Products	Classic	20-033		
	Everest & Everest 29			
Dura Steel	Classic	20-030		
	Everest & Everest 29			
Notes:	Finishes: 606 and 626. 20-001 also available 605, 612, 613 and 625.			
	Federal law prohibits the master keying of a letter box cylinder.			





SOLD SEPARATE

SPECIAL CYLINDERS

SPECIAL CYLINDERS EXTENDED FACTORY LEAD TIME		
"X" Number	Description	Price
EXTRA LONG MORTISE CYLINDERS		
XB03-418	Mortise cylinder (20-001, 30-001 or 30-004), 1-7/8" – 5" long Classic, Everest or Everest 29	\$794.00
XB11-475*	Full size IC mortise cylinder (26-091 or 30-008), 2-1/4" – 5" long Classic, Everest or Everest 29	\$1,086.00
	Primus full size IC mortise cylinder (20-763 or 20-798), 2-1/4" – 5" long	\$1,187.00
	Full size IC mortise cylinder housing less core (20-059 or 30-007) 2-1/4" – 5" long	\$987.00
XB11-638	Primus mortise cylinder (20-700, 20-787 or 20-789), 1-7/8" – 5" long	\$1,446.00
MORTISE CYLINDER WITH SWITCH		
XB09-195	Mortise cylinder (20-001) with "on" and "off" switch for key controlled electrical circuits, standard	\$841.00
XB09-795	Same as XB09-195, but double position, Classic Standard only (no master keying available)	\$860.00
XQ11-804	Primus mortise cylinder (20-700) with "on" and "off" switch for key controlled electrical circuits	\$1,110.00
RIM CYLINDERS		
XB04-618	Conventional standard pinned cylinder (20-021 or 20-022) for doors over 3" thick. Insure device/ trim thickness is included in addition to door thickness	\$996.00
	Primus cylinder (20-710) for doors over 3" thick. Insure device/ trim thickness is included in addition to door thickness	\$1,097.00
XB11-789	Conventional standard pinned cylinder (20-022) with mounting holes for Sargent® exit device	\$190.00
XB11-790	Primus cylinder (20-710) with mounting holes for Sargent® exit device	\$386.00
XB11-958	Full size IC, Standard core (20-057) for doors over 3" thick. Insure device/ trim thickness is included in addition to door thickness	\$1,044.00
	Full size IC, Primus core (20-757) for doors over 3" thick. Insure device/ trim thickness is included in addition to door thickness	\$1,145.00
	Full size IC, housing less core (20-079) for doors over 3" thick. Insure device/ trim thickness is included in addition to door thickness	\$945.00
* Available in 1/4" increments. Order collars or blocking rings separately to fill any gaps.		
Note:	If you are unable to find your required hardware solution in this price book, please use the Schlage Innovation Center Process in the Forms and Example section.	

SOLD SEPARATE

MULTIPLE TAILPIECE KEY-IN-KNOB/LEVER CYLINDERS

Keyway	Contents	Part Number	Price each	
			Open	Restricted
All Keyways Everest, Everest 29 and Classic Families	(1) Pre-assembled cylinder 0-bitted, less tailpiece (1) A301-338 tailpiece, A & H-Series Orbit (1) A700-031 tailpiece, A, AL, H-Series (except Orbit) (1) C603-524 tailpiece, D-Series Knobs (1) N523-022 tailpiece, ND-Series Levers (yellow) (2) C503-115 cap pin springs (2) C503-116 cap pins (2) Key Blanks 35-009 (Everest C) OR 35-002 (Everest D) OR 35-270 (Everest 29 S) OR 35-268 (Everest 29 T)	40-100	\$87.00	\$114.00
Primus / Primus XP All Keyways (Classic, Everest and Everest 29)	(1) Pre-assembled cylinder 0-bitted, less tailpiece, LESS keys (1) A301-338 tailpiece, A & H-Series Orbit (1) A700-031 tailpiece, AL-Series (1) C603-524 tailpiece, D-Series Knobs (1) N523-022 tailpiece, ND-Series Levers (yellow) (2) C503-115 cap pin springs (2) C503-116 cap pins ****Primus Keys must be ordered separately****	40-700* / 40-700-XP / 40-700-RP Controlled Access	\$188.00	\$188.00
		40-500* / 40-500-XP 40-500-RP UL437 Listed	\$251.00	\$251.00
Order Examples:	40-100 626 S123			
	40-700-XP 606 S123 (must specify Primus account information and provide necessary Primus documents)			
* Primus key blanks must be ordered separately.				

FIELD ASSEMBLED

BULK PACK

Key Large Jobs Faster!

Bulk Packs are kits that contain all of the components needed to build 10 cylinders. For added convenience the shells are pre-loaded with pins and springs and slid onto a follower. Cams and tailpieces are sold separately in economical 10-packs to maximize flexibility. **Keys and Primus components are also sold separately.**

The unit price of the unassembled cylinder is up to 15% less than buying it completely assembled. In addition to this savings, labor time is reduced since cylinders don't have to be taken apart before being pinned in the field. Not available in Faculty Restroom (hotel) functions. Must specify finish color, length and keyway.

09-764*

Everest Primus and
Everest 29 Primus Bulk Pack



(Includes 10 of each item shown)

10-PIECE BULK PACK KEY-IN-KNOB/LEVER CYLINDERS

Contents (10 each)	Cylinder Mechanism	Keyway Type	Bulk Pack Number	Price Each Pack	
				Open	Restricted
Loaded shells Plugs Caps Cap pins Cap pin springs Check pins (Everest and Everest 29 standard pinned only) Check pin springs		Classic	09-409	\$626.00	\$821.00
		Everest and Everest 29 Family	09-751	\$626.00	\$821.00
	Primus/Primus XP	Everest and Everest 29	09-764	\$1,354.00	
	Primus/Primus XP	Classic	09-833	\$1,354.00	

10-PIECE BULK PACK MORTISE CYLINDERS

Contents (10 each)	Cylinder Mechanism	Keyway Type	Bulk Pack Number	Price Each Pack	
				Open	Restricted
Loaded shells Plugs Cam Screws Check pins (Everest and Everest 29 standard pinned only) Check pin springs	Standard	Classic	09-412	\$742.00	\$936.00
		Everest and Everest 29 Family	09-754	\$742.00	\$936.00
	Primus/Primus XP	Everest and Everest 29	09-767	\$1,469.00	
	Primus/Primus XP	Classic	09-835	\$1,469.00	

10-PIECE BULK PACK RIM CYLINDERS

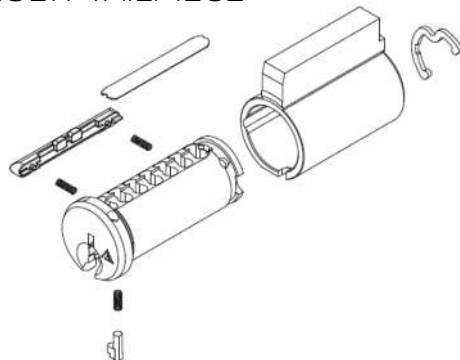
Contents (10 each)	Cylinder Mechanism	Keyway Type	Bulk Pack Number	Price Each Pack	
				Open	Restricted
Loaded shells Plugs Caps Cap Pins Collars Tailpieces Drivers Cap pin springs Screws & back plate packs Check pins (Everest and Everest 29 standard pinned only) Check pin springs	Standard	Classic	09-410	\$742.00	\$936.00
		Everest and Everest 29 Family	09-752	\$742.00	\$936.00
	Primus/Primus XP	Everest and Everest 29	09-765	\$1,469.00	
	Primus/Primus XP	Classic	09-834	\$1,469.00	

10-PIECE BULK PACK INTERCHANGEABLE CORES

Contents (10 each)	Cylinder Mechanism	Keyway Type	Bulk Pack Number	Price Each Pack	
				Open	Restricted
Loaded shells Plugs Caps Cap pins & springs Actuating rings Actuating pins Control pins Check pins (Everest and Everest 29 standard pinned only) Check pin springs	Standard	Classic	09-411	\$713.00	\$907.00
		Everest and Everest 29 Family	09-753	\$713.00	\$907.00
	Primus/Primus XP	Everest and Everest 29	09-766	\$1,440.00	
	Primus/Primus XP	Classic	09-836	\$1,440.00	
	Everest 29 SL	Everest B & Everest 29 R	91-454	\$907.00	
	Everest 29 SL Primus XP	Everest B & Everest 29 R	91-554	\$1,440.00	

FIELD ASSEMBLED

MULTI-TAILPIECE



UNASSEMBLED MULTIPLE TAILPIECE KEY-IN-LEVER SL CYLINDERS

Keyway	Contents	Part #	Price each
			Restricted
Everest B and Everest 29 R Families of keyways	"(1) 33-213 Plug (1) A508-660 Body (1) C604-471 Retaining Clip (1) 90-214 Locking Sidebar for SL (2) C604-472 SL Sidebar Springs (1) 34-950 R/B Everest Check Pin (1) C504-116 R/B Everest Check Pin Spring (1) 90-212 SL Plug cover (1) 90-211 End Cap for SL Cylinders (1) 90-002 SL End Cap Pin (1) C603-952 SL End Cap Spring (1) A301-338 tailpiece, A & H-Series Orbit (1) A700-031 tailpiece, A, AL, H-Series (except Orbit) (1) C603-524 tailpiece, D-Series Knobs (1) N523-022 tailpiece, ND-Series Levers (yellow) ***Cylinder Is Shipped Unassembled In The Box*** ****Does Not Include L Pins, L Pin Springs Or Key Blanks****	91-200	\$114.00
Primus XP Everest B and Everest 29 R Families of keyways	"(1) Plug for SL Primus XP (1) A508-661 SL Primus XP Body (1) C604-471 Retaining Clip (1) 90-214 Locking Sidebar for SL (2) C604-472 SL Sidebar Springs (1) C606-000 Primus Sidebar (2) C603-952 Primus Side Bar Springs (1) 90-212 SL Plug cover (1) 90-211 End Cap for SL Cylinders (1) 90-002 SL End Cap Pin (1) C603-952 SL End Cap Spring (1) A301-338 tailpiece, A & H-Series Orbit (1) A700-031 tailpiece, A, AL, H-Series (except Orbit) (1) C603-524 tailpiece, D-Series Knobs (1) N523-022 tailpiece, ND-Series Levers (yellow) ***Cylinder Is Shipped Unassembled In The Box*** ****Does Not Include L Pins, L Pin Springs, Primus Finger Pins, Primus Finger Pin Springs Or Key Blanks****	91-700 Controlled Access	\$188.00

FIELD ASSEMBLED

BULKPACK

10-PIECE BULK PACKS FOR UNASSEMBLED EVEREST AND EVEREST 29 SL CYLINDERS						
Cylinder Type	Contents		Cylinder Mechanism	Keyway	Bulk Pack Number	Price Each Pack
						Restricted
Key-in-Lever	(10) 33-213 Plug (10) A508-660 Body (10) C604-471 Retaining Clip (10) 90-214 Locking Sidebar for SL (20) C604-472 SL Sidebar Springs (10) 34-950 R/B Everest Check Pin	(10) C504-116 R/B Everest Check Pin Spring (10) 90-212 SL Plug cover (10) 90-211 End Cap for SL Cylinders (10) 90-002 SL End Cap Pin (10) C603-952 SL End Cap Spring	SL Cylinder	Everest B or Everest R Keyway Families	91-451	\$821.00
	Cylinder Is Shipped Unassembled In The Box ****Does Not Include L Pins, L Pin Springs Or Key Blanks****					
	(10) Plug for SL Primus XP (10) A508-661 SL Primus XP Body (10) C604-471 Retaining Clip (10) 90-214 Locking Sidebar for SL (20) C604-472 SL Sidebar Springs (10) C606-000 Primus Sidebar	(20) C603-952 Primus Side Bar Springs (10) 90-212 SL Plug cover (10) 90-211 End Cap for SL Cylinders (10) 90-002 SL End Cap Pin (10) C603-952 SL End Cap Spring	SL Primus XP	Everest B or Everest R Keyway Families	91-551	\$1,354.00
	Cylinder is shipped unassembled in the box ****Does not include L pins, L pin springs, Primus finger pins, Primus finger pin springs or key blanks****					
Mortise	(10) 33-213 Plug (10) A508-660 Body (10) C604-471 Retaining Clip (10) 90-214 Locking Sidebar for SL (20) C604-472 SL Sidebar Springs (10) 34-950 R/B Everest Check Pin	(10) C504-116 R/B Everest Check Pin Spring (10) 90-212 SL Plug cover (10) Front and Back Mortise Housings with Screws (Specify Finish and Length) (10) 90-002 SL End Cap Pin (10) C603-952 SL End Cap Spring	SL Cylinder	Everest B or Everest R Keyway Families	91-452	\$936.00
	Cylinder is shipped unassembled in the box. See SL cams table for available cams. Cams and collars sold seperately ****Does not include L pins, L pin springs or key blanks****					
	(10) Plug for SL Primus XP (10) A508-661 SL Primus XP Body (10) C604-471 Retaining Clip (10) 90-214 Locking Sidebar for SL (20) C604-472 SL Sidebar Springs (10) C606-000 Primus Sidebar	(20) C603-952 Primus Side Bar Springs (10) 90-212 SL Plug cover (10) Front and Back Mortise Housings with Screws (Specify Finish and Length) (10) 90-002 SL End Cap Pin (10) C603-952 SL End Cap Spring	SL Primus XP	Everest B or Everest R Keyway Families	91-552	\$1,469.00
	Cylinder is shipped unassembled in the box. See SL cams table for available cams. Cams and collars sold seperately ****Does not include L pins, L pin springs, Primus finger pins, Primus finger pin springs or key blanks****					
Rim	(10) 33-213 Plug (10) A508-660 Body (10) C604-471 Retaining Clip (10) 90-214 Locking Sidebar for SL (20) C604-472 SL Sidebar Springs (10) 34-950 R/B Everest Check Pin (10) C504-116 R/B Everest Check Pin Spring	(10) 90-212 SL Plug cover (10) Front and Back Rim Housings with Screws (Specify Finish) (10) Rim Cylinder Driver and Tailpiece (10) 90-211 End Cap for SL Cylinders (10) 90-002 SL End Cap Pin (10) C603-952 SL End Cap Spring	SL Cylinder	Everest B or Everest R Keyway Families	91-453	\$936.00
	Cylinder is shipped unassembled in the box ****Does not include L pins, L pin springs or key blanks****					
	(10) Plug for SL Primus XP (10) A508-661 SL Primus XP Body (10) C604-471 Retaining Clip (10) 90-214 Locking Sidebar for SL (20) C604-472 SL Sidebar Springs (10) C606-000 Primus Sidebar (20) C603-952 Primus Side Bar Springs	(10) 90-212 SL Plug cover (10) Front and Back Rim Housings with Screws (Specify Finish) (10) Rim Cylinder Driver and Tailpiece (10) 90-211 End Cap for SL Cylinders (10) 90-002 SL End Cap Pin (10) C603-952 SL End Cap Spring	SL Primus XP	Everest B or Everest R Keyway Families	91-553	\$1,469.00
	Cylinder is shipped unassembled in the box ****Does not include L pins, L pin springs, Primus finger pins, Primus finger pin springs or key blanks****					

FIELD ASSEMBLED

CAMS AND TAILPIECES

BULK PACK MODULAR & SL CYLINDER CAMS AND COLLARS				
Keyway Type	Type	Contents (10 each)	Bulk Pack Part Number	Price Each Pack
All (Classic / Everest C, D, Everest 29 S, T & Primus, etc)	Straight Cam - Modular cylinders length (1-1/8"; 1-3/8"; 1-5/8")	L583-476	09-195	\$41.00
	Straight Cam - Modular cylinders length (1-1/4"; 1-1/2"; 1-3/4")	L583-477	09-196	\$41.00
	L-Series Cam - Modular cylinders length (1-1/8"; 1-3/8"; 1-5/8")	L583-474	09-197	\$41.00
	L-Series Cam - Modular cylinders length (1-1/4"; 1-1/2"; 1-3/4")	L583-475	09-198	\$41.00
	Adam's Rite Kit - Modular cylinders length (1-1/8"; 1-3/8"; 1-5/8")	L583-446, 36-079-037, B220-050	09-199*	\$214.00
	Adam's Rite Kit - Modular cylinders length (1-1/4"; 1-1/2"; 1-3/4")	L583-447, 36-079-037, B220-050	09-200*	\$214.00
Everest SL Cylinders using Everest B and Everest 29R Keyways	Straight Cam - Twist and Lock Design for 1-1/8"	L583-802	91-194	\$66.00
	Straight Cam - Twist and Lock Design for 1-1/4"	L583-803	91-195	\$66.00
	L Series Cam - Twist and Lock Design for 1-1/8"	L583-800	91-196	\$66.00
	L Series Cam - Twist and Lock Design for 1-1/4"	L583-801	91-197	\$66.00
	Adams Rite Cam - Twist and Lock Design for 1-1/8"	L583-773, 36-079-037, B220-050	91-198	\$234.00
	Adams Rite Cam - Twist and Lock Design for 1-1/4"	L583-774, 36-079-037, B220-050	91-199	\$234.00

* Specify finish 605, 606, 612, 613, 625 or 626.

10-PIECE TAILPIECE PACKS FOR BULK PACK CYLINDERS (CLASSIC, EVEREST, EVEREST 29 & PRIMUS)				
Cylinder Mechanism	Description	Contents (10 each)	Bulk Pack Part Number	Price Each Pack
All Modular Cylinders (Classic, Everest & Primus)	A-Series (except Orbit)	A301-337 with C603-098 security disc	09-756	\$89.50
	A-Series Orbit (except A73)	A301-338	09-757	
	AL-Series	A700-031	09-416	\$18.50
	D-Series Levers	C604-243	09-418	
	D-Series Knob	C603-524	09-417	
	ND-Series Levers	N523-022 (yellow)	09-019	

FIELD ASSEMBLED

PRIMUS SUB-ASSEMBLED

PRIMUS CYLINDERS-SUB-ASSEMBLED			
Part #		Type	Price Each
20-200	Primus Classic, Everest or Everest 29 (Specify Keyway)	Primus classic Key in Lever sub-assembled multiple tailpiece (A & H series Orbit A301-338, AL-Series A700-031, D-Series Levers and knobs C604-243, ND Series N523-022). *	\$132.00
20-201		Primus Classic Mortise Cylinder (specify 1-1/4" or 1-1/8") sub assembled multiple cams – Schlage (L583-474 or L583-475), AR (L583-476 or L583-477) and Straight (L583-446 or L583-447).*	\$163.00
20-202		Primus Classic Rim Cylinder sub-assembled. *	\$163.00
20-203		Primus Classic FSIC sub-assembled.	\$160.00
20-204		Primus Everest and Primus Everest 29 Key in Lever sub-assembled multiple tailpiece. (A & H-Series Orbit A301-338, AL-Series A700-031, D-Series Levers and knobs C604-243, ND-Series N523-022). *	\$132.00
20-205		Primus Everest and Primus Everest 29 Mortise Cylinder (1-1/4" or 1-1/8") sub-assembled multiple cams-Schlage (L583-474 or L583-475), AR (L583-476 or L583-477) and Straight (L583-446 or L583-447).	\$163.00
20-206		Primus Everest and Primus Everest 29 Rim Cylinder sub-assembled. *	\$163.00
20-207		Primus Everest and Primus Everest 29 FSIC sub-assembled. *	\$160.00
20-208	Primus Classic, Everest or Everest 29 UL437 (Specify Keyway)	Primus Classic UL437 Key in Lever sub-assembled multiple tailpiece. (A & H -Series Orbit A301-338, AL-Series A700-031, D-Series Levers and knobs C604-243, ND-Series N523-022). *	\$201.00
20-209		Primus Classic UL437 Mortise Cylinder (specify 1-1/4" or 1-1/8") sub assembled. Multiple cams – Schlage (L583-474 or L583-475), AR (L583-476 or L583-477) and Straight (L583-446 or L583-447).*	\$214.00
20-210		Primus Classic UL 437 Rim Cylinder sub-assembled. *	\$214.00
20-211		Primus Everest and Primus Everest 29 UL 437 Key in Lever sub-assembled. Multiple tailpiece (A & H Series Orbit A301-338, AL-Series A700-031, D-Series Levers and knobs C604-243, ND-Series N523-022). *	\$201.00
20-212		Primus Everest and Primus Everest 29 UL437 Mortise Cylinder (specify 1-1/4" or 1-1/8") sub assembled. Multiple cams – Schlage (L583-474 or L583-475), AR (L583-476 or L583-477) and Straight (L583-446 or L583-447).*	\$214.00
20-213		Primus Everest and Primus Everest 29 UL 437 Rim Cylinder sub-assembled. *	\$214.00

* Please order separately: Keys, plug pins, Primus finger pins and finger pins springs, side bar and side bar springs.
Sub assembled cylinders can be used for Primus Legacy, Primus XP, and Primus RP systems



FIELD ASSEMBLED

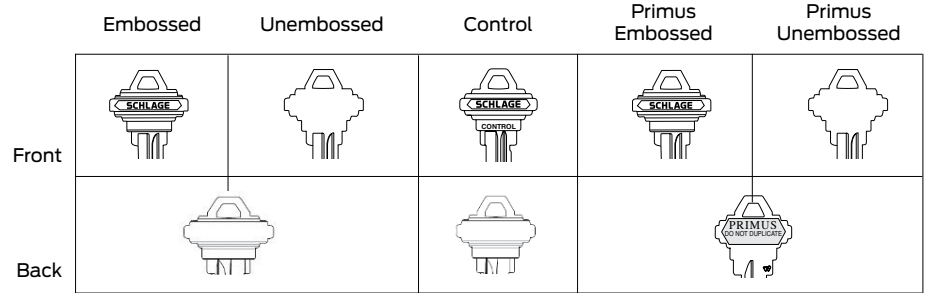
PRIMUS SUB-ASSEMBLED

PRIMUS CYLINDERS-SUB-ASSEMBLED			
Part #		Type	Price Each
20-221	Primus Classic, Everest or Everest 29 (Specify Keyway)	Primus, sub-assembly, key-in-lever cylinder for Corbin Russwin CL3300 C	\$150.00
20-219		Primus, sub-assembly, key-in-lever cylinder for Corbin Russwin CL3400, CL3600	
20-218		Primus, sub-assembly, key-in-knob cylinder for Corbin Russwin CK4200	
20-214		Primus, sub-assembly, key-in-lever cylinder for Sargent 7, 8, 10 Line Levers	
20-215		Primus, sub-assembly, key-in-knob cylinder for Sargent 7, 8, 9 Line Knobs	
20-216		Primus, sub-assembly, key-in-knob cylinder for Sargent 6 Line Except B Knob	
20-220		Primus, sub-assembly, key-in-lever for Yale 5300LN, 5400LN Levers	
20-217		Primus, sub-assembly, key-in-knob Yale 5300, 5400, 6200 Knobs	
20-222	Primus Classic, Everest or Everest 29 UL437 (Specify Keyway)	Primus, sub-assembly, key-in-lever cylinder for Sargent 7, 8, 10 Line Levers	\$201.00
20-223		Primus, sub-assembly, key-in-knob cylinder for Sargent 7, 8, 9 Line Knobs	
20-224		Primus, sub-assembly, key-in-knob cylinder for Sargent 6 Line Except B Knob	
20-225		Primus, sub-assembly, key-in-knob Yale 5300, 5400, 6200 Knobs	
20-228		Primus, sub-assembly, key-in-lever for Yale 5300LN, 5400LN Levers	
20-226		Primus, sub-assembly, key-in-knob cylinder for Corbin Russwin CK4200	
20-227		Primus, sub-assembly, key-in-lever cylinder for Corbin Russwin CL3400, CL3600	
20-229		Primus, sub-assembly, key-in-lever cylinder for Corbin Russwin CL3300	

* Please order separately: Keys, plug pins, Primus finger pins and finger pins springs, side bar and side bar springs.
Sub assembled cylinders can be used for Primus Legacy, Primus XP, and Primus RP systems

SOLD SEPARATE

KEYS



Classic Keys Standard Bow	Standard			Primus-XP or -RP	
	Part #	Price		Part #	Price
		Open	Restricted		
BLANKS					
Standard bow (embossed) - 5 Pin (Order in multiples of 50)	35-100	\$2.00	\$8.50		
Standard bow (unembossed) - 5 Pin (Order in multiples of 50)	35-130	\$2.00	\$8.50		
Standard bow (embossed) - 6 Pin (Order in multiples of 50)	35-101	\$2.50	\$9.00	35-157	\$11.70
Standard bow (embossed) - stainless steel LP section				35-171	\$65.70
Standard bow (unembossed) - 6 Pin (Order in multiples of 50, NOT available for -XP or -RP)	35-131	\$2.50	\$9.00	35-053	\$11.70
Control - Standard bow (embossed)	35-056	\$6.30	\$12.80	35-158	\$15.50
Control - Standard bow (embossed) - stainless steel LP section				35-172	\$69.50
Control - Standard bow (unembossed, NOT available for -XP or -RP)	35-076	\$6.30	\$12.80	35-052	\$15.50
Control for Faculty Restroom/Hotel Function - Standard bow (embossed)	35-077	\$6.30	\$12.80		
Control for Faculty Restroom/Hotel Function - Standard bow (unembossed)	35-079	\$6.30	\$12.80		
Emergency - Standard bow (embossed)	35-102	\$6.30	\$12.80		
Lockout - Standard bow (embossed)				35-159	\$15.50
CUT KEYS					
Standard bow (embossed) - 5 Pin	48-100	\$8.50	\$15.00		
Standard bow (unembossed) - 5 Pin	48-130	\$8.50	\$15.00		
Standard bow (embossed) - 6 Pin	48-101	\$9.00	\$15.50	48-157	\$18.20
Standard bow (embossed) - stainless steel LP section				48-171	\$72.20
Standard bow (unembossed) - 6 Pin (NOT available for -XP or -RP)	48-131	\$9.00	\$15.50	48-053	\$18.20
Control - Standard bow (embossed)	48-056	\$17.90	\$24.40	48-158	\$27.10
Control - Standard bow (embossed) - stainless steel LP section				48-172	\$81.10
Control - Standard bow unembossed (NOT available for -XP or -RP)	48-076	\$17.90	\$24.40	48-052	\$27.10
Control for Faculty Restroom/Hotel Function - Standard bow (embossed)	48-077	\$17.90	\$24.40		
Control for Faculty Restroom/Hotel Function - Standard bow (unembossed)	48-079	\$17.90	\$24.40		
Emergency - Standard bow (embossed)	48-102	\$17.90	\$24.40		
Lockout - Standard bow (embossed)				48-159	\$27.10

5-pin keys are only available in C, CE, E, and F keyways.

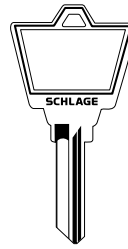
To order key blanks with Custom Coining please refer to table on page 403 and how to order examples.

Keys ordered in L or Y sections will be supplied in stainless steel.

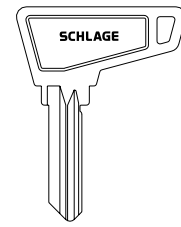


SOLD SEPARATE

KEYS



Large Bow



Access Bow

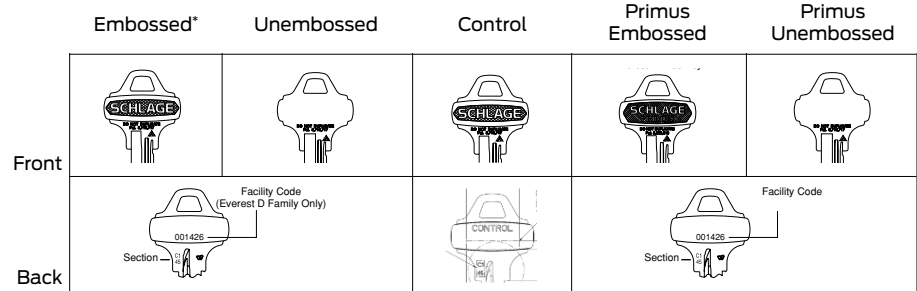
Classic Keys Cont'd	Standard			Primus-XP or -RP	
	Part #	Price		Part #	Price
		Open	Restricted		
MASTER KEYS					
Standard bow (embossed) - 5 Pin	49-100	\$17.40	\$23.90		
Standard bow (unembossed) - 5 Pin	49-130	\$17.40	\$23.90		
Standard bow (embossed) - 6 Pin	49-101	\$17.90	\$24.40	49-157	\$27.10
Standard bow (embossed) - stainless steel LP section				49-171	\$81.10
Standard bow (unembossed) - 6 Pin (NOT available in -XP or -RP)	49-131	\$17.90	\$24.40	49-053	\$27.10
Control - Standard bow (embossed)	49-056	\$17.90	\$24.40	49-158	\$27.10
Control - Standard bow (embossed) - stainless steel LP section				49-172	\$81.10
Control - Standard bow (unembossed, NOT available in -XP or -RP)	49-076	\$17.90	\$24.40	49-052	\$27.10
Control for Faculty Restroom/Hotel Function - Standard bow (embossed)	49-077	\$17.90	\$24.40		
Control for Faculty Restroom/Hotel Function - Standard bow (unembossed)	49-079	\$17.90	\$24.40		
Emergency - Standard bow (embossed)	49-102	\$17.90	\$24.40		
BLANKS					
Large Bow - 5 Pin	35-140	\$6.70	\$13.20		
Large Bow - 6 Pin	35-141	\$7.20	\$13.70		
Access Bow - 5 Pin	35-143	\$6.70			
Access Bow - 6 Pin	35-144	\$7.20	\$13.70	35-115	\$16.40
CUT KEYS					
Large Bow - 5 Pin	48-140	\$13.70	\$20.70		
Large Bow - 6 Pin	48-141	\$13.70	\$20.20		
Access Bow - 5 Pin	48-143	\$13.70			
Access Bow - 6 Pin	48-144	\$13.70	\$20.20	48-115	\$22.90
MASTER KEYS					
Large Bow - 5 Pin	49-140	\$22.60	\$29.10		
Large Bow - 6 Pin	49-141	\$22.60	\$29.10		
Access Bow - 5 Pin	49-143	\$22.60			
Access Bow - 6 Pin	49-144	\$22.60	\$29.10	49-115	\$31.80

Note: 5-pin keys are only available in C, CE, E, and F keyways

PRIMUS ID CARDS (ORDER IN MULTIPLES OF 50)		
Classic Primus (Level 1 only)	40-061 40-061-XP	\$5.80
Classic Primus (Level 1+ only)	40-065 40-065-XP	\$5.80
Classic Primus (Level 2 only)	40-062 40-062-XP	\$5.80

SOLD SEPARATE

KEYS



* Everest C embossed keyways will NOT have "Do Not Duplicate" stamped on keys

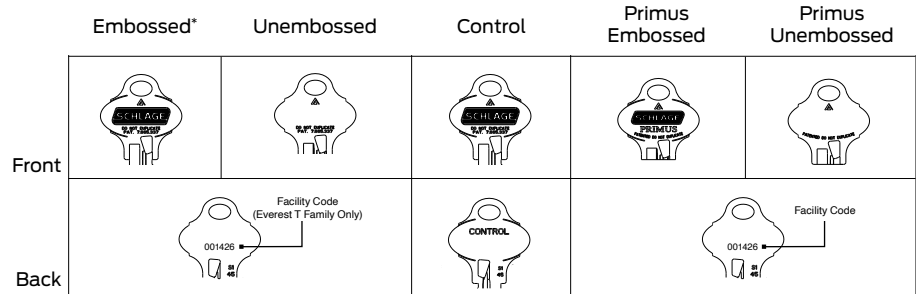
FULL SIZE EVEREST KEYS	Standard			Primus XP	
	Part #	Price		Part #	Price
		Open	Restricted		
BLANKS					
Standard bow (embossed) (Order in multiples of 50)	35-009	\$8.20			
DO NOT DUPLICATE (embossed) (Order in multiples of 50)	35-002	\$8.20	\$14.70	35-004-XP	\$17.40
DO NOT DUPLICATE (unembossed) (Order in multiples of 50)	35-015	\$8.20	\$14.70	35-012-XP	\$17.40
Control - DO NOT DUPLICATE (embossed)	35-003	\$12.00	\$18.50	35-005-XP	\$21.20
Control - DO NOT DUPLICATE (unembossed)				35-013-XP	\$21.20
Control for Faculty Restroom/Hotel Function - DO NOT DUPLICATE (embossed)	35-016	\$12.00	\$18.50		
Emergency - DO NOT DUPLICATE (embossed)	35-007	\$12.00	\$18.50		
Lockout - Standard bow (embossed)				35-006-XP	\$21.20
Lockout - Standard bow (unembossed)				35-019-XP	\$21.20
CUT KEYS					
Standard bow (embossed)	48-009	\$14.70			
DO NOT DUPLICATE (embossed)	48-002	\$14.70	\$21.20	48-004-XP	\$23.90
DO NOT DUPLICATE (unembossed)	48-015	\$14.70	\$21.20	48-012-XP	\$23.90
Control - DO NOT DUPLICATE (embossed)	48-003	\$23.60	\$30.10	48-005-XP	\$32.80
Control - DO NOT DUPLICATE (unembossed)				48-020-XP	\$32.80
Control for Faculty Restroom/Hotel Function - DO NOT DUPLICATE (embossed)	48-016	\$23.60	\$30.10		
Set-up Key	48-013	\$14.70	\$21.20		
Emergency - DO NOT DUPLICATE (embossed)	48-007	\$23.60	\$30.10		
Lockout - Standard bow (embossed)				48-006-XP	\$32.80
Lockout - Standard bow (unembossed)				48-019-XP	\$32.80
MASTER KEYS					
Standard bow (embossed)	49-009	\$23.60			
DO NOT DUPLICATE (embossed)	49-002	\$23.60	\$30.10	49-004-XP	\$32.80
DO NOT DUPLICATE (unembossed)	49-015	\$23.60	\$30.10	49-012-XP	\$32.80
Control - DO NOT DUPLICATE (embossed)	49-003	\$23.60	\$30.10	49-005-XP	\$32.80
Control - DO NOT DUPLICATE (unembossed)				49-020-XP	\$32.80
Control for Faculty Restroom/Hotel Function - DO NOT DUPLICATE (embossed)	49-016	\$23.60	\$30.10		
Emergency - DO NOT DUPLICATE (embossed)	49-007	\$23.60	\$30.10		

Note: To order key blanks with Custom Coining please refer to table on page 403 and how to order examples

PRIMUS ID CARDS (ORDERS IN MULTIPLES OF 50)		
Everest Primus (Levels 7 & 8 only)	40-060	\$5.80
Everest Primus XP (Levels 7 & 8 only)	40-060-XP	\$5.80

SOLD SEPARATE

KEYS



* Everest29 S embossed keyways will NOT have "Do Not Duplicate" stamped on keys

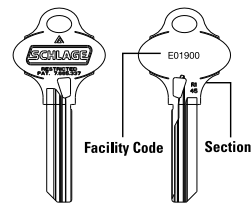
FULL SIZE EVEREST 29 KEYS	Standard			Primus XP	
	Part #	Price		Part #	Price
		Open	Restricted		
BLANKS					
Standard bow (embossed) (Order in multiples of 50)	35-270	\$4.50			
DO NOT DUPLICATE (embossed) (Order in multiples of 50)	35-268	\$4.50	\$11.00	35-199-XP	\$13.70
DO NOT DUPLICATE (unembossed) (Order in multiples of 50)	35-272	\$4.50	\$11.00	35-215-XP	\$13.70
Control - DO NOT DUPLICATE (embossed)	35-269	\$8.30	\$14.80	35-273-XP	\$17.50
Control - DO NOT DUPLICATE (unembossed)				35-138-XP	\$17.50
Control for Faculty Restroom/Hotel Function - DO NOT DUPLICATE (embossed)	35-267	\$8.30	\$14.80		
Emergency - DO NOT DUPLICATE (embossed)	35-271	\$8.30	\$14.80		
Lockout - Standard bow (embossed)				35-216-XP	\$17.50
Lockout - Standard bow (unembossed)				35-218-XP	\$17.50
CUT KEYS					
Standard bow (embossed)	48-270	\$11.00			
DO NOT DUPLICATE (embossed)	48-268	\$11.00	\$17.50	48-199-XP	\$20.20
DO NOT DUPLICATE (unembossed)	48-272	\$11.00	\$17.50	48-215-XP	\$20.20
Control - DO NOT DUPLICATE (embossed)	48-269	\$19.90	\$26.40	48-273-XP	\$29.10
Control - DO NOT DUPLICATE (unembossed)				48-014-XP	\$29.10
Control for Faculty Restroom/Hotel Function - DO NOT DUPLICATE (embossed)	48-267	\$19.90	\$26.40		
Setup Key	48-034	\$11.00	\$17.50		
Emergency - DO NOT DUPLICATE (embossed)	48-271	\$19.90	\$26.40		
Lockout - Standard bow (embossed)				48-216-XP	\$29.10
Lockout - Standard bow (unembossed)				48-218-XP	\$29.10
MASTER KEYS					
Standard bow (embossed)	49-270	\$19.90			
DO NOT DUPLICATE (embossed)	49-268	\$19.90	\$26.40	49-199-XP	\$29.10
DO NOT DUPLICATE (unembossed)	49-272	\$19.90	\$26.40	49-215-XP	\$29.10
Control - DO NOT DUPLICATE (embossed)	49-269	\$19.90	\$26.40	49-273-XP	\$29.10
Control - DO NOT DUPLICATE (unembossed)				49-023-XP	\$29.10
Control for Faculty Restroom/Hotel Function - DO NOT DUPLICATE (embossed)	49-267	\$19.90	\$26.40		
Emergency - DO NOT DUPLICATE (embossed)	49-271	\$19.90	\$26.40		
Control - DO NOT DUPLICATE (embossed) - LFIC, competitor	49-080	\$19.90	\$26.40	49-082-XP	\$29.10
Control - DO NOT DUPLICATE (unembossed) - LFIC, competitor	49-081	\$19.90	\$26.40	49-083-XP	\$29.10

Note: To order key blanks with Custom Coining please refer to table on page 403 and how to order examples.

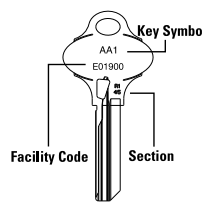
PRIMUS ID CARDS (ORDERS IN MULTIPLES OF 50)			
Everest29 Primus (Levels 7 & 8 only)		40-060	\$5.80
Everest 29 Primus XP (Levels 7 & 8 only)		40-060-XP	\$5.80

SOLD SEPARATE

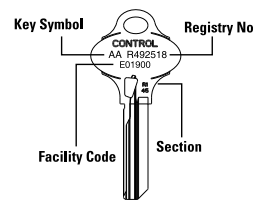
KEYS



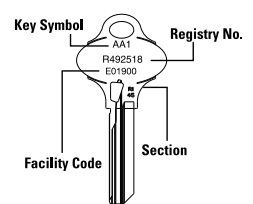
35-400
Key Blanks



35-264
Operating Keys



49-355
Control Keys



49-400
Master Keys

Standard markings unless otherwise specified. See page 424 for additional key stamping information.

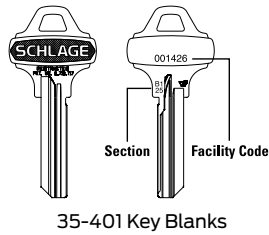
SMALL FORMAT AND SL EVEREST 29 R KEYS	Standard		Primus XP	
	Part#	Price	Part#	Price
BLANKS				
Standard bow (embossed), SFIC and SL (Order in multiples of 50)	35-400	\$11.00	35-423-XP	\$13.70
Standard bow (unembossed), SFIC and SL (Order in multiples of 50)	35-264	\$11.00	35-424-XP	\$13.70
Control - Standard bow (embossed), SFIC only (Order in multiples of 50)	35-400	\$11.00	N/A	N/A
Control - Standard bow (unembossed), SFIC only (Order in multiples of 50)	35-264	\$11.00	N/A	N/A
Control - Standard bow (embossed), SL FSIC only	35-429	\$14.80	35-431-XP	\$17.50
Control - Standard bow (unembossed), SL FSIC only	35-430	\$14.80	35-432-XP	\$17.50
CUT KEYS				
Standard bow (embossed), SFIC and SL	48-400	\$17.50	48-423-XP	\$20.20
Standard bow (unembossed), SFIC and SL	48-264	\$17.50	48-424-XP	\$20.20
Control - Standard bow (embossed), SL FSIC only	48-429	\$26.40	48-431-XP	\$29.10
Control - Standard bow (unembossed), SL FSIC only	48-430	\$26.40	48-432-XP	\$29.10
MASTER KEYS				
Standard bow (embossed), SFIC and SL	49-400	\$26.40	49-423-XP	\$29.10
Standard bow (unembossed), SFIC and SL	49-264	\$26.40	49-424-XP	\$29.10
Control - Standard bow (embossed), SFIC only	49-355	\$26.40	N/A	N/A
Control - Standard bow (unembossed), SFIC only	49-000	\$26.40	N/A	N/A
Control - Standard bow (embossed), SL FSIC only	49-429	\$26.40	49-431-XP	\$29.10
Control - Standard bow (unembossed), SL FSIC only	49-430	\$26.40	49-432-XP	\$29.10

Note: To order key blanks with Custom Coining please refer to table on page 403 and how to order examples

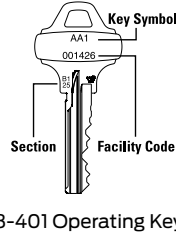
SOLD SEPARATE

KEYS

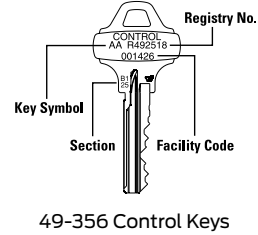
Standard markings unless otherwise specified. See page 424 for additional key stamping information.



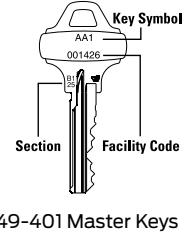
35-401 Key Blanks



48-401 Operating Keys



49-356 Control Keys



49-401 Master Keys

SMALL FORMAT AND SL EVEREST B KEYS	Standard		Primus XP	
	Part#	Price	Part#	Price
BLANKS				
Standard bow (embossed), SFIC and SL (Order in multiples of 50)	35-401	\$14.70	35-421-XP	\$17.40
Standard bow (unembossed), SFIC and SL (Order in multiples of 50)	35-021	\$14.70	35-422-XP	\$17.40
Control - Standard bow (embossed), SFIC only (Order in multiples of 50)	35-401	\$14.70	N/A	N/A
Control - Standard bow (unembossed), SFIC only (Order in multiples of 50)	35-021	\$14.70	N/A	N/A
Control - Standard bow (embossed), SL FSIC only	35-425	\$18.50	35-427-XP	\$21.20
Control - Standard bow (unembossed), SL FSIC only	35-426	\$18.50	35-428-XP	\$21.20
CUT KEYS				
Standard bow (embossed), SFIC and SL	48-401	\$21.20	48-421-XP	\$23.90
Standard bow (unembossed), SFIC and SL	48-021	\$21.20	48-422-XP	\$23.90
Control - Standard bow (embossed), SL FSIC only	48-425	\$30.10	48-427-XP	\$32.80
Control - Standard bow (unembossed), SL FSIC only	48-426	\$30.10	48-428-XP	\$32.80
MASTER KEYS				
Standard bow (embossed), SFIC and SL	49-401	\$30.10	49-421-XP	\$32.80
Standard bow (unembossed), SFIC and SL	49-021	\$30.10	49-422-XP	\$32.80
Control - Standard bow (embossed), SFIC only	49-356	\$30.10	N/A	N/A
Control - Standard bow (unembossed), SFIC only	49-022	\$30.10	N/A	N/A
Control - Standard bow (embossed), SL FSIC only	49-425	\$30.10	49-427-XP	\$32.80
Control - Standard bow (unembossed), SL FSIC only	49-426	\$30.10	49-428-XP	\$32.80

Note: To order key blanks with Custom Coining please refer to table on page 403 and how to order examples

SFIC BEST SECTION KEYS - BLANKS	Part#	Price
Standard bow (unembossed), 6 or 7 pin	35-310	\$4.60



SOLD SEPARATE

KEYS

How to order custom coined keys:

- Catalog # followed by the customer's die number
- Each value must separated by a period
- Example: 35-470.XO-XXX
- Customer specific die must be created through RFQ process, request should be submitted through Schlage Innovation Center.
- Die # XQ12-514 - "U.S. Property - Do Not Duplicate" (available with 35-470 & 35-472 only)
- Die # XQ07-832 - "U.S. Property" (available with 35-470 thru 35-473)

KEYS FOR CUSTOM COINED	Standard			Primus-XP or -RP	
Classic Keys	Part #	Open	Restricted	Part #	Price
Key Blank	35-470	\$9.30	\$15.80	35-471	\$18.50
Control - Key Blank	35-472	\$13.10	\$19.60	35-473	\$22.30
Everest Keys	Standard			Primus XP	
Key Blank (C & D keyways)	35-474	\$15.00	\$21.50	35-475-XP	\$24.20
Control - Key Blank (C & D keyways)	35-476	\$18.80	\$25.30	35-477-XP	\$28.00
Key Blank (B keyways), SFIC and SL	35-478	N/A	\$21.50	35-481-XP	\$24.20
Control - Key Blank (B keyways), SFIC only	35-479	N/A	\$21.50	N/A	N/A
Control - Key Blank (B keyways), SL FSIC only	35-480	N/A	\$25.30	35-482-XP	\$28.00
Everest 29 Keys	Standard			Primus XP	
Key Blank (S & T keyways)	35-483	\$11.30	\$17.80	35-484-XP	\$20.50
Control - Key Blank (S & T keyways)	35-485	\$15.10	\$21.60	35-486-XP	\$24.30
Key Blank (R keyways), SFIC and SL	35-487	N/A	\$17.80	35-490-XP	\$20.50
Control - Key Blank (R keyways), SFIC only	35-488	N/A	\$17.80	N/A	N/A
Control - Key Blank (R keyways), SL FSIC only	35-489	N/A	\$21.60	35-491-XP	\$24.30

PARTS

ORIGINAL MANUFACTURER NICKEL SILVER PINS-FULL SIZE CYLINDERS			
Description			
Part #	Type	Size	Price
34-101	Top pins	#1	Order in multiples of 100 \$0.10
34-102		#2	
34-103		#3	
34-202	Master pins	#2	
34-203		#3	
34-204		#4	
34-205		#5	
34-206		#6	
34-207		#7	
34-208		#8	
34-209		#9	
34-300	Bottom pins	#0	
34-301		#1	
34-302		#2	
34-303		#3	
34-304		#4	
34-305		#5	
34-306		#6	
34-307		#7	
34-308		#8	
34-309		#9	
34-007	Everest & Everest 29 check pin	—	Order in multiples of 50 \$2.40

MASTER PINS - LFIC COMPETITOR CYLINDER			
Description			
Part #	Type	Size	Price
47578810	Master pins	#10	Order in multiples of 100 \$0.10
47578811		#11	
47578812		#12	
47578813		#13	
47578814		#14	
47578815		#15	
47578816		#16	
47578817		#17	
47578818		#18	
47578819		#19	

CONSTRUCTION BALLS, RCK		
Part #	Description	Price
34-401	Pack of 1,000 ball bearings	\$42.80

SPRINGS		
Part #	Description	Price
C503-113	Pin tumbler spring (including Primus)	Order in multiples of 100 \$0.30
C503-115	Cap retainer pin spring (including Primus)	
C603-951	Primus finger pin spring and Everest check pin spring	
C603-952	Primus sidebar spring	

WARD RINGS		
Part #	Description	Price
K510-045	Stop ring for faculty restroom/hotel function Everest & Everest 29 mortise cylinders	\$5.20
K510-434	Stop ring for faculty restroom/hotel function Classic mortise cylinders	\$5.20

PRIMUS® FINGER PINS AND SIDEBARS (PRIMUS RP PINS SHOWN IN PARENTHESIS)		
Part #	Description	Price
34-001 (34-223)	Finger pin #1 (RP)	Order in multiples of 100 \$1.30
34-002 (34-224)	Finger pin #2 (RP)	
34-003 (34-225)	Finger pin #3 (RP)	
34-004 (34-226)	Finger pin #4 (RP)	
34-005 (34-227)	Finger pin #5 (RP)	
34-006 (34-228)	Finger pin #6 (RP)	
34-058 (34-229)	Finger pin #7 (RP)	
C603-950	Sidebar	\$5.50
C606-000	Sidebar (SL only)	\$5.50

CAP AND CAP PIN		
Part #	Description	Price
C503-116*	Cap pin (non-IC)	Order in multiples of 100 \$0.30
C503-118*	Cap	Order in multiples of 25 \$2.40
C603-827	Full Size IC Cap Pin	Order in multiples of 100 \$0.38

* See CYL-13 for KC-Series cap and cap pin

Ordering
Shaded prices are specified in unit quantities (per piece) and must be ordered in multiples.
 Example:
 Order 100 34-300,
 Receive 1 bag of 100 pins. Price = \$10.00

PARTS

ORIGINAL MANUFACTURER NICKEL SILVER PINS - SMALL FORMAT INTERCHANGEABLE CORES			
Part #	Description		Price
	Type	Size	
34-902	Master/ build-up/ top pins	#2B	Order in multiples of 100 \$0.10
34-903		#3B	
34-904		#4B	
34-905		#5B	
34-906		#6B	
34-907		#7B	
34-908		#8B	
34-909		#9B	
34-910		#10B	
34-911		#11B	
34-912		#12B	
34-913		#13B	
34-914		#14B	
34-915		#15B	
34-916		#16B	
34-917		#17B	
34-918		#18B	
34-919		#19B	
34-800	Bottom pins	#0A	Order in multiples of 100 \$0.10
34-801		#1A	
34-802		#2A	
34-803		#3A	
34-804		#4A	
34-805		#5A	
34-806		#6A	
34-807		#7A	
34-808		#8A	
34-809		#9A	
34-950	Everest & Everest 29 check pin	—	\$2.50

Ordering
Shaded prices are
specified in unit
quantities
(per piece) and must
be ordered in multiples.

Example:
Order 100 34-300,
Receive 1 bag of 100
pins. Price = \$10.00

SFIC CAPS		
Part #	Description	Price
34-952	21C Cap	Order in multiples of 500 \$0.10

SFIC SPRINGS		
Part #	Description	Price
C504-114	20S Tumbler spring	Order in multiples of 500 \$0.10
C504-116	Everest & Everest 29 check spring pin	Order in multiples of 100 \$0.28

SFIC PLUG RETAINER		
Part #	Description	Price
C603-936	Plug retainer	Order in multiples of 20 \$2.80
Note: SFIC plug retainer is compatible with SFIC Everest products manufactured after October 18, 2002.		

PARTS

L PINS FOR SL CYLINDERS

Part #	Description	Price
90-200	L-PIN, 0	\$1.30
90-201	L-PIN, 1	
90-202	L-PIN, 2	
90-203	L-PIN, 3	
90-204	L-PIN, 4	
90-205	L-PIN, 5	
90-206	L-PIN, 6	
90-207	L-PIN, 7	
90-208	L-PIN, 8	
90-209	L-PIN, 9	
90-200-2	L-PIN, MASTER, 0,2	
90-200-4	L-PIN, MASTER, 0,4	
90-200-6	L-PIN, MASTER, 0,6	
90-200-8	L-PIN, MASTER, 0,8	
90-201-3	L-PIN, MASTER, 1,3	
90-201-5	L-PIN, MASTER, 1,5	
90-201-7	L-PIN, MASTER, 1,7	
90-201-9	L-PIN, MASTER, 1,9	
90-202-4	L-PIN, MASTER, 2,4	
90-202-6	L-PIN, MASTER, 2,6	
90-202-8	L-PIN, MASTER, 2,8	
90-203-5	L-PIN, MASTER, 3,5	
90-203-7	L-PIN, MASTER, 3,7	
90-203-9	L-PIN, MASTER, 3,9	
90-204-6	L-PIN, MASTER, 4,6	
90-204-8	L-PIN, MASTER, 4,8	
90-205-7	L-PIN, MASTER, 5,7	
90-205-9	L-PIN, MASTER, 5,9	
90-206-8	L-PIN, MASTER, 6,8	
90-207-9	L-PIN, MASTER, 7,9	
Order single cut and master L pins in multiples of 20		
90-201-3-5	L-PIN, CROSS-KEY, 1,3,5	\$1.30
90-201-3-7	L-PIN, CROSS-KEY, 1,3,7	
90-201-3-9	L-PIN, CROSS-KEY, 1,3,9	
90-201-5-7	L-PIN, CROSS-KEY, 1,5,7	
90-201-5-9	L-PIN, CROSS-KEY, 1,5,9	
90-201-7-9	L-PIN, CROSS-KEY, 1,7,9	
90-203-5-7	L-PIN, CROSS-KEY, 3,5,7	
90-203-5-9	L-PIN, CROSS-KEY, 3,5,9	
90-203-7-9	L-PIN, CROSS-KEY, 3,7,9	
90-205-7-9	L-PIN, CROSS-KEY, 5,7,9	
90-201-3-5-7	L-PIN, CROSS-KEY, 1,3,5,7	
90-201-3-5-9	L-PIN, CROSS-KEY, 1,3,5,9	
90-201-5-7-9	L-PIN, CROSS-KEY, 1,5,7,9	
90-203-5-7-9	L-PIN, CROSS-KEY, 3,5,7,9	
90-201-3-5-7-9	L-PIN, CROSS-KEY, 1,3,5,7,9	
90-200-2-4	L-PIN, CROSS-KEY, 0,2,4	
90-200-2-8	L-PIN, CROSS-KEY, 0,2,8	
90-200-4-6	L-PIN, CROSS-KEY, 0,4,6	
90-200-4-8	L-PIN, CROSS-KEY, 0,4,8	
90-200-6-8	L-PIN, CROSS-KEY, 0,6,8	
90-202-4-6	L-PIN, CROSS-KEY, 2,4,6	
90-202-4-8	L-PIN, CROSS-KEY, 2,4,8	
90-202-6-8	L-PIN, CROSS-KEY, 2,6,8	
90-204-6-8	L-PIN, CROSS-KEY, 4,6,8	
90-200-2-4-6	L-PIN, CROSS-KEY, 0,2,4,6	
90-200-2-4-8	L-PIN, CROSS-KEY, 0,2,4,8	
90-200-2-6-8	L-PIN, CROSS-KEY, 0,2,6,8	
90-200-4-6-8	L-PIN, CROSS-KEY, 2,4,6,8	
90-202-4-6-8	L-PIN, CROSS-KEY, 2,4,6,8	
90-200-2-4-6-8	L-PIN, CROSS-KEY, 0,2,4,6,8	
Order cross-key L pins in multiples of 20		

SPRINGS FOR SL CYLINDERS

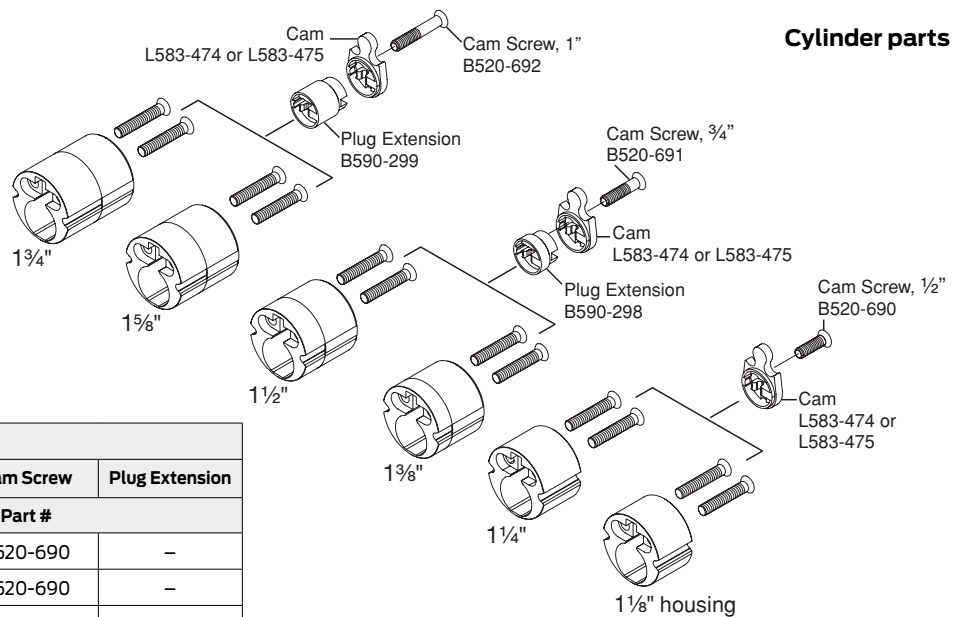
Part #	Description	Price
C604-472	Spring, Locking Sidebar	\$0.30
C603-952	End Cap Pin Spring	
C603-951	L Pin Spring	
C604-472	Check Pin Spring	
Order in multiples of 100		

END CAP AND END CAP PIN FOR SL

Part #	Description	Price
90-211	End Cap	\$2.60
90-002	End Cap Pin	\$0.30
Order in multiples of 50		

CYLINDER PARTS FOR SL

Part #	Description	Price
90-214	Locking Side Bar	\$5.80
C604-471	Retaining Clip	\$0.80
34-950	Check Pin, Everest B, Everest 29 R	\$2.50
90-212	Top Cover	\$0.18
Order in multiples of 50		



MODULAR HOUSING INTERCHANGEABILITY

Housing		Cam	Cam Screw	Plug Extension
Part #	Size	Part #		
B520-721	1-1/8"	L583-474	B520-690	—
B520-722	1-1/4"	L583-475	B520-690	—
B520-723	1-3/8"	L583-474	B520-691	B590-298
B520-724	1-1/2"	L583-475	B520-691	B590-298
B520-725	1-5/8"	L583-474	B520-692	B590-299
B520-726	1-3/4"	L583-475	B520-692	B590-299

Plugs, Key-in-Knob/Lever, Deadlock and Mail Box

Part #	Description	Price
33-005*	5-Pin (except F51 and F80), C, CE, E and F keyways only	\$55.60
33-137	6-Pin Classic Standard	
33-007	Sargent & Yale, Classic Standard	
33-059*	5-Pin, F, FA-Series Knobs, BEL, GEO, PLY, AND, DNB (C keyway only)	\$36.20
33-059-149*	5-Pin, F-Series Knobs, ORB, C keyway only	
33-060	Corbin Russwin CK4200, UT5200 Classic Standard	\$55.90
33-065*	5-Pin, F, FA-Series Levers, ACC, AVA, FLA, CLT, CHP, STA (C keyway only)	\$37.50
33-080	Corbin Russwin CK4200, UT5200 Classic Primus UL437 / Classic Primus XP UL437	\$140.00
33-081	Corbin Russwin CK4200, UT5200 Classic Primus / Classic Primus XP	\$99.60
33-119	Everest Primus / Everest Primus XP and Everest 29 Primus / Everest 29 Primus XP	\$104.00
33-154	Classic Primus UL437 / Classic Primus XP UL437	\$140.00
33-136	Classic Primus / Class Primus XP	\$104.00
33-162	Sargent & Yale, Classic Primus UL437 / Classic Primus XP UL437	\$140.00
33-163	Sargent & Yale, Classic Primus / Classic Primus XP	\$104.00
33-167	B600 Plug, Classic	\$68.00
33-186	B600 Plug, Everest	\$73.30
33-213	PLUG, CYL, KIK, SL, 7-PIN	\$113.00
33-214	PLUG, CYL, KIK, SL, 7-PIN, PRIMUS XP	\$104.00
33-216	6-pin Classic, faculty restroom/hotel function	\$78.90
33-221	Everest Primus UL437/Everest Primus XP UL437 & Everest 29 Primus UL437/ Everest 29 Primus XP UL437	\$140.00
33-222	Corbin Russwin CK4200, UT5200, Everest Primus / Everest Primus XP and Everest 29 Primus / Everest 29 Primus XP	\$104.00
33-223	Corbin Russwin CK4200, UT5200, Everest Primus UL437/Everest Primus XP UL437 & Everest 29 Primus UL437/ Everest 29 Primus XP UL437	\$140.00
33-224	Sargent & Yale, Everest Primus / Everest Primus XP and Everest 29 Primus / Everest 29 Primus XP	\$104.00
33-225	Sargent & Yale, Everest Primus UL437/Everest Primus XP UL437 & Everest 29 Primus UL437/ Everest 29 Primus XP UL437	\$140.00
33-138	Everest & Everest 29 Standard	\$59.00
33-231	Sargent & Yale, Everest & Everest 29 Standard	
33-232	Corbin Russwin CK4200, UT5200, Everest & Everest 29 Standard	
33-233	Mail box 20-030 Everest & Everest 29 Standard	
33-234	Mail box 20-033, 20-066, 20-067, 20-069 Everest & Everest 29 Standard	
33-235	Everest & Everest 29 faculty restroom/hotel function	\$78.90
33-616	Mail box 20-033, 20-066, 20-067, 20-069 Classic Standard	\$59.30
33-806	Mail box 20-030 Classic Standard	
Notes:	Specify finish: 606 (430 for F-Series Knobs & Levers) and 626 (429 for F-Series Knobs & Levers).	
	Restricted keyway adder, \$27.00, applies to plugs listed above (does not apply to Primus plugs)	
* These plugs are pre-drilled for lost ball construction keying (33-005 is pre-drilled in C keyway only).		



PARTS

CYLINDERS

MODULAR CYLINDERS PLUGS-KEY IN LEVER/ KNOB			
Part #	Description	Open keyway price	Restricted keyway price
33-137	6 Pins, Plug, Classic	\$55.60	\$82.60
33-138	6 Pins, Plug, Everest	\$59.00	\$86.00
33-136	6 Pins, Plug, Classic Primus / Primus XP	\$104.00	\$104.00
33-119	6 Pins, Plug, Everest Primus / Primus XP	\$104.00	\$104.00

PLUGS, FULL SIZE INTERCHANGEABLE CORE			
Part #	Description	Open keyway price	Restricted keyway price
33-058*	Classic Standard	\$60.90	\$87.90
33-133	Everest & Everest 29 Standard faculty restroom/hotel function		
33-139	Everest Primus / Everest Primus XP and Everest 29 Primus / Everest 29 Primus XP	\$105.00	\$105.00
33-160	Classic Primus / Classic Primus XP		
33-236	Everest & Everest 29 Standard	\$83.20	\$110.20

Notes:

Specify 606 or 626 finish.

IC cap pins and cap pin springs must be ordered separately.

*For L-Series Classic hotel cylinders, specify "warded."

KEY IN LEVER/ KNOB - MODULAR CYLINDERS TYPE		
Part #	Description	Price
A508-653	6 Pin, Body & Cover, Classic, Everest, Everest 29	\$43.70
A508-655	6 Pin, Body & Cover, Primus/Primus XP	\$82.20
33-213	Plug, Cyl, Kik, Sl, 7-Pin	\$113.00
33-214	Plug, Cyl, Kik, Sl, 7-Pin, Primus	\$104.00

BACK HOUSINGS - MODULAR CYLINDER		
Part #	Description	Price
B520-721	Back Housing, Mortise 1-1/8"	\$12.30
B520-722	Back Housing, Mortise 1-1/4"	\$12.30
B520-723	Back Housing, Mortise 1-3/8"	\$12.30
B520-724	Back Housing, Mortise 1-1/2"	\$48.70
B520-725	Back Housing, Mortise 1-5/8"	\$48.70
B520-726	Back Housing, Mortise 1-3/4"	\$48.70
B520-727	Back Housing, Rim	\$12.30
K110-480 316	Front housing 643e finish	\$12.30
K110-480 605	Front housing 605 finish	\$12.30
K110-480 606	Front housing 606 finish	\$12.30
K110-480 609	Front housing 609 finish	\$12.30
K110-480 612	Front housing 612 finish	\$12.30
K110-480 613	Front housing 613 finish	\$16.30
K110-480 619	Front housing 619 finish	\$12.30
K110-480 622	Front Housing 622 finish	\$12.30
K110-480 625	Front housing 625 finish	\$12.30
K110-480 626	Front housing 626 finish	\$8.50
K110-480 629	Front housing 629 finish	\$12.30
K110-480 630	Front housing 630 finish	\$12.30
		Order in Multiples of 100
B520-690	Cam Screw - T10 Torx, 5-40 X 1/2" (for modular cylinders length 1-1/8" & 1-1/4")	\$0.32
B520-691	Cam Screw - T10 Torx, 5-40 X 3/4" (for modular cylinders length 1-3/8" & 1-1/2")	\$0.58

PARTS

BACK HOUSINGS - MODULAR CYLINDER		
Part #	Description	Price
B520-692	Cam Screw - T10 Torx, 5-40 X 1"(for modular cylinders length 1-5/8" & 1-3/4")	\$0.80
B520-693	Housing Screw - T10 Torx, Modular cylinder housings screws, 8-32 X 7/8"	\$2.50
B590-298	Plug extension 1-3/8", 1-1/2"	\$3.80
B590-299	Plug extension 1-5/8", 1-3/4"	\$3.80

SHELLS, KEY-IN-KNOB/LEVER, DEADLOCK AND MAIL BOX		
Part #	Description	Price
A100-049	Sargent 8 Line Everest & Everest 29 Standard	\$50.50
A100-050	Sargent 6 Line Everest & Everest 29 Standard	
A100-051	Mail box 20-033, 20-066, 20-067, 20-069 Everest & Everest 29 Standard	
C203-726	Corbin Russwin CK4200, UT5200 Everest & Everest 29 Standard	
A508-655	6-Pin, Body & Cover, Primus / Primus XP	\$82.20
A201-690	Corbin Russwin CK4200, UT5200 Primus / Primus XP	\$87.70
A201-691	Corbin Russwin CK4200, UT5200 Classic Standard	\$43.70
A508-653	6 Pin, Body & Cover, Classic/Classic, Everest, Everest 29	
A201-848	5-Pin Classic (except F-Series Knobs & Levers)	
A100-045	Sargent 8 Line Classic Standard	
A100-046	Sargent vertical Standard	\$89.70
A100-047	Sargent 8 Line Primus® / Primus XP	
A100-048	Sargent vertical Primus / Primus XP	

SHELLS, INTERCHANGEABLE CORE			
Part #	Specify Finish	Description	Price
B220-006	•	Everest & Everest 29 Standard	\$50.50
B220-117	•	Everest & Everest 29 faculty restroom/hotel function, Schlage logo	
B220-280	•	Primus / Primus XP	\$103.00
B220-282	•	6-Pin Classic Standard (except faculty restroom/hotel function)	\$48.60
B220-284	•	Classic faculty restroom/hotel function, Schlage logo	

Note: Finishes 606 and 626 only.

MODULAR CYLINDERS MORTISE AND RIM CYLINDERS COMPONENTS & SERVICE KITS		
Part #	Description	Price
09-992	Service kit - Back Housing for 1-1/8" length	\$12.50
	Back Housing B520-721 Mortise 1-1/8", 2 Housing screws B520-693, cam screw B520-690	
	Order front housing and cam separately	
09-993	Service kit - Back Housing for 1-1/4" length	\$14.30
	B520-722 Mortise 1-1/4", 2 Housing screws B520-693, cam screw B520-690	
	Order front housing and cam separately	
09-994	Service kit - Back housing for 1-3/8" length	\$22.70
	B520-723 Back Housing Mortise 1-3/8", plug extension B590-298, cam screw B520-691,	
	2 housing screws B520-693. Order front housing and cam separately	

Ordering shaded prices are specified in unit quantities (per piece) and must be ordered in multiples.

Example: Order 100 B520-690,
Receive 1 bag of 100 cam screws. Price = \$28.00

PARTS

CYLINDERS

MODULAR CYLINDERS MORTISE AND RIM CYLINDERS COMPONENTS & SERVICE KITS		
Part #	Description	Price
09-995	Service kit- back housing for 1-1/2" length Back Housing,	\$59.00
	B520-724 Mortise 1-1/2", 2 Housing screws B520-693 , plug extension B590-298,	
	cam screw B520-691. Order front housing and cam separately	
09-996	Service kit- back housing for 1-5/8" length	\$59.00
	Back Housing, B520-725 Mortise 1-5/8", 2 Housing screws B520-693, plug extension	
	B590-299, cam screw B520-692. Order front housing and cam separately	
09-997	Service kit-back housing for 1-3/4" length	\$59.00
	Back Housing, B520-726 Mortise 1-3/4", 2 Housing screws B520-693,	
	plug extension B590-299, cam screw B520-692. Order front housing and cam separately	
09-998	Service kit-back housing Rim Cyl	\$29.50
	Back Housing Rim B520-727, housing screws B520-693, Tail piece B502-899,	
	Driver B502-310, back plate & screws B202-328. Order front housing and cam separately	

TAILPIECES AND ACTUATORS (KIL.KIK)			
Part #	Description	Lock Series	Price each
A201-934	Classic conventional non modular cylinders	A73 Orbit	\$13.10
A301-337	A and H Series - modular cylinder (includes SL and Primus) in all keyways	A, H	\$13.10
A301-338		A, H Orbit	\$13.10
A301-339		A73 Orbit	\$13.10
A501-693	Faculty Restroom function. Requires C503-767 driver	A85, H185 Orbit	\$13.70
A501-991	Faculty Restroom function. Requires C503-767 driver	A85, H185 (except Orbit)	\$13.70
A508-606	Classic conventional non modular	A, H	\$4.30
A508-614	Classic conventional non modular	Orbit	\$2.80
A700-031	All except hotel function	ALX (except 70)	\$2.80
A700-023	Faculty Restroom function. Requires C503-767 driver	AL85	\$8.90
C503-524	Knobs (Modular, Primus and Everest), Levers (Classic keyways prior to June 2010)	D	\$2.80
C604-243	Levers (Modular, Primus and Everest), Knobs (Classic keyways prior to June 2010)	D	\$2.80
C604-107	Knobs, hotel function, thick door. Requires C503-767 driver	D85	\$15.60
C604-348	Levers, hotel function. Requires C503-767 driver	D85	\$8.90
N523-022	Modular cylinders all keyway families (Classic, Everest, Everest 29 & Primus)	ALX - UL437 (except 70)	\$2.80
N523-023	Classic Conventional (silver) non modular	ND	\$2.80
N523-123	Faculty Restroom function. Requires C503-767 driver	ND85	\$8.50
S605-228	Classic Conventional non modular.	S, S200	\$4.00
S605-231	Modular cylinders all keyway families (Classic, Everest, Everest 29 & Primus)	S, S200	\$13.70

FACULTY RESTROOM/HOTEL FUNCTION INDICATOR PINS, ETC.		
Part #	Description	Price each
C503-767	Driver for faculty restroom/hotel tailpieces	\$3.00
C603-195	Obstruction pin, Classic (not compatible with Quad keyway cylinders manufactured before 1999)	\$2.30
C604-144	Indicator pin spring, Classic (order in multiples of 100)	\$0.38
C604-362	Obstruction pin, Everest & Everest 29	\$2.30
C604-368	Indicator pin, Everest & Everest 29	\$7.00
C604-369	Indicator pin spring, Everest & Everest 29 (order in multiples of 100)	\$0.80
C604-371	Indicator pin, Classic (except Reverse sections)	\$7.30
C604-372	Indicator pin, Classic (Reverse sections)	\$7.30

PARTS

AD SERIES LOCK - TAILPIECES			
Part #	Description	Keyways	Price each
C603-524	All AD Cylindrical Locks - CY (All lever styles)	Classic non modular	\$2.80
	AD Exit - 993R, 993S, 993M (ATH/8AT lever styles)		
C604-243	All AD Cylindrical Locks (All lever styles)	Modular Cylinder all keyway families	\$2.80
	AD Exit - 993R, 993S, 993M (ATH/8AT lever styles)		
23538077	All AD Mortise locks - MS/MD (All lever styles)	Classic non modular	\$2.80
	AD Exit - 993R, 993S, 993M (except ATH/8AT lever styles)		
23538085	All AD Mortise locks - MS/MD (All lever styles)	Modular Cylinder all keyway families	\$2.80
	AD Exit - 993R, 993S, 993M (except ATH/8AT lever styles)		

MISCELLANEOUS PARTS		
Part #	Description	Price each
F605-038	F Series plug retainer (order in multiples of 100)	\$0.28
S605-192	S, S200 sleeve	\$2.90
S605-228	S, S200 driver	\$4.00

COMPETITOR CYLINDER PARTS		
Part #	Description	Price each
A301-043	Tailpiece - Yale Levers	\$7.00
A301-338	Tailpiece - Corbin Russwin CL3400/CL3600	\$13.10
B520-409	Tailpiece - Yale Knobs	\$43.40
C303-437	Tailpiece - Sargent 7, 8, 9 (Assembly with cap)	\$19.00
C604-243	Tailpiece - Sargent 6, 7L, 8L, 10 Line	\$2.80
A501-783	Blocking disc, Yale levers \$5.50	\$7.30
B520-408	Sleeve, Yale cylinders 5.40	\$7.20
B520-407	Washer, Sargent 6.80	\$9.10
C607-062	Spacer, Corbin Russwin CL3300 3.80	\$5.20

PARTS

B500 - TAILPIECES			
Part #	Description	Door thickness	Price each
B520-651	Single Cylinder, B560P, B563P	1-3/8" – 1-3/4"	\$3.80
B520-652		< 1-3/4" – 2-1/4"	\$3.80
B202-957	Single Cylinder, B560GD, B560BD, B563GD, B563BD	1-3/8" – 2"	\$3.80
B600-041	Single Cylinder, B560R, B563R	1-3/8" – 2-1/4"	\$3.80
B520-667	Single Cylinder, B561	1-3/8" – 2-1/4"	\$3.80
B600-045	Double Cylinder, B562P (Classic Non-Modular)	1-3/8" – 1-3/4"	\$3.80
B600-046		1-3/8" – 2-1/4"	\$3.80
B600-085	Double Cylinder, B562P (Everest/Primus, Classic Modular)	1-3/8" – 1-3/4"	\$3.80
B600-086		< 1-3/4" – 2-1/4"	\$3.80
B202-580	Double Cylinder, B562GD, B562BD	1-3/8" – 2"	\$3.80
B600-040	Double Cylinder, B562R	1-3/8" – 2-1/4"	\$3.80
B600-041	Keyless B580, B581	1-3/8" – 2-1/4"	\$3.80
B600-041 1-3/8" – 2-1/4" Keyless B571 B520-653	Keyless B571	1-3/8" – 2-1/4"	\$3.80

MISCELLANEOUS PARTS		
Part #	Description	Price each
36-086	Collar (Trim ring)	\$13.20
B600-071	Washer	\$1.10
B300-108	Cylinder Retaining Screw	\$1.80
B520-541	Security insert for collar	\$15.60
B302-043	Housing, outside cylinder, conventional	\$45.60
B520-648	Housing, inside cylinder, conventional	\$45.60
B600-092	Inside snap-on faceplate only, for all non-IC double cylinder deadlock	\$3.90
B520-298	Retaining screw for all B250, H, S200, and CS200 Series cylinders	\$1.00
B500 SERIES IC HOUSINGS		
Part #	Description	Price each
B600-029	Driver, B560/562J	\$7.30
B610-032	Cotter pin for tailpiece, B560/562J (1 = pack of 50)	\$62.50
B600-106	Driver, SFIC	\$23.20
B600-107	Throw member, SFIC	\$4.20
B600-108	Waldes retaining ring, B560/562BD (multiples of 100)	\$0.52
B610-014	Inside snap-on faceplate for SFIC double cylinder deadlocks	\$13.10
B610-031	Inside snap-on faceplate for full size IC double cylinder deadlocks	\$13.90
B610-040	Tailpiece and cotter pin, B562J	\$20.20
B610-041	Tailpiece and cotter pin, B560J	\$19.90
B250 SERIES IC HOUSINGS		
Part #	Description	Price each
36-086	Collar (Trim ring)	\$13.20
B520-235	Driver	\$7.30
B520-240	Waldes retainer (order in multiples of 100)	\$0.76
B520-541	Security insert for collar	\$15.60

PARTS

MISCELLANEOUS PARTS		
B600/700 SERIES IC HOUSINGS		
Part #	Description	Price each
B202-370	Tailpiece, B662BD	\$3.20
B202-453	Tailpiece, B662BD thick door	\$11.40
B202-557	Tailpiece, B660BD/B663BD	\$3.20
B220-032	Tailpiece, B661BD	\$3.90
B600-089	1-1/8" Collar, B600 all IC models	\$90.90
B520-240	Waldes retaining ring B662J (order in multiples of 100)	\$0.76
B600-029	Driver, B660/662J/663J	\$7.30
B610-032	Cotter pin for tailpiece, B660/662J/663J (1 = pack of 50)	\$62.50
B600-106	Driver, SFIC	\$23.20
B600-107	Throw member for SFIC models	\$4.20
B600-108	Waldes retaining ring B660/662BD (order in multiples of 100)	\$0.52
B610-014	Inside snap-on faceplate for SFIC double cylinder deadlocks	\$13.10
B610-031	Inside snap-on faceplate for full size IC double cylinder deadlocks	\$13.90
B610-040	Tailpiece and cotter pin, B662J	\$20.20
B610-041	Tailpiece and cotter pin, B660J, B661J, B663J	\$19.90
B600/700/800 SERIES		
Part #	Description	Price each
B520-298	Cylinder retaining screw	\$1.00
B600-070	7/8" Collar (trim ring) for 1-5/8" – 2-1/2" door (standard)	\$85.90
B600-089	1-1/8" Collar (trim ring) for 1-3/8" – 1-5/8" door	\$90.90
B600-090	Inside housing only (for B662, B762 & B862)	\$44.70
B600-092	Inside snap-on face plate	\$3.90
B610-024	Dummy cylinder faceplate and outside housing	\$70.80
B302-591	Housing, outside	\$44.70
B610-071	Washer	\$1.20
C603-098	Security disc (Order in multiples of 100)	\$0.54
B610-041	B680 (non-keyed)	\$19.90
B610-042	B661, B664 Classic Conventional Non Modular	\$10.20
B610-043	B661, B664 Classic Conventional thick door Non Modular	\$10.20
B610-044	B660, B663 Classic Conventional Non Modular	\$10.20
B610-045	B662 Classic Conventional Non Modular	\$13.60
B610-046	B662 Classic Conventional thick door Non Modular	\$13.60
B610-082	B661, B664 Classic Conventional Modular	\$9.60
B610-083	B661, B664 Classic Conventional thick door Modular	\$11.70
B610-084	B660, B663 Classic Conventional Modular	\$18.80
B610-085	B662 Classic Conventional Modular	\$18.80
B610-086	B662 Classic Conventional thick door Modular	\$18.80

PARTS

MISCELLANEOUS PARTS		
S200 SERIES (AFTER FEB-2008)		
Part #	Description	Price each
36-086	Collar (Trim ring)	\$13.20
B520-541	Security insert for collar	\$15.60
B600-029	Driver	\$7.30
B600-032	Cotter Pin (order in multiples of 100)	\$0.70
B600-041	Tailpiece (IC)	\$3.80
B520-685	Tailpiece	\$3.80
B600-071	Washer	\$1.10

B500 SERIES IC HOUSINGS			
Part #	Description	Door thickness	Price each
B610-204	Single Cylinder, Small Format Interchangeable Core (Outside)	1-3/8" - 2-1/4"	\$78.90
B610-203	Single Cylinder, Full Size Interchangeable Core (Outside)	1-3/8" - 2-1/4"	\$85.10
B610-204	Double Cylinder, Small Format Interchangeable Core (Outside)	1-3/8" - 2-1/4"	\$78.90
B610-281	Double Cylinder, Small Format Interchangeable Core (Inside)	1-3/8" - 2-1/4"	\$78.90
B610-205	Double Cylinder, Full Size Interchangeable Core (Outside)	1-3/8" - 2-1/4"	\$85.10
B610-028	Double Cylinder, Full Size Interchangeable Core (Inside)	1-3/8" - 2-1/4"	\$87.40

COLLARS (TRIM RINGS AND SECURITY INSERTS), B250, H, AND S200-SERIES		
Part #	Description	Price each
02-037	MD160 Series decorative cylinder rose, specify design	\$14.40
36-066	Trim ring, 1/8"	\$12.60
36-067	Trim ring, 7/16"	\$17.60
36-068	Security insert, 1/8"	\$7.80
36-069	Security insert, 7/16"	\$14.80
36-070	Security insert pack, 36-068 1/8" and 36-069 7/16"	\$23.10
36-071	Trim ring and security insert pack, 36-066 and 36-068 1/8"	\$20.10
36-072	Trim ring and security insert pack, 36-067 and 36-069 7/16"	\$32.30
B520-541	Security insert, 1" for interchangeable core	\$15.60
36-085	Trim ring and security insert pack, B520-541 and 36-086 1"	\$37.40
36-086	Trim ring, 1"	\$13.20

LAZY TAILPIECES, B250, H, AND S200-SERIES - FULL SIZE INTERCHANGEABLE CORE (FSIC)		
Part #	Description	Price each
B202-269	Double cylinder 0.810"	\$3.20
B202-369	Double cylinder 0.685"	\$3.20
B202-370	Double cylinder 0.550"	\$3.20
B202-453	Double cylinder 0.622"	\$11.40
B202-557	Single cylinder 1.850"	\$3.20
B202-558	Single cylinder 2.000"	\$3.20
B202-580	Double cylinder 0.450"	\$3.80
B202-957	Single cylinder 1.410"	\$3.80
B220-032	Double cylinder 1.031"	\$3.90

PARTS

LAZY TAILPIECES, B250, H, AND S200-SERIES - FULL SIZE INTERCHANGEABLE CORE (FSIC)		
Part #	Description	Price each
B220-036	Double cylinder 1.375"	\$9.90
B502-999	S200 2.500"	\$5.20
B520-236	Double cylinder 1.325"	\$7.30
B520-237	Double cylinder 1.100"	\$7.30
B520-242	Single cylinder 2.200"	\$16.80
B520-243	Single cylinder 2.600"	\$16.80
B590-443	Single cylinder 1.470"	\$3.90
E205-204	Single cylinder 3" breakoff	\$12.10
B520-375	Driver - Classic Non Modular	\$3.90
B502-949	Driver - Modular Cylinder All Keyway Families (Classic, Everest, Everest 29 & Primus)	\$2.40

DUMMY CYLINDER		
Part #	Description	Price each
38-070	Dummy Cylinder less ring and cam (1-1/8", 1-1/4, 1-3/8" and 1-1/2")	\$94.00

CAMS NON MODULAR CYLINDERS (MORTISE)		
Part #	Description	Price each
B502-191	L9060 Straight Classic Standard	\$4.80
B502-292	Adams Rite MS Classic Standard	\$4.80
B502-380	Adams Rite 4070 Classic Standard	\$17.10
B502-944	Adams Rite MS Everest® & Primus®	\$4.80
B502-945	Adams Rite 4070 Everest & Primus	\$17.10
B502-948	L9060 Straight Everest & Primus	\$4.80
L583-153	L-Series Everest & Primus	\$4.80
L583-197	L-Series for Sargent and Yale non-IC cylinders	\$17.10
L583-198	L-Series for Corbin Russwin non-IC cylinders	\$17.10
L583-254	L-Series Classic Standard	\$4.80
XQ11-935	Inverted straight Everest and Primus (dogging)	\$7.60
XL11-895	L-Series for Corbin Russwin	\$17.10
B520-254	Cam for Falcon Exit Trim	\$16.40
B502-468	Camscrew, Classic Standard up to 1-3/8"	\$0.48
B502-942	Camscrew, Everest & Primus up to 1-3/8"	\$0.70
B502-943	Camscrew, Everest & Primus over 1-3/8"	\$0.94
B590-295	Camscrew, Classic Standard over 1-3/8"	\$0.66
B502-907	Falcon M Series Deadbolt	\$4.60
B520-295	Falcon 781C Trim	\$16.30
B520-295	Corbin Russwin DL4000/Corbin 420/Russwin 1503 (Classic keyways)	\$16.30
B520-366	Corbin Russwin DL4000/Corbin 420/Russwin 1503 (Everest and Primus)	\$17.10
B520-233	Corbin Russwin®ML2200 - except ML2255 and ML2242 IS (Classic keyways)	\$17.10
B520-309	Corbin Russwin®ML2200 - except ML2255 and ML2242 IS (Everest and Primus)	\$17.10
B520-223	Corbin Russwin A65 ML2200 master ring deadbolt functions Russwin cast iron residential locks. Best 40H Series & 30H Deadbolt function (Classic keyways)	\$17.10

PARTS

CAMS NON MODULAR CYLINDERS (MORTISE)		
Part #	Description	Price each
B520-367	Corbin Russwin A65 ML2200 master ring deadbolt functions Russwin cast iron residential locks. Best 40H Series & 30H Deadbolt function (Everest and Primus)	\$17.10
B520-256	Yale® 2160 /Arrow® #004/ Sargent® 13-0660 (Classic keyways)	\$17.10
B520-329	Yale® 2160 /Arrow® #004/ Sargent® 13-0660 (Everest and Primus)	\$17.10

CAMS MODULAR CYLINDERS (MORTISE)		
Part #	Description	Price each
L583-476	L9060 for cylinder lengths 1-1/8", 1-3/8" and 1-5/8"	\$4.10
L583-477	L9060 for cylinder lengths 1-1/4", 1-1/2" and 1-3/4"	\$4.10
B520-743	Cam, Cylinder Mortise. A/R 4070 for cylinder lengths 1-1/8", 1-3/8" and 1-5/8"	\$17.10
B520-744	Cam, Cylinder Mortise. A/R 4070 for cylinder lengths 1-1/4", 1-1/2" and 1-3/4"	\$17.10
L583-446	Adams Rite MS for cylinder lengths 1-1/8", 1-3/8" and 1-5/8"	\$4.20
L583-447	Adams Rite MS for cylinder lengths 1-1/4", 1-1/2" and 1-3/4"	\$4.20
L583-474	L-Series for cylinder lengths 1-1/8", 1-3/8" and 1-5/8"	\$4.10
L583-475	L-Series for cylinder lengths 1-1/4", 1-1/2" and 1-3/4"	\$4.10
B520-690	Camscrew, (5-40 x 1/2") for 1-1/8" & 1-1/4" cylinder length \$0.24	\$0.32
B520-691	Camscrew, (5-40 x 3/4") for 1-3/8" & 1-1/2" cylinder length 0.46	\$0.58
B520-692	Camscrew, (5-40 x 1") for 1-5/8" & 1-3/4" cylinder length 0.62	\$0.80
B520-693	Modular Housing Screw (8-32 x 7/8")	\$2.50
B590-295	Classic Standard over 1-3/8"	\$0.66
B520-738	Falcon M Series Deadbolt for cylinder lengths 1-1/8", 1-3/8" and 1-5/8"	\$16.40
B520-739	Falcon M Series Deadbolt for cylinder lengths 1-1/4", 1-1/2" and 1-3/4"	\$16.40
L583-638	Falcon MA (except MA381) Series for cylinder lengths 1-1/8", 1-3/8" and 1-5/8"	\$15.40
L583-639	Falcon MA (except MA381) Series for cylinder lengths 1-1/4", 1-1/2" and 1-3/4"	\$15.40
B520-730	Corbin Russwin DL4000/Corbin 420/Russwin 1503 (1-1/8", 1-3/8" and 1-5/8")	\$17.10
B520-731	Corbin Russwin DL4000/Corbin 420/Russwin 1503 (1-1/4", 1-1/2" and 1-3/4")	\$17.10
B520-732	Corbin Russwin®ML2200 - except ML2255 and ML2242 IS (1-1/8", 1-3/8" and 1-5/8")	\$17.10
B520-733	Corbin Russwin®ML2200 - except ML2255 and ML2242 IS (1-1/4", 1-1/2" and 1-3/4")	\$17.10
B520-734	Corbin Russwin A65 ML2200 master ring deadbolt functions Russwin cast iron residential locks. Best 40H Series & 30H Deadbolt function (1-1/8", 1-3/8" and 1-5/8")	\$17.10
B520-735	Corbin Russwin A65 ML2200 master ring deadbolt functions Russwin cast iron residential locks. Best 40H Series & 30H Deadbolt function (1-1/4", 1-1/2" and 1-3/4")	\$17.10
B520-736	Yale® 2160 /Arrow® #004/ Sargent® 13-0660 (1-1/8", 1-3/8" and 1-5/8")	\$17.10
B520-737	Yale® 2160 /Arrow® #004/ Sargent® 13-0660 (1-1/4", 1-1/2" and 1-3/4")	\$17.10
L583-476	BEST 30H latch function (1-1/8", 1-3/8" and 1-5/8")	\$4.10
L583-477	BEST 30H latch function (1-1/4", 1-1/2" and 1-3/4")	\$4.10
B520-780	SL - Corbin Russwin DL4000/Corbin 420/Russwin 1503 (w/91-051 118 only)	\$17.10
B520-781	SL - Corbin Russwin DL4000/Corbin 420/Russwin 1503 (w/91-051 114 only)	\$17.10
B520-782	SL - Corbin Russwin®ML2200 - except ML2255 and ML2242 IS (w/91-051 118 only)	\$17.10
B520-783	SL - Corbin Russwin®ML2200 - except ML2255 and ML2242 IS (w/91-051 114 only)	\$17.10
B520-784	SL - Corbin Russwin A65 ML2200 master ring deadbolt functions Russwin cast iron residential locks. Best 40H Series & 30H Deadbolt function (w/91-051 118 only)	\$17.10
B520-785	SL - Corbin Russwin A65 ML2200 master ring deadbolt functions Russwin cast iron residential locks. Best 40H Series & 30H Deadbolt function (w/91-051 114 only)	\$17.10
B520-786	SL - Yale® 2160 /Arrow® #004/ Sargent® 13-0660 (w/91-051 118 only)	\$17.10

PARTS

CAMS MODULAR CYLINDERS (MORTISE)		
Part #	Description	Price each
B520-787	SL - Yale® 2160 /Arrow® #004/ Sargent® 13-0660 (w/91-051 114 only)	\$17.10

CAMS INTERCHANGEABLE CORE - FSIC & SFIC (MORTISE)		
Part #	Description	Price each
B520-378	Adams Rite 4070	\$17.10
L583-509	Cam, LM/LV series - Right hand (IC cores only)	\$4.80
K510-680	L9060 Outside	\$4.80
K510-711	Adams Rite MS	\$4.80
L583-589	Cam, LM/LV series - Left hand (IC cores only)	\$4.80
K510-730	Straight cam	\$4.80
L583-255	L-Series (except L9060 outside)	\$4.80
B520-698	Falcon Series MA Mortise Lock	\$17.20
K510-730	Cam for Falcon Exit Device Trims	\$4.80
XB12-046	Falcon M Series Deadbolt	\$15.90
B520-253	Corbin Russwin®ML2200 - except ML2255 and ML2242 IS	\$17.10
B520-360	Corbin Russwin A65 ML2200 master ring deadbolt functions Russwin cast iron residential locks. Best 40H Series & 30H Deadbolt function	\$17.10
B520-296	Yale® 2160 /Arrow® #004/ Sargent® 13-0660	\$17.10

FSIC MORTISE CYLINDER PARTS		
Part #	Description	Price each
L583-200	Cam screw (order in multiples of 100)	\$0.58
C604-334	Driver, universal	\$8.70
K510-474	Friction washer	\$3.80

SFIC MORTISE CYLINDER PARTS		
Part #	Description	Price each
B520-484	Cam screw (order in multiples of 100)	\$0.56
B520-483	Throw member (driver)	\$8.70
B220-050	Adams Rite set screw pack	\$3.80

BLOCKING AND COMPRESSION RINGS (SPECIFY FINISH)		
Part #	Description	Price each
36-079-012	1/8" blocking ring for use without compression ring	\$19.30
36-079-018	3/16" blocking ring for use without compression ring	\$19.30
36-079-025	1/4" blocking ring for use without compression ring	\$19.30
36-079-031	5/16" blocking ring for use without compression ring	\$19.30
36-079-037	3/8" blocking ring for use without compression ring	\$19.30
36-079-043	7/16" blocking ring for use without compression ring	\$19.30
36-079-050	1/2" blocking ring for use without compression ring	\$19.30
36-082-012	1/8" blocking ring for use with compression ring	\$16.80
36-082-018	3/16" blocking ring for use with compression ring	\$16.80
36-082-025	1/4" blocking ring for use with compression ring	\$16.80
36-082-031	5/16" blocking ring for use with compression ring	\$16.80



PARTS

BLOCKING AND COMPRESSION RINGS (SPECIFY FINISH)

Part #	Description	Price each
36-082-037	3/8" blocking ring for use with compression ring	\$16.80
36-082-043	7/16" blocking ring for use with compression ring	\$16.80
36-082-050	1/2" blocking ring for use with compression ring	\$16.80
36-083	Compression ring and spring	\$13.90
L583-195	Compression ring spring	\$2.30

CORBIN RUSSWIN MASTER RING PARTS

Part #	Description	Price each
B202-339	Reducing bushing and screws	\$137.00
B502-486	Classic Standard - Non Modular Cylinders	\$44.20
B502-946	Everest & Primus - Non Modular Cylinders	\$56.30
XB11-825	Interchangeable core - Non Modular Cylinders	\$49.60
B520-728	Modular Cylinders (all keyways) length 1-1/8", 1-3/8", 1-5/8"	\$56.30
B520-729	Modular Cylinders (all keyways) length 1-1/4", 1-1/2", 1-3/4"	\$56.30
38-033	Trim Collar	\$15.60

RIM CYLINDER PARTS

Part #	Description	Price each
36-066	Collar, IC cylinders	\$12.60
B202-328	Screws and backplate pack	\$11.00
B220-001	Tailpiece & driver, full size IC	\$18.10
B502-200	Backplate	\$2.30
B502-209	Mounting screw	\$2.30
B502-310-604	Driver, Conventional (non-IC) cylinder	\$1.90
B502-899	Tailpiece, Conventional (non-IC) cylinder and SFIC housing	\$4.20
B520-153	Ring, cylinder, NL	\$12.50
B520-361	Tailpiece retainer, full size IC (order in multiples of 100)	\$0.52
B520-365	Driver, SFIC	\$11.90
B600-107	Throw member for SFIC models	\$4.20

FULL SIZE INTERCHANGEABLE CORE PARTS

Part #	Description	Price each
C503-115	Cap pin spring (Order in multiples of 100)	\$0.30
C503-118	Cap (Order in multiples of 25)	\$2.40
C603-827	Cap pin (Order in multiples of 100)	\$0.38
C603-956	Actuating ring	\$9.70
C603-964	Actuating pin (control top pin)	\$0.90
C603-967	Control bottom pin (Order in multiples of 100)	\$0.40
23446339	Driver, FSIC, AD-Series CY, MS, MD, 993R, 993 S, 993M	\$6.90



PARTS

SMALL FORMAT INTERCHANGEABLE CORE PARTS		
Part #	Description	Price each
23446347	SFIC Driver	\$18.90
46929456	SFIC Driver, Spacer (6 pin core) & instruction sheet	\$21.50
N523-091	SFIC Driver (except ATH & 8AT)	\$16.50
09-774	SFIC Driver, Spacer (6 pin core) & instruction sheet (except ATH & 8AT)	\$20.70
23446347	SFIC Driver (ATH & 8AT)	\$18.90
46929456	SFIC Driver, Spacer (6 pin core) & instruction sheet (ATH & 8AT)	\$21.50

MISCELLANEOUS PARTS		
Part #	Description	Price each
B502-468	Screw, 2 required, 20-030 Classic (order multiples of 100)	\$0.48
B502-942	Screw, 20-030 Everest (order multiples of 100)	\$0.70
C503-346	Spacer, 20-033, 20-066, 20-067, 20-069	\$2.30
C604-050	Mounting bracket, 20-033	\$18.90
C604-051	Screw post, 2 req'd, 20-033	\$2.90
C604-052	Screw, 2 req'd, 20-033	\$3.90
C604-053	Lock washer, 2 req'd, 20-033	\$3.90
C604-088	Cam, 20-030 Classic	\$49.90
C604-089	Bracket, 20-030	\$37.30
C604-226	Screw, 2 req'd, 20-033, 20-066, 20-067, 20-069 (order mult. of 100)	\$0.38
C604-234	Washer, 2 req'd, 20-033, 20-066, 20-067, 20-069 (order mult. of 100)	\$0.38
C604-268	Cam, 20-066	\$32.90
C604-269	Cam, 20-067, 20-069	\$32.90
C604-271	Cam, 20-033	\$40.40
C604-419	Cam, 20-030 Everest	\$50.10

CONSTRUCTION

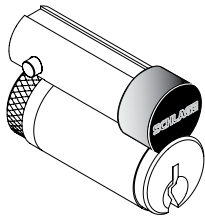
CONSTRUCTION PROGRAM

FULL SIZE CONSTRUCTION CORE PROGRAM

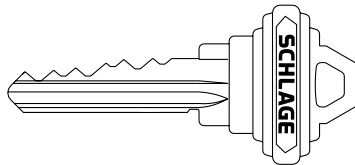
Temporary construction cores may be ordered with full size interchangeable core locks, mortise cylinders and rim cylinders. These cores may also be ordered separately. All construction cores are assessed a non-refundable handling charge (50-231). See **Terms & Conditions** for more information.

Features:

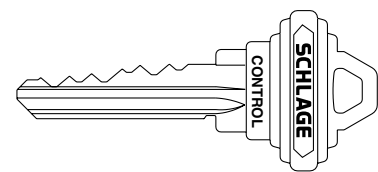
- 6-Pin C keyway.
- Construction cores will be finished with an orange face.
- Back of each core is marked with the letter that identifies the keyed alike group: A, B or C.
- Construction cores are furnished with no keys (NCK). **Cut keys must be ordered separately.**
- A control key is required to install and remove construction cores. **Control keys must be ordered separately.**
If a control key is not ordered, one will be supplied at a list price as shown in the table below.
- Construction cores may be returned for credit. Contact your Schlage representative for return authorization. Credit is issued upon receipt of cores at our factory.



23-030-ICX



48-101-ICX



48-056-ICX

FULL SIZE CONSTRUCTION CORE PROGRAM

Part #	Description	Specify	Price
23-030-ICX	Construction core	New jobs: Specify "ICX" Existing jobs: Specify "ICA", "ICB" or "ICC".	\$99.00
48-101-ICX	Cut key for construction phase (order separately)		\$9.00
48-056-ICX	Cut control key (order separately)		\$17.90
50-231	Non-refundable handling charge (per core)		\$14.00
Notes:	To order mortise and rim cylinders with full size construction cores for a new job, suffix ICX to non-Primus cylinder number. Example: 30-008 ICX. For existing construction core combinations, specify ICA, ICB, or ICC. Construction cores for a given project are keyed alike to one of a limited number of combinations nationwide. Other Schlage projects in the same area using the same or different contractors may use the same key. Where a higher degree of security is desired, order a set of Standard or Primus® cores in 606 or 626 finish keyed alike to a random combination. Specify "KA Group 1". Such cores would not be assessed the handling fee and are not returnable to Schlage.		

EXAMPLE:

Example for construction core charges and credits. distributor XYZ ordered 150 construction cores with 20 keys and one control key. The following charges apply to this order:

1. 23-030-ICX construction cores (150 units).
2. 48-101-ICX cut keys (20 units).
3. 48-056-ICX cut control key (1 unit).
4. 50-231 Non-refundable handling charge (150 units-one per core ordered).

Upon return of the cores to the factory the distributor will be credited for the following:

1. 23-030-ICX construction cores (150 units).

There is no credit for the keys or handling fee.

CONSTRUCTION

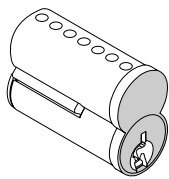
CONSTRUCTION PROGRAM

SMALL FORMAT CONSTRUCTION CORE PROGRAM

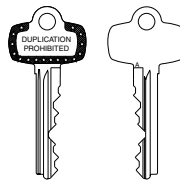
Temporary construction cores may be ordered with small format interchangeable core locks, mortise cylinders and rim cylinders. These cores may also be ordered separately. All construction cores are assessed a non-refundable handling charge (50-231). See **Terms & Conditions** for more information.

Features:

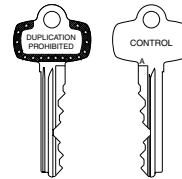
- Best® A keyway
- Construction cores have a green or brown face. Each color is keyed alike to its own operating and control key.
- Construction cores are furnished with no keys (NCK). **Cut keys must be ordered separately. If construction operating keys are not ordered, one 48-310 cut key will be provided per order at a list price as shown in the table below unless specifically stated to not include.**
- A control key is required to install and remove construction cores. **Control keys must be ordered separately. If a control key is not ordered, one will be supplied at a list price as shown in the table below.**
- Construction cores may be returned for credit. Contact your Schlage representative for return authorization. Credit is issued upon receipt of cores at our factory.
- Small format disposable cores may not be returned for credit.



80-035



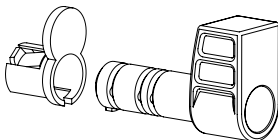
48-310



48-311

SMALL FORMAT CONSTRUCTION CORES

Part #	Description	Specify	Price
48-310	Cut key for construction phase (order separately)	Schlage assigns the color for each order at random. If a specific color is required, specify "GRN" for green and "BRN" for brown cores.	\$11.10
48-311	Cut control key (order separately)		\$16.20
80-035	Construction core		\$60.00
50-231	Non-refundable handling charge (per core)		\$14.00



M204-152

SMALL FORMAT DISPOSABLE CORES

Part #	Description	Price
M204-152	Disposable plastic construction core	\$8.50

EXAMPLE:

Example for construction core charges and credits. distributor XYZ ordered 150 construction cores with 20 keys and one control key. The following charges apply to this order:

1. 80-035 construction cores (150 units).
2. 48-310 cut keys (20 units).
3. 48-311 cut control key (1 unit).
4. 50-231 Non-refundable handling charge (150 units-one per core ordered).

Upon return of the cores to the factory the distributor will be credited for the following:

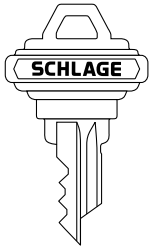
1. 80-035 construction cores (150 units).

There is no credit for the keys or handling fee.

CONSTRUCTION

CONSTRUCTION PROGRAM

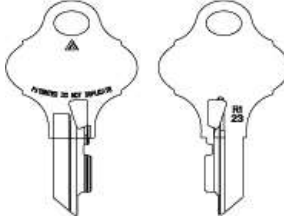
Classic
35-104 Key Blank
48-104 Cut Key



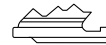
Everest®
35-008 Key Blank
48-008 Cut Key



Everest 29
35-097 Key Blank
48-097 Cut Key



Standard
35-110 Classic Blank
48-113 Classic Cut
35-289 Everest Blank
48-289 Everest Cut



Hotel Cylindrical
35-111 Classic Blank
48-114 Classic Cut
35-231 Everest Blank
48-039 Everest Cut



35-057

SPLIT KEY CONSTRUCTION KEYS

Description	Part #			
	Classic	Everest	Everest 29	Price
KEY BLANKS				
Construction key, standard bow, embossed	35-104	35-008	35-097	\$8.10
Construction insert	35-110	35-289	35-289	\$11.30
Construction insert, A85, AL85, D85, ND85, or H185 function	35-111	35-231	35-231	
Extractor tool	35-057			\$30.10
CUT KEYS				
Construction key, standard bow, embossed	48-104	48-008	48-097	\$8.10
Construction insert	48-113	48-289	48-289	\$11.30
Construction insert, A85, AL85, D85, ND85, or H185 function	48-114	48-039	48-039	

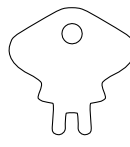
Notes:

Split key construction keys are NOT available for interchangeable core cylinders.

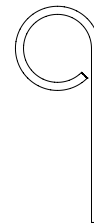
Split key construction keys are ONLY available in L, Y, 0000 and ZZZZ Classic sections, C000 and D000 Everest sections and S000 and T000 Everest 29 sections.



35-250



35-251



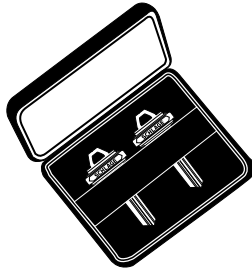
M504-271

SPECIAL KEYS

Part #	Description	Price
35-250	Emergency key, A40, AL40, D40, or ND40 function	\$7.20
35-251	Spanner key, A85, AL85, D85, ND85, or H185 function	
M504-271	Emergency key, F40 or S40 function	\$2.30
61-509	Emergency release key standard size, for occupancy deadbolts (Includes one key, ring, and instruction tag.)	\$15.20
61-510	Emergency release key large, for occupancy deadbolts (Includes one key, ring, and instruction tag.)	\$28.80
L583-691	Emergency turn for L9040 and L9440 without indicator	\$26.40
47285675	Emergency tool for L9040 and L9440 with indicator	\$17.40

PRESENTATION

PRESENTATION KEYS


35-223
35-224

35-227
35-228

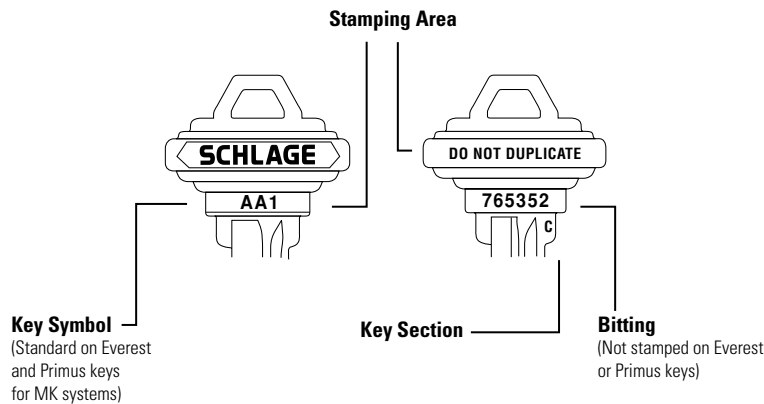

35-229

PRESENTATION KEYS			
Part #		Description	Price
KEY BLANKS			
35-223	5-Pin	Velvet case with 2 standard bow Classic gold plated blanks, embossed both sides	\$239.00
35-224	6-Pin		
35-227	5-Pin	Velvet case with 1 large bow Classic gold plated blank, embossed both sides	
35-228	6-Pin		
35-229	6-Pin	Velvet case with 1 Everest gold plated blank	
35-230	6-Pin	Velvet case with 1 Everest 29 gold plated key blank	
CUT KEYS			
48-223	5-Pin	Velvet case with 2 standard bow Classic gold plated keys, embossed both sides	\$260.00
48-224	6-Pin		
48-227	5-Pin	Velvet case with 1 large bow Classic gold plated key, embossed both sides	
48-228	6-Pin		
48-229	6-Pin	Velvet case with 1 Everest gold plated key	
48-230	6-Pin	Velvet case with 1 Everest 29 gold plated key	
MASTER KEYS			
49-223	5-Pin	Velvet case with 2 standard bow Classic gold plated keys, embossed both sides	\$278.00
49-224	6-Pin		
49-227	5-Pin	Velvet case with 1 large bow Classic gold plated key, embossed both sides	
49-228	6-Pin		
49-229	6-Pin	Velvet case with 1 Everest gold plated key	
49-230	6-Pin	Velvet case with 1 Everest 29 gold plated key	

Note: Customized presentation keys must be submitted to Schlage Innovation Center RFQ process, and require high-resolution logo file in "tiff" or "eps" format.

STAMPING

CYLINDER AND KEY STAMPING

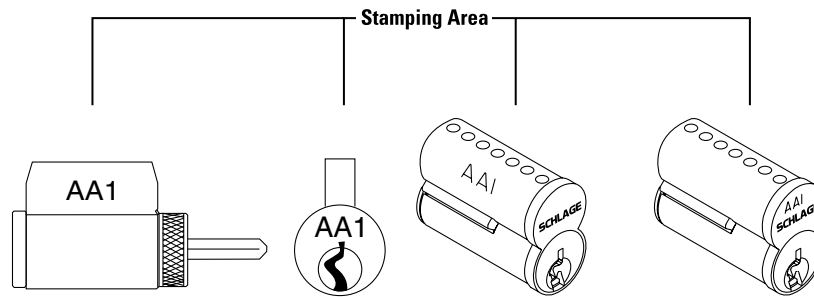


KEY STAMPING					
Description	Notes	Key Type	Specify	Part #	Price / Key
Visual Key Control (VKC) with standard key symbols	1, 2	Classic Standard	(furnished as standard)	—	N/C
	1, 2	Everest & all Primus	(furnished as standard)	—	N/C
Non-standard code	1, 8	All Standard & all Primus	Non-standard code	50-003	\$10.00
DO NOT DUPLICATE		Classic Standard	Stamp key “Do Not Duplicate”	XQ06-878	N/C
		Everest C or Everest 29 S Family Standard	Use 35-002 blanks (C) or 35-268 (S)	—	
	3	Everest B or Everest 29 R Family	(furnished as standard)		
	Everest D, Everest 29 T Family, all Primus				
Custom coining	4, 5	All Standard & all Primus	Assigned XQ# for coining die	Refer to page 403 ‘Custom Coined Keys’ table	
Delete key section from bow		Classic and Everest Standard, Classic and Everest Primus/Primus XP, Everest Primus	Delete key section	50-220	\$6.90
Stamp bitting		Classic Standard	(furnished as standard)	—	N/C
	6	Everest C or Everest 29 S Family Standard	Stamp key bitting	50-233	\$10.00
Stamp with Serial Number	7	Restricted Everest (B, D), Everest 29 (R, T)	Stamp Key with Serial Number	50-229	\$4.00
Notes:		1.) Maximum of 6 characters for VKC, Non Standard Code.			
		2.) Specify “delete key symbol on key” if VKC is not required. Available at no charge.			
		3.) Everest B and Everest 29 R Family keys are stamped “RESTRICTED”.			
		4.) Contact product support, new dies are subject to a one time charge that is quoted through RFQ process; all new dies remain the property of Schlage Lock Company.			
		5.) Only available on unembossed keys.			
		6.) Not available on Primus or Everest B and D or Everest 29 R and T Family keys or on keys with key symbols stamped (VKC).			
		7.) Serial Number is a Straight Numerical Sequence comprised of 8 digits including leading zeros.			
		8.) Sequential stamping will be charged as non-standard code (example: AA1-1, AA1-2, etc.).			

When ordered with a lock or cylinder, 50-XXX charges will be added as an option to the product when applicable. Stand alone 50-XXX Charges will be separate lines and priced separately.

STAMPING

CYLINDER AND KEY STAMPING



CYLINDER STAMPING					
Description	Notes	Key Type	Specify	Part #	Price
Visual Key Control (VKC) with standard key symbols or non standard codes	1	Classic Standard, Everest C & D, Everest 29 S & T Standard, (Not available for Primus or Primus XP)	Stamp key symbol or non-conventional code on face (VKC) or Cylinder or core.	50-002	\$9.20
		Everest B Family and Everest 29 R (SFIC)		—	N/C
Concealed Key Control (CKC) with standard key symbols or Non-standard codes	1	Classic Standard, Everest C & D, Everest 29 S & T Standard, Primus and Primus XP cylinders	Stamp key symbol or non-conventional code on side (CKC) of core	50-216	\$9.20
		Everest B Family and Everest 29 R (SFIC)		—	N/C
Note:		Maximum of 6 characters for VKC, Non Standard Code or Serial number stamping.			

When ordered with a lock or cylinder, 50-XXX charges will be added as an option to the product when applicable. Stand alone 50-XXX Charges will be separate lines and priced separately.



CHARGES

KEYING CHARGES

CONTRACT MASTER KEYING

Part #	Description	Price
50-210	Cylinder Master keyed (MK), grand master keyed (GMK), Emergency Master keyed (EMK), and Single keyed (SKD) groups (charge does not apply to interchangeable core)	\$27.20
—	Interchangeable core Master keyed (MK), grand master keyed (GMK), and Single keyed (SKD) groups	N/C
Note:	The Schlage Master Key Department determines and makes the final decision in the selection and use of key sections. 100% Expansion is allowed for new master key systems unless.	

CONTRACT CONSTRUCTION KEYING (CK)/SPLIT KEY CONSTRUCTION KEYING

Part #	Description	Price
50-211	Cylinder Construction keyed (CK)	\$16.10
Notes:	Construction keyed cylinder charges are in addition to master keying charges.	
	Pack Keys Individual (PKI) 60-000 packing is included at no extra charge.	
	Construction keying not available with Primus cylinders or interchangeable cores. Construction cores may be ordered for Interchangeable core locks, mortise cylinders or rim cylinders for use during construction. See Construction Core Program).	
	Split Key construction keying requires 6 pin cylinders.	
	Construction master keys must be ordered separately	
	Extractor tool (35-057) will be added to all split key construction key orders unless specifically noted to exclude. Charge for 35-057 is \$30.10.	

OTHER KEYING (NON-MASTER KEYED)

Part #	Description	Price
—	Cylinder keyed different (KD) or keyed alike to a Schlage selected combination (KA) in sets of 2 or more, include FSIC.	N/C
—	Cylinder 0-bitted or 1-bitted, as applicable*	N/C
50-001	Standard and Primus cylinder keyed to a specified combination (SFIC not available, FSIC at no charge)	\$13.60
*	Standard non-IC cylinders: Available 0-Bitted. 1-Bitted is not available and if specified, 0-bitted will be furnished. Standard IC cylinders: Furnished 1-bitted. 0-Bitted is not available and if specified, 1-bitted will be furnished. Primus cylinders: All Furnished 0-bitted. 1 bitted is not available and if specified, 0-bitted is furnished.	

RESIDENTIAL MASTER KEYING (RMK) AND/OR RESIDENTIAL CONSTRUCTION KEYING

Qualifications:		
<ul style="list-style-type: none">• Residential projects.• RMK and/or RCK must be specified on the order.• Systems are available in 5-Pin C keyway only.• Systems cannot be combined with Contract Master Key systems.• Two levels of keying maximum (Change Key and Master Key levels only).• Maison keying allowed.• Door detailing and labeling allowable as listed below.		

RESIDENTIAL MASTER KEYING (RMK)

Part #	Description	Price
50-223	Cylinder Residential Master keyed (RMK)	\$3.20
49-100	Residential Master Key - Not offered for commercial products	\$17.40

When ordered with a lock or cylinder, 50-XXX charges will be added as an option to the product when applicable.
Stand alone 50-XXX Charges will be separate lines and priced separately.



CHARGES

KEYING CHARGES

RESIDENTIAL CONSTRUCTION KEYING (RCK)/LOST BALL CONSTRUCTION KEYING		
Part #	Description	Price
50-224*	Cylinder Residential Construction keyed (RCK)	\$3.20
48-100	Residential Construction Master Key	\$8.50
Notes:	Lost ball construction device is triggered by the highest level permanent key unless otherwise specified.	
	Change keys packed in envelopes and packed in lock box. PKI packing available at no additional charge.	
	Residential Construction keying charges are in addition to Residential Master keying charges.	

When ordered with a lock or cylinder, 50-XXX charges will be added as an option to the product when applicable. Stand alone 50-XXX Charges will be separate lines and priced separately.



CHARGES

KEYING CHARGES

BITTING LISTS (TRANSCRIPTS)		
Part #	Description	Price
50-123	Bitting list for factory master keyed products (requires written authorization from end-user).	\$322.00*
50-120	Establish new master key system for field master keying (one-time charge). Each bitting is assessed a 50-121 or 50-122 charge below.	\$47.80
50-121	New master key bitting for cylinders keyed in the field. 50-120 charge assessed if this bitting establishes a new system.	\$6.00
50-122	New change key bitting for cylinders keyed in the field.	\$4.80
	*Can be used for SiteMaster download (keying and bitting details) if ordered as such. Please specify SiteMaster download file if applicable in the details column. Information required: is Structure or original order number, end user name, city and state (used to verify the structure number). Also required is an email address for the end user, include their full name to address the email and a "Letter Of Authorization".	

KSC GENERIC KEY CHARTS		
Part #	Description	Price
50-600	6-Pin system with 4,096 change combinations furnished	\$1,780.00
50-700	7-Pin system with 16,384 change combinations furnished	\$2,305.00
Notes:	KSC systems are for dealer or end-user maintained master key systems. KSC systems cannot be converted or tied to factory established or factory maintained systems.	
	KSC systems are furnished with instruction manual and binder.	
	Number of valid/ usable change combinations provided in 50-600 is not guaranteed due to system constraints. 4,096 is the theoretical number possible, actual number of valid/ usable changes will vary.	

KEYS ORDERED WITH LOCKS OR CYLINDERS (2 STD BOW KEYS PROVIDED WITH KEYED LOCKS OR CYLINDERS)		
Part #	Description	Price
50-214	Extra cut Primus keys ordered with lock or cylinder.	\$15.60
50-215	Extra cut standard bow Classic or Everest C or Everest 29 S Family keys ordered with lock or cylinder	\$5.80
50-227	Extra cut large bow or access bow keys ordered with lock or cylinder	\$9.00
50-228	Cut large bow or access bow keys substituted for standard bow Classic keys	\$4.10
50-232	Extra cut Classic restricted families, Everest B Family, Everest D, Everest 29 R and Everest 29 T family keys ordered with lock or cylinder.	\$11.20

PACK CHANGE KEYS INDEPENDENTLY (PKI)		
Part #	Description	Price
60-000	Pack change keys independently (PKI) for split key construction keying	\$0.00
60-001	Pack change keys independently (PKI)	\$0.80



SITEMASTER 200™

KEY SYSTEM MANAGEMENT SOFTWARE		
Description	Part #	Price
Windows Full Version on CD	SM01-391	\$3,577.00
Windows Full Version with Lockshop Enhancement	SM01-392	\$3,955.00
Notes:	SiteMaster manuals have been replaced by an extensive help menu on the CD	
	SiteMaster comes without any information loaded. The download file needs to be ordered (see Part Number 50-123 Page 429 ordering instructions) and Schlage is not responsible to load personnel information, etc.	

FORMS		
Description	Part #	Price
Key Record Form (order in multiples of 50)	SM01-210	\$0.66



CYLINDERS

KEYS

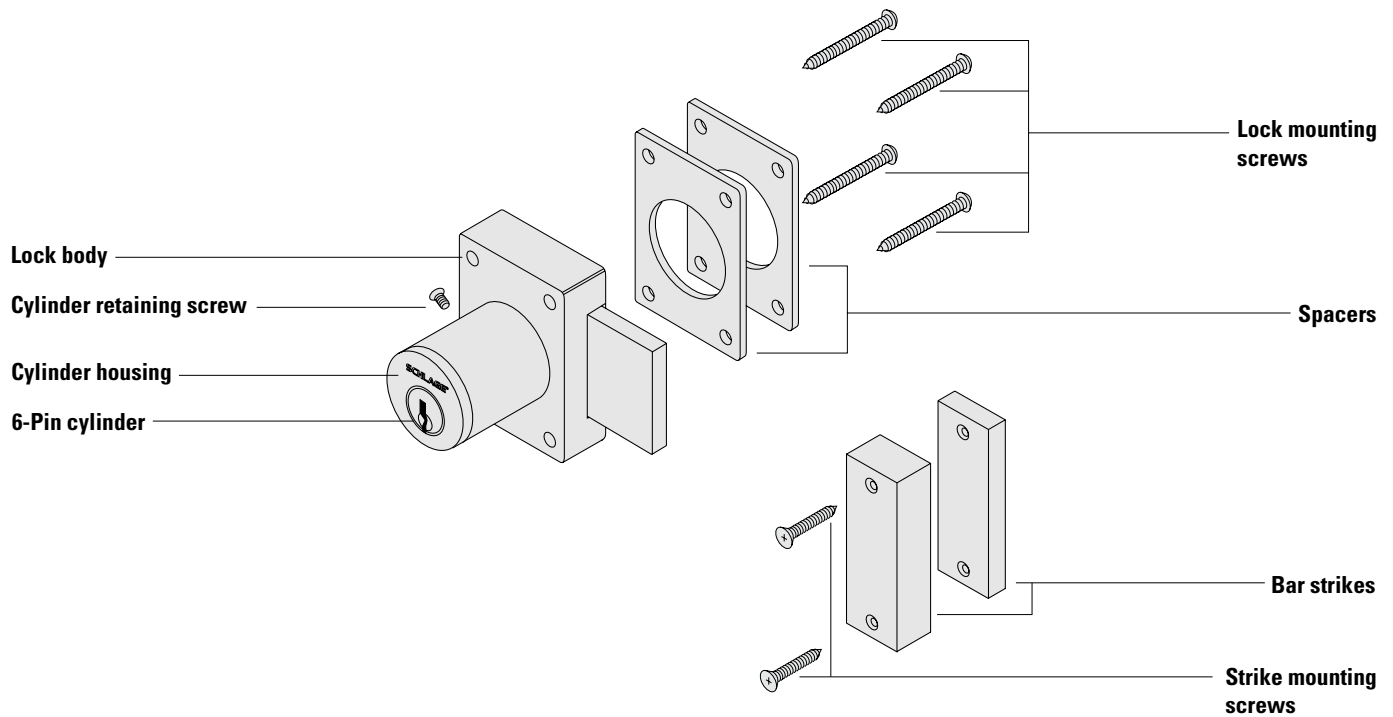
CYLINDER PARTS

CL SERIES

this page intentionally blank

CL SERIES

Cabinet locks



Common Pricing Information

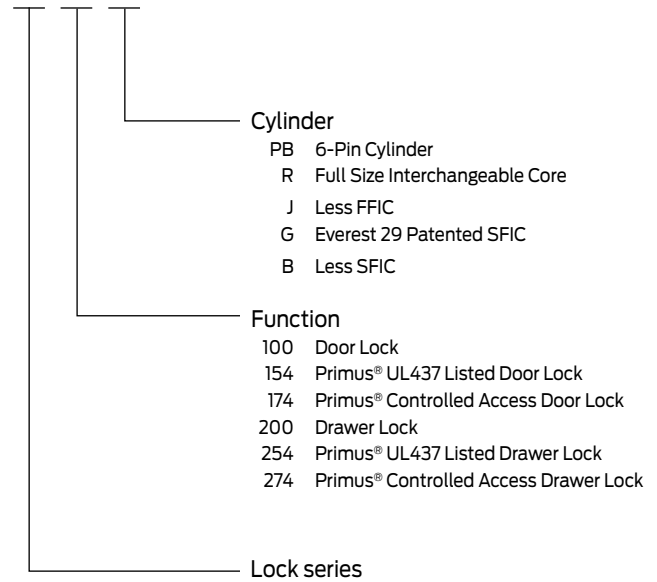
1.	Locks are furnished with standard features unless otherwise specified.
2.	Door thickness is 1-3/4" unless otherwise specified.
3.	Split finishes and designs will be priced at the highest list price of the design and/or finish.
4.	Engineering specials are denoted by a part number beginning with "X".
5.	⌘ denotes a lock or part that requires an extended lead time.
6.	✎ denotes a handed product and requires handing to be specified.
7.	For all restricted keyways (Everest D, Everest 29 T, Quad, Numbered, Reversed) add \$27.00 for lock less core, specify B suffix, example CL720B. This does not apply to Primus cylinders. See Terms and Conditions for ordering information and requirements.
8.	Locks, keys and cylinders containing restricted keyways require additional documentation to order. Please see Terms and Conditions for the specific requirements.
9.	Keyway must be specified for keyed functions and cylinders. If not specified, default keyway will be S123 for KA, KD and 0-bitted product and S145 for Factory managed masterkey systems.
10.	Multiple keying options are available. Locks and cylinders are furnished KD unless otherwise specified or excepted by notation.
11.	Control Keys for permanent and construction cores are not included with the lock or cylinder and must be ordered separately.
12.	Locks specified C keyway and KD will receive 6-pin cylinders keyed 5 pin with 5 pin keys. Locks specified 0-bitted will receive 6-pin cylinders with 6-pin keys.
13.	Full Size Interchangeable Cores (FSIC) are furnished 1-bitted unless otherwise specified. If 0-bitted is selected, the order will be entered as 1-bitted. This does not apply to FSIC Primus® cores.
14.	Standard pinned cylinders, Primus cylinders (conventional and FSIC) can be supplied 0-bitted. If 1-bitted is selected, the order will be entered as 0-bitted.
15.	Available plug face finishes are 606 and 626. For brass or bronze finish colors, the plug face finish is 606. For chrome, nickel or stainless steel finish colors, the plug face finish is 626.
16.	Locks and cylinders will be furnished with 2 keys each as standard. Additional keys will be charge at the additional cut keys charge appropriate for the cylinder/key type.

Contents

CL Series Overview.....	431
CL Series Complete lock.....	434
CL Series conventional.....	434
CL Series Full size	435
CL Series Small format	436
CL Series Options	437
CL Series Parts.....	438

Product identification

CL.100.PB



Finish codes and descriptions

BHMA code	Description
605 (US 3)	Bright Brass
626 (US 26D)	Satin Chrome Plated

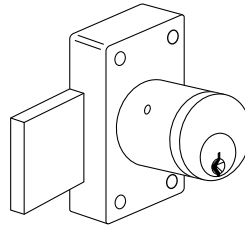
Standard Features

Certification	ANSI A156.11, 1996, Series 4000, Grade 2
Bar	CL100 Series 1" throw; CL200 Series 3/4" throw
Strike	1/2" Bar strike and 1/4" bar strike
Cylinder	6-Pin solid brass, keyed 6-pin, S123 keyway, keyed different (KD)
Door Range	Spacers and strikes will accommodate doors 7/8", 1", and 1-1/8" thick
Keys	Two nickel silver cut keys per lock, 6-pin, S123 section

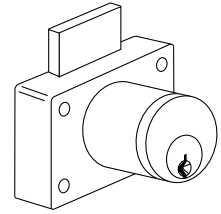


COMPLETE LOCKS

CL SERIES CONVENTIONAL



CL100PB



CL200PB

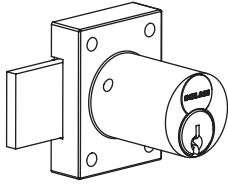
CL SERIES			
Function	Description	Finishes	
		605	
		626	
KEYED			
		Open	Restricted
CL100PB	Door cabinet lock, 6-pin cylinder, 1" bolt throw	\$200.00	\$227.00
CL200PB	Drawer cabinet lock, 6-pin cylinder, 3/4" bolt throw		

CL SERIES: PRIMUS XP/ PRIMUS CONTROLLED ACCESS			
Primus cylinders are offered for sale through specific channels of distribution based on security levels See Terms & Conditions for more information			
Function	Description	Finishes	
		605	
		626	
KEYED			
CL174PB	Door cabinet lock, 6-pin cylinder, 1" bolt throw	\$301.00	
CL174PB-XP	Door cabinet lock, 6-pin cylinder, 1" bolt throw		
CL274PB	Drawer cabinet lock, 6-pin cylinder, 3/4" bolt throw		
CL274PB-XP	Drawer cabinet lock, 6-pin cylinder, 3/4" bolt throw		

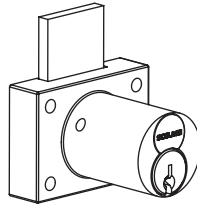
CL SERIES: PRIMUS XP/ PRIMUS HIGH SECURITY UL 437		
Primus cylinders are offered for sale through specific channels of distribution based on security levels. See Terms & Conditions for more information.		
Function	Description	Finishes
		605 626
KEYED		
CL154PB	Door cabinet lock, 6-pin cylinder, 1" bolt throw	\$364.00
CL154PB-XP	Door cabinet lock, 6-pin cylinder, 1" bolt throw	
CL254PB	Drawer cabinet lock, 6-pin cylinder, 3/4" bolt throw	
CL254PB-XP	Drawer cabinet lock, 6-pin cylinder, 3/4" bolt throw	
Notes:	Primus locks are furnished 0-bitted, with two 6-pin keys entered as a separate line item, unless otherwise specified.	

COMPLETE LOCKS

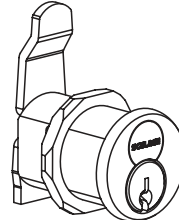
CL SERIES FULL SIZE



CL777R



CL888R



CL920R

CL SERIES: FULL-SIZE INTERCHANGEABLE CORE			
Function	Description	Finishes	
		605, 626	
KEYED			
		Open	Restricted
CL777R	Door cabinet lock, FSIC, 1" bolt throw	\$238.00	\$265.00
CL888R	Drawer cabinet lock, FSIC, 3/4" bolt throw		
CL920R	FSIC Cam Lock	\$189.00	\$216.00

CL SERIES: FULL-SIZE INTERCHANGEABLE CORE PRIMUS XP/ PRIMUS CONTROLLED ACCESS			
Function	Description	Finishes	
		605, 626	
KEYED			
CL774R	Door cabinet lock, FSIC, 1" bolt throw	\$339.00	
CL774R-XP	Door cabinet lock, FSIC, 1" bolt throw		
CL874R	Drawer cabinet lock, FSIC, 3/4" bolt throw		
CL874R-XP	Drawer cabinet lock, FSIC, 3/4" bolt throw		
CL974R	FSIC Cam Lock	\$290.00	
CL974R-XP	FSIC Cam Lock		

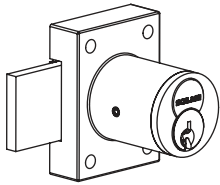
CL SERIES: FULL SIZE INTERCHANGEABLE CORE RATCHET LOCK			
Function	Description	Finishes	
		605, 626	
KEYED			
CL929R	Ratchet Lock, FSIC	Open	Restricted
		\$245.00	\$272.00

FULL SIZE INTERCHANGEABLE CORE OPTION		
Description	Specify	Price
Full Size Construction Core *	T suffix Example:	\$0.00
Less Full Size Core	J suffix Example:	Deduct \$30.00 from lock price

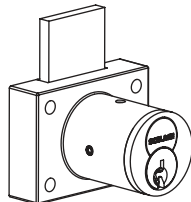
*Locks are assessed a non-refundable handling charge (50-231) per core. See [Construction Keys & Keying](#).

COMPLETE LOCKS

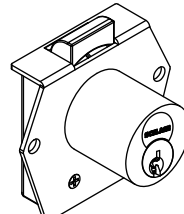
CL SERIES SMALL FORMAT



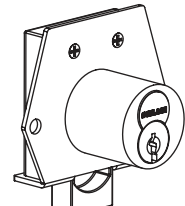
CL771G



CL721G



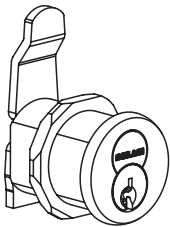
CL725G



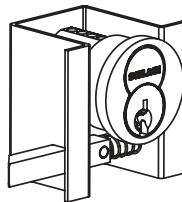
CL775G

CL SERIES: EVEREST RESTRICTED SMALL FORMAT INTERCHANGEABLE CORE

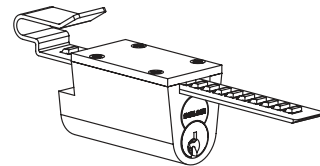
Function	Description	Finishes
		626
KEYED		
		Open
CL721G	Door cabinet lock, SFIC, 1" bolt throw	\$211.00
CL771G	Drawer cabinet lock, SFIC, 3/4" bolt throw	
CL725G	Everest Patented SFIC Rim Latch Lock	
CL775G	Everest Patented SFIC Rim Deadbolt Lock	



CL720G



CL728G



CL729G


CL SERIES: EVEREST RESTRICTED SMALL FORMAT INTERCHANGEABLE CORE

Function	Description	Finishes
		626
KEYED		
		Open
CL720G	Everest Patented SFIC Cam Lock	\$189.00
CL728G	Everest Patented SFIC Mail Box Lock	\$156.00
CL729G	Everest Patented SFIC Ratchet Lock	\$245.00
Notes:	For small format construction core, specify suffix HD. Example: B560HD. Available at no additional charge. Locks are assessed one non-refundable handling charge (50-231) per core. See Construction Keys & Keying for details.	
	Please refer to Everest small format interchangeable core key control policies, under the Terms & Condition Section.	


Note: For lock less core, specify B suffix, example CL720B

COMPLETE LOCKS

CL SERIES OPTIONS



CL10-355



CL10-354

STRIKES

Description	Specify	Add to Lock Price
Bar strike, 3/4" x 1-31/32" x 1/2", standard	CL10-355	N/C
Bar strike, 3/4" x 1-31/32" x 1/4", standard	CL10-354	

NON-STANDARD DOOR THICKNESS

Description	Specify	Add to Lock Price
Lock for 1-3/8" door	1-3/8" door thickness - for CL door and drawer locks	\$4.30

SPECIAL LOCKS

Extended Factory Lead Time

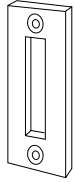
Function	Description	Price each
XB03-232	Cabinet Lock for doors 1/8" to 3/4" thick	\$818.00
XB03-232P	Primus Cabinet Lock for doors 1/8" to 3/4" thick	\$818.00
XB06-530	Cabinet Lock for doors over 7/8" to 2" thick	\$985.00
XB06-530P	Primus Cabinet Lock for doors over 7/8" to 2" thick	\$985.00
Notes:	For slotted strike (CL10-352), see CL Parts: Strikes on page 438.	
	Locking provided by swinging cam. Attached to door with hex nut.	
	If you are unable to find your required hardware solution in this price book, please refer to our Custom Special Product Process on page 6.	
	Specify door hand and door thickness.	

PARTS




36-031

TRIM COLLARS			
Part #	Finish	Description	Price each
36-031	•	1 3/16" diameter x 5/8" depth	\$15.40



CL10-352



CL10-354



CL10-355

STRIKES		
Part #	Description	Price each
CL10-352	Slotted strike	\$4.10
CL10-354	Bar strike, 3/4" x 1-31/32" x 1/4", standard	
CL10-355	Bar strike, 3/4" x 1-31/32" x 1/2", standard	

ADAPTERS		
Part #	Description	Price each
CL10-350	Spacer	\$4.10

SCREWS		
Part #	Description	Price each
CL10-301	Retaining screw	\$0.66

DRIVERS AND ACCESSORIES FOR CL100/200/ 725/721/ 777/888 SERIES		
Part #	Description	Price each
CL10-360	Universal Driver bar for CL100/ 200	\$3.80
CL10-361	Driver bar for CL100/ 200PB	\$3.80
CL10-362	Driver bar for CL100/ 200PB 1-3/8" long	\$3.80
CL7788-PA-D	Actuator for FSIC CL locks	\$3.20
CL725-1	Spacer for 6 pins SFIC	\$3.00
CL-ETS1	External trim plate spacer	\$4.00
CLTR78	Trim rings 626 or 605	\$4.20

CL-720G CAM		
Part #	Description	Price each
CL720-3-1	CL720 short cam inverted hand	\$4.10
CL720-3-2	CL720 long inbent cam, vertical hand	\$4.10
CL720-3-3	CL720 long offset cam, inverted hand	\$4.00
CL720-3-4	CL720 long straight cam, vertical hand	\$4.30
CL720-3-5	CL720 long shall offset cam, inverted hand 2.40	\$3.00
CL775-SP	Strike pack for CL775 (Latch lock)	\$4.10
CL725-SP	Strike pack for CL725 (Deadbolt lock)	\$4.00

CL729-RATCHET LOCKS ACCESSORIES		
Part #	Description	Price each
CL729S-2	Optional strap for 3/8" material thickness	\$13.00
CL729S-3	Optional strap for 5/8" material thickness	\$18.50

CL720/920 TRIM COLLARS		
Part #	Description	Price each
TR201	Trim collar for CL720/ 920, 1/8" (626,605)	\$4.10
TR202	Trim collar for CL720/ 920, 1/4" (626,605)	\$7.00
TR203	Trim collar for CL720/ 920, 3/8" (626,605)	\$7.50
TR200A	Trim collar package for CL720/ 920, includes all three	\$20.60




TOOLS AND KITS
Keying tools and kits

CYLINDRICAL
DEADBOLTS
MORTISE
MULTIPOINT
INTERCONNECT
TUBULAR
SPECIALTY
PORTABLE
CYLINDERS/KEYS
TOOLS/KITS
MERCHANDISING
FORMS

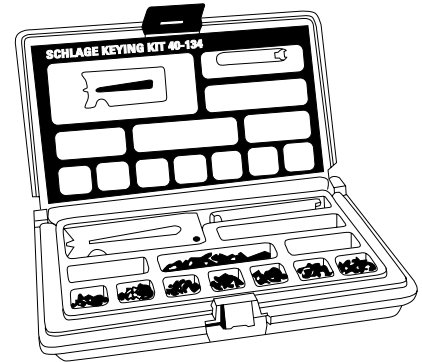
PINNING KITS



40-119



40-133

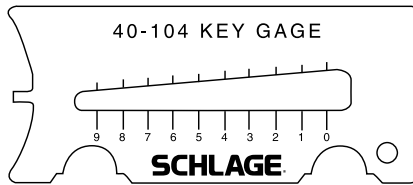


40-134

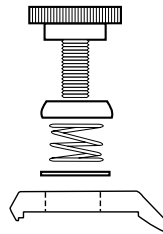
FULL SIZE PIN KITS					
Part #	Description	Contents			Price each
40-070	Primus pin kit (RP pins not included, purchase separately)	Finger pins	Sidebar springs		\$468.00
		Finger pin springs	Sidebar	Plug holder	
40-119	Pin kit, seal-tight metal box	Bottom pins	Retainer cap pins	Cylinder Cap Removal Tool	\$596.00
		Master pins	Retainer cap pin springs		
		Top pins	Shim stock		
		Pin springs	Tweezers		
		Retainer caps	Follower bar		
40-132	Retail Keying Kit, seal-tight metal box	Bottom pins	B-Series cylinder bars	T-Pin Spring	\$325.00
		Top pins	Key gage	T-Pin	
		Pin springs	Follower bar	Removable Cap	
		Cylinder caps	Cap-removal tool		
		Cap spring and pins	Retaining Rings		
40-133	Home Secure™ Pin kit	Bottom pins	Tweezers	Construction balls	\$559.00
		Top pins	Retaining rings	Retainer cap pins	
		Master pins	Retainer caps	T-Pin Spring	
		Follower bar	Retainer cap pin springs	T-Pin	
		Removal tool	B-Series cylinder bars	Removable Cap	
		Key gage	B-Series drivers		
		Cylinder springs	Shim stock		
40-134	Pin kit, snap-tight plastic box	Bottom pins	Key gage	Removable Cap	\$162.00
		Top pins	Follower bar		
		Pin springs	T-Pins Spring		
		Retainer cap pins	T-Pin		

Note: 1) For replacement pins and springs, see Cylinders.

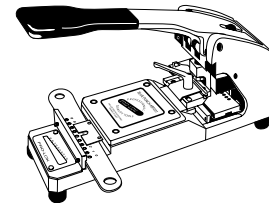
KEY & CYLINDER TOOLS



40-104



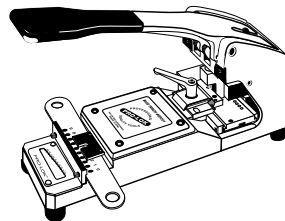
40-074




40-075



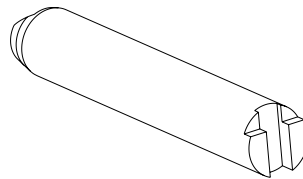
M204-200



40-099


M540-000
Aluminum follower and
Master Pin Remover


M540-056



M540-051

FULL SIZE KEYING TOOLS

Part #	Description	Price each
40-293	Primus® plug holder (previously 40-066)	\$180.00
40-074*	Everest vise jaw upgrade kit	\$129.00
40-075**	Key biting punch for Everest C Family, Everest 29 S and Obverse keyway families	\$4,347.00
40-104	Key gage (All Schlage keys except SFIC)	\$20.30
40-099	Key biting punch for Everest D and Everest 29 T Families	\$5,211.00
M204-168	Lubriplate	\$12.90
M204-200	Tweezers	\$55.80
M204-201	Shim (pack of 25)	\$43.70
M540-051	Follower	\$4.50
M540-056	Cylinder cap removal tool	\$79.00
M540-000	Aluminum Follower and Master Pin Remover	\$81.80
M504-548	Follower for Modular Cylinder	\$26.90
40-225	Everest 29 Shim (Order in packs of 10)	\$0.80

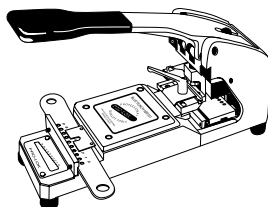
* Adds Everest C and Everest 29 S Family capability to Blue Punch key machines (designed for Obverse keys) with serial numbers below 990358, manufactured before July 1999.

** For all Standard and Primus keys with Obverse, Everest C and Everest 29 S Family sections only.

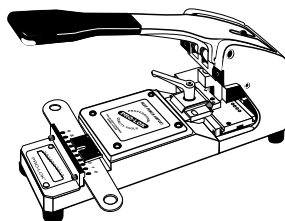
KEY & CYLINDER TOOLS

SMALL FORMAT INTERCHANGEABLE CORE PIN KITS				
Part #	Description	Contents		Price each
40-129	A2 System pin kit	Blocking pin springs Blocking pins Bottom pins Caps Master/build-up/top pins Tumbler spring	Plug retainers Capping block Capping tool Ejector tool Key gage Tweezers	\$1,002.00

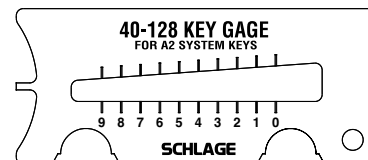
Note: 1) For pin kit refills, see Cylinders.



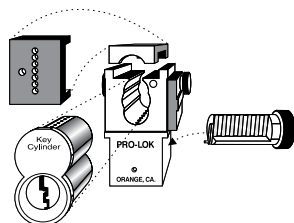
40-071
Everest B and Everest 29 R Family Key
Bitting Punch



40-181
Falcon/Best® SFIC Key Bitting Punch



40-128
SFIC Key Gage



40-171
IC Decode, Dump Tool



40-172
Ejector Pin



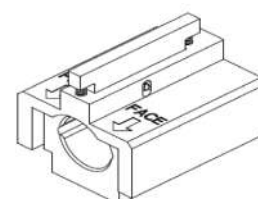
40-173
Staking Tool

SMALL FORMAT INTERCHANGEABLE CORE SERVICE EQUIPMENT		
Part #	Description	Price each
40-071*	Key bitting punch, Everest B and Everest 29 R Family keys only	\$5,470.00
40-128	Key gage, A2 system	\$24.70
40-181	Key bitting punch, Falcon/Best®	\$5,151.00
40-171	IC decode, rekey, dump tool	\$369.00
40-172	Ejector Tool	\$69.60
40-173	Staking Tool	\$69.60

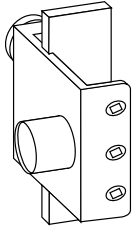
* For service of this key machine, contact:
Pro-Lok
655 North Hariton St.
Orange, CA 92668
(714) 633-0681
FAX (714) 633-0471

SL CYLINDER 7 PIN A2 PINNING KIT			
Part #	Description	Contents	Price each
40-247	SL A2 Pin Kit	L Pins, Single Cut (25 each) L Pins, Master pins (25 each) L Pin Springs Locking Side Bar Locking Side Bar Springs SL Plug Clip SL Plug Cover SL End Cap SL End Cap Pin SL End Cap Pin Spring Everest SFIC Check Pin Everest SFIC Check Pin Spring A2 Key System Key Gauge Plug Holder Crimp Tool Tweezers	\$869.00

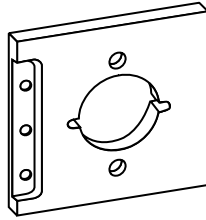
SL CYLINDER PLUG HOLDER AND CRIMPTOOL		
Part #	Description	Price each
40-296	SL Plug Holder Crimp Tool	\$127.00



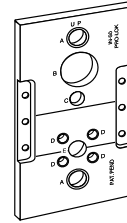
INSTALLATION



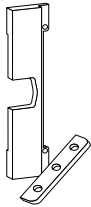
40-286
Universal Clamp



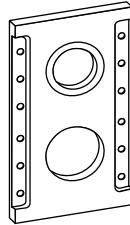
40-226
AL & ND Template



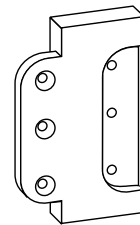
40-227
L-Series Template (front side)



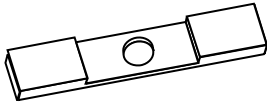
40-152
1-3/8" Thick Door Adapter
x 2-3/8" Backset



40-228
H-Series Template



40-153
5" Backset Adapter

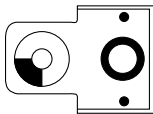


40-158
Mortise Pocket Filler (edge)

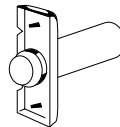


40-026
1-1/2" Bushing (old style)

STRIKE MARKING CHISELS

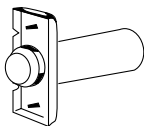


40-029

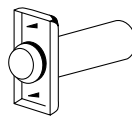


40-030

LATCH MARKING CHISELS



40-031
1" Front



40-032
1-1/8" Front

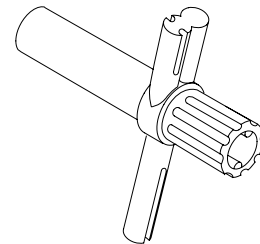
INSTALLATION

INSTALLATION TOOLS		
Part #	Description	Price each
40-026	Bushing, 1-1/2", for 40-012 jig	\$71.00
40-029	Strike marking chisel - full lip strikes	\$113.00
40-030	Strike marking chisel - 1-1/8" x 2-3/4"	\$125.00
40-031	Latch marking chisel - 1" x 2-1/4"	\$108.00
40-032	Latch marking chisel - 1-1/8" x 2-1/4"	\$108.00
40-049	Tool box, for 40-006 kit	\$397.00
40-112	Circular strike bit for machine equipment	\$1,231.00
40-152	Backset Adapter for 1-3/8" doors and/or 2-3/8" Backset	\$318.00
40-153	Backset Adapter for 5" Backset	\$227.00
40-158	L-Series mortise pocket filler (edge)	\$239.00
40-035	Strike locator - 7/8"	\$72.90
40-015	7/8" Boring bit	\$272.00
40-179	Strike locator - 1"	\$73.20
40-175	1" Boring bit	\$140.00
40-176	2-1/8" Multi-spur bit	\$354.00
40-177	1-1/2" Multi-spur bit	\$307.00
24002693	ND & L Lever removal tool	\$32.30
24341471	ND & L Lever removal tool - 20 pack	\$645.00
M204-198	Boring jig - ND and AL series locks	\$21.00
M504-271	Tool to remove AL and D-Series levers	\$2.30
M504-306	Circular faceplate wrench	\$3.60
021415	Spanner wrench, D-Series Knobs and L-Series	\$5.80
M504-347	Socket screw key, for 40-012 jig	\$4.80
M504-413	Installation tool, interchangeable core	\$24.60
N523-108	Tool to remove AL and D-Series levers	\$2.50
40-226	Door prep installation template - ALX, ND, NDE series	\$453.00
40-227	Door prep installation template - L series	\$621.00
40-228	Door prep installation template - H series	\$549.00
47278471	Door prep installation template for L Lock HSLR Trim	\$621.00
40-286	Universal Clamp	\$637.00

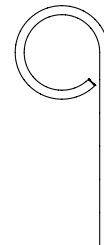
TORX® TOOLS		
Part #	Description	Price each
M504-424	Tool T-8	\$57.20
M504-425	Tool T-15	\$55.30
M504-426	Tool T-20	
M504-427	Tool T-30	
M504-428	Tool T-10	



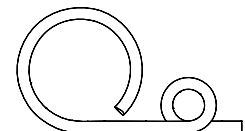
021415



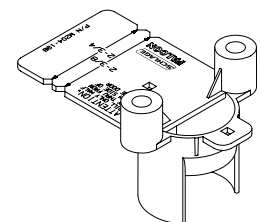
M504-413



M504-271



N523-108



M204-198

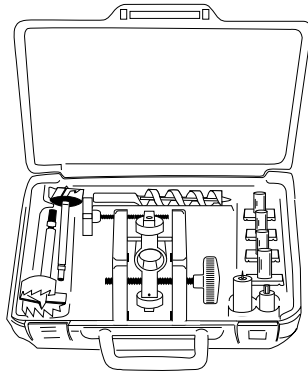


HOME SECURE RCK ACCESSORIES		
Part #	Description	Price each
P513-023	Home Secure Owner Key Envelopes	\$0.56
34-401	Home Secure Replacement Construction Balls (pack of 1,000 construction balls)	\$42.80

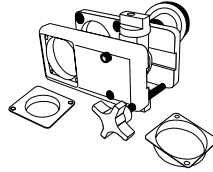
MAINTENANCE KITS (REPLACEMENT PARTS ASSORTMENTS)		
Part #	Description	Price each
40-054	L-Series maintenance kit	\$1,327.00
40-097	ND-Series lever maintenance kit	\$886.00
40-223	Modular Cylinder Service Kit	\$1,427.00

FUNCTION CONVERSION KITS (COMPONENTS TO SUPPORT FIELD ISSUES)		
Part #	Description	Price each
47444321	ALX Function Conversion Kit	\$310.00


INSTALLATION



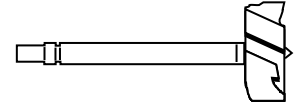
40-147
Complete Installation Kit



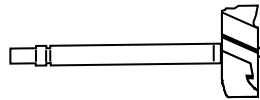
40-148
Installation JIG



M504-497
Case Only



40-176
2 1/8" Multi Spur Bit



40-177
1-1/2" Multi Spur Kit



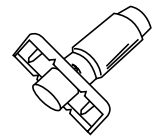
40-175 1" Bit
40-015 7/8" Bit



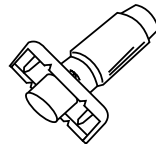
40-179
1" Strike Locator
40-035
7/8" Strike Locator



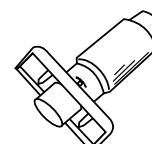
40-029
Full Lip Strike Chisel



40-030
1-1/8" x 2-3/4"
Strike Chisel



40-031
1" x 2-1/4" Latch Chisel



40-032
1-1/8" x 2-1/4"
Latch Chisel

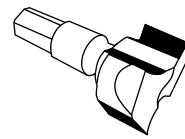

INSTALLATION KITS

Part #	Description	Contents		Price each
40-147	Installation Kit for Locksets & Deadbolts Kit includes JIG, Case, (2) Multi-spur bits, (4) latch/strike chisels, (2) Bushing Plates, 1" Auger bit & strike locator	40-148 M504-497 40-176 40-177 40-030	40-175 40-179 40-029 40-031 40-032	\$3,347.00
M504-497	Case Only	—		\$297.00
40-148	Installation JIG only	—		\$2,534.00

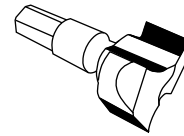
Notes: 1) For F-Series installation, 40-015 and 40-035 is required.
2) For 40-147, doors requiring thru-bolt holes and/or 7/8" edge bores, bits sold separately.

INSTALLATION

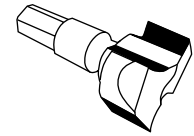
40-160
Mortise Lock JIG



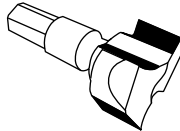
40-161
5/8" Wood Cutter Bit



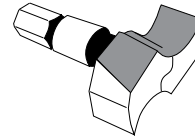
40-162
11/16" Wood Cutter Bit



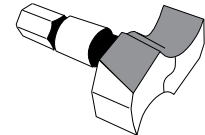
40-163
3/4" Wood Cutter Bit



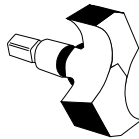
40-164
13/16" Wood Cutter Bit



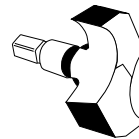
40-165
7/8" Wood Cutter Bit



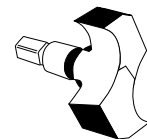
40-166
15/16" Wood Cutter Bit



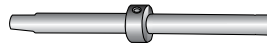
40-167
1" Wood Cutter Bit



40-168
1-1/16" Wood Cutter Bit



40-169
1-1/4" Wood Cutter Bit



40-170
Long Boring Shaft

INSTALLATION KITS

Part #	Description	Contents		Price each
40-160	Installation kit for mortise lock Kit includes: Jig, Case (3 wood cutter bits and long boring shaft)	40-160 40-165 40-167	40-169 40-170	\$1,832.00

INSTALLATION TOOLS

Part #	Description	Price each
40-161	5/8" Woodcutter Bit	\$173.00
40-162	11/16" Woodcutter Bit	\$173.00
40-163	3/4" Woodcutter Bit	\$173.00
40-164	13/16" Woodcutter Bit	\$173.00
40-165	7/8" Woodcutter Bit	\$188.00
40-166	15/16" Woodcutter Bit	\$188.00
40-167	1" Woodcutter Bit	\$188.00
40-168	1-1/16" Woodcutter Bit	\$188.00
40-169	1-1/4" Woodcutter Bit	\$229.00
40-170	Long boring shaft for locks up to 6"	\$359.00



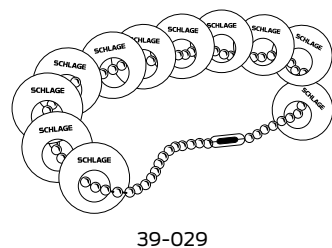
this page intentionally blank

MERCHANDISING AIDS

SCHLAGE COMMERCIAL WHITE WOOD MOUNTS					
47284858	47284871	47284872	47284862	47284867	47286238

DISPLAY MOUNTS							
Part #	Description	Dimension (inches)					List Price
		Backset	Bore	Faceplate Width	Total Height	Width at Base	
47284858	Mortise Mount	2-3/4"	-	1-1/4"	19-7/8"	8"	\$214.00
47284871	Deadbolt, Knob, & Keypad Mount	2-3/8"	2-1/8"	1"	19-7/8"	8"	\$214.00
47284872	Cylindrical Mount	2-3/4"	2-1/8"	1-1/8"	19-7/8"	8"	\$214.00
47284862	4-inch Interconnect Mount	2-3/8"	2-1/8"	1"	19-7/8"	8"	\$214.00
47284867	5.5-inch Interconnect Mount	2-3/8"	2-1/8"	1"	19-7/8"	8"	\$214.00
44-115	Clear Plastic Mount Ring	-	-	-	-	-	\$57.70
47286238	Mount Carton Carrying Strap	-	-	-	-	-	\$26.70

Note: 1) Price does not include lock.
2) L400-Series mounts are not available.



39-029

FINISH SELECTOR KIT		
Part #	Description	Price each
39-029	Finish selector kit Finishes: 505, 605, 606, 609, 612, 613, 619, 620, 622, 625, 626, 629, 630, 716, 643e	\$51.30

PLASTIC LOCK CASE COVER FOR L9000 MORTISE		
Part #	Description	Price each
39-042	Plastic lock case cover (for display), L-Series	\$131.00

FULL SIZE CYLINDER SALE KIT		
Part #	Description	Price each
47492315	Contents: Conventional and FSIC cylinders, Classic keyways with Primus RP upgrade, Everest 29 upgrade (with and without Primus). Mortise and Rim modular cylinder components	\$881.00



Commercial Master Keyed Orders

MASTER KEYED ORDERS		LEAD TIMES	
Schlage Forms (MS-I200, MS-I100, MS-I150) Non-Schlage Forms	<div>Factory Lead Time</div>	<div>Additional 5 Working Days Minimum</div>	
	<div>Extended Lead Time</div>		

In an effort to expedite the process of managing our growing volume of Master Keyed order requests, Master Keyed orders submitted in the following choice of formats will receive factory lead times based on the following criteria:

- Orders submitted on the Key System Summary form (MS-I200) and the Master Keyed Order forms (MS-I100 and MS-I150)

OR

- Orders submitted on the Key System Summary form (MS-I200) and your purchase order with information specified in the following sequence:

Qty	Product	Design	Finish	Hand	Latch	Strike	Add'l Details
Door Detail Information				DHI Key Symbol			

Lead times for Master Keyed orders in any other format will be extended at least 5 additional working days. In all cases, allow additional lead time for clarifications and complex keying requirements. The Master Keyed order forms are located in the Forms section of the price book. For your convenience you can download the Master Keyed order forms from our web site at allegion.com/us

Residential Keying

Residential Master Key (RMK): RMK is a single key that will grant access to all opening with in the facility (i.e. master key). Additionally, each tenant would need to be provided with a key that will grant them access to their apartment only. The same keying situation would exist in any form of a multi family housing complex.

Residential Construction Keying (RCK): RCK (also referred to as loss ball) by design allows the use of a temporary master key during the construction phase of a project. At the end of the construction phase, the use of the homeowner key will trigger the lost ball construction device, thus eliminating the temporary master key used during construction.

PRIMUS AND EVEREST 29 PRIMUS ORDERING CHECKLIST

TO FACILITATE ORDER ENTRY FOR KEYS, CYLINDERS, AND CARDS

IMPORTANT NOTES

To expedite processing of all Primus orders, it is highly recommended that Primus products be ordered separately

For Level One Plus and 7, All Cylinder Orders Will Be Supplied LESS KEYBLANKS Unless Otherwise Specified

For All Other Levels, All Cylinder Orders Will Be Supplied WITH KEYBLANKS Unless Otherwise Specified

PRIMUS	EVEREST 29 PRIMUS
<u>FOR LEVEL ONE</u> <ul style="list-style-type: none"> ✓ The Distributor's Primus number <u>MUST</u> be provided ✓ The Sequence number <u>MUST</u> be provided <u>FOR LEVEL ONE PLUS</u> <ul style="list-style-type: none"> ✓ The Distributor's Primus number <u>MUST</u> be provided ✓ The Sequence number <u>MUST</u> be provided ✓ The Locksmith number <u>MUST</u> be provided <u>FOR LEVEL TWO</u> <ul style="list-style-type: none"> ✓ The Dealer's Primus number <u>MUST</u> be provided ✓ The Sequence number and/or Section <u>MUST</u> be Provided <u>FOR LEVELS THREE & FOUR</u> <ul style="list-style-type: none"> ✓ Orders Originating a System <u>MUST</u> include both an Original Facesheet and a Signature Card ✓ An Original Facesheet <u>MUST</u> accompany all succeeding orders ✓ The Primus number <u>MUST</u> be indicated on the Facesheet ✓ ALL fields on the Facesheet <u>MUST</u> be completed where applicable 	<u>FOR LEVEL SEVEN</u> <ul style="list-style-type: none"> ✓ The Distributor's Primus number <u>MUST</u> be provided ✓ The Locksmith's Facility code <u>MUST</u> be provided ✓ The Keyway <u>MUST</u> be provided <u>FOR LEVEL EIGHT</u> <ul style="list-style-type: none"> ✓ The Distributor's Primus number <u>MUST</u> be provided ✓ The Keyway <u>MUST</u> be provided <u>FOR LEVEL NINE</u> <ul style="list-style-type: none"> ✓ Orders Originating a System <u>MUST</u> include both an Original Facesheet and a Signature Card ✓ An Original Primus Facesheet <u>MUST</u> accompany all succeeding orders ✓ The Primus number <u>MUST</u> be indicated on the Facesheet ✓ ALL fields on the Facesheet <u>MUST</u> be completed where applicable

All Primus Orders & Supporting Documentation Should be Sent To:

Schlage
Attn: Primus Order Processing
3899 Hancock Expressway
Colorado Springs, CO 80911



Using Order Forms

We recommend using the order forms included with this price book when placing purchase orders for Schlage products. The following 14 pages of order forms are available for copying prior to placing your order. Bulk supplies of blank forms are also available upon request. Contact Customer Service to order bulk supplies of forms. Specify form number.

Sequential List of Order Forms

Description	Form Number	Rev Date	Total Pages	Available on allegion.com/us
Non-Master Keyed Order Form, First Page	MS-I250	3/14	1 page	•
Non-Master Keyed Order Form, Additional Page	MS-I300	3/14	1 page	•
Master Keyed Order Form, First Page	MS-II00	3/14	1 page	•
Master Keyed Order Form, Additional Page	MS-II50	3/14	1 page	•
Key System Summary	MS-I200	3/14	5 pages	•



This form must be attached to the
MASTER KEY SYSTEM SUMMARY FORM

[illegible]

[illegible]



MASTER KEY SYSTEM SUMMARY

This form must be attached to the
Master Key Order form and P.O.
Please provide as complete and accurate as
possible so we can provide what you need for
your Key System.

Job Name

Address
City / State

Country

Account
No.

P.O.#

For detailed instructions on how to complete this form please refer to pages 4 & 5

System Overview

☐ New

☐ Existing (provide info below)

☐ Attached Dealer Specified Combinations

Registry # _____

Structure or
Factory Order # _____

1. Select System

Schlage

☐ Classic

☐ Classic Primus *

Everest®

☐ B (Small Format IC, Restricted *)

☐ C (Open)

☐ Primus® *

☐ D (Restricted *)

☐ Primus® *

Everest 29™

☐ R (Small Format IC, Restricted *)

☐ S (Open)

☐ Primus® *

☐ T (Restricted *)

☐ Primus® *

Falcon

☐ Standard

☐ Schlage C

☐ Restricted *

☐ Interchangeable Core A2

☐ Interchangeable Core A4

Everest 29 key sections are backwards compatible to Everest
keyways and have the following relationships:

R family sections > B family keyways

S family sections > C family keyways

T family sections > D family keyways

Type

☐ 5-pin ☐ 6-pin ☐ 7-pin

See compatibility chart on page 5

Keyway _____

Specified **: _____

** = The Commercial Master Key Department makes the final
decision in the selection of key sections

Construction Keyed ☐ Yes ☐ No

Full Size Construction Cores ☐ ICA ☐ ICB ☐ ICC
(Schlage Only)

Small Format Construction Cores ☐ Brown ☐ Green

Construction Keyed Type

☐ Falcon ☐ CK (BOK) ☐ Lost Ball

☐ Schlage ☐ CK (Split) ☐ RCK (5-Pin C only)

2. Select Keys & Key Stamping

Change Keys

No. Of Keys per Symbol _____

No. Of Keys per Cylinder _____

Type

☐ Standard Bow

☐ Standard Bow
(Unembossed)

☐ Access Bow

☐ Large Bow

Key Stamp Details

☐ Keyset Symbol

☐ Do Not Duplicate
(DND)

☐ With Custom Die
(Specify) _____

☐ Non-standard Code (Specify) _____

Change Key Packaging and Shipping Instructions

Pack Keys Independently (PKI) of Lock or Cylinder ***

*** = *Furnished standard at no charge with
Split-Key construction keying*

☐ Yes ☐ No

If PKI, ship change keys to:

☐ Dealer

☐ Other _____

☐ See Primus Facesheet

3. Select Cylinder Stamping

Cylinder Stamp Details

☐ With Industry Standard Key Symbol

☐ Non-Standard Code (Specify)

Cylinder Stamping Location

☐ Plug Face (N/A in Primus) - VKC

☐ Concealed (N/A in Falcon STD) - CKC

4. Select Key Quantities			
Level	Qty. Per	Master Key Symbol (s)	Total Quantity
GGM _____	_____	_____	_____
GM _____	_____	_____	_____
MK or RMK _____	_____	_____	_____
Control _____	_____	_____	_____
Emergency _____	_____	_____	_____
Others _____	_____	_____	_____
Ship Master Keys To: <div style="display: flex; align-items: flex-start;"> <div style="margin-right: 20px;"> <input type="checkbox"/> Dealer <input type="checkbox"/> See Primus Facesheet <input type="checkbox"/> Other </div> <div style="flex-grow: 1;"> <div style="border-bottom: 1px solid black; width: 100%;"></div> <div style="border-bottom: 1px solid black; width: 100%;"></div> <div style="border-bottom: 1px solid black; width: 100%;"></div> </div> </div>			
Special Function	Qty. Per		Qty. Per
RCK (Lost Ball) ****	_____	Full Size Construction Core Keys (Schlage Only)	_____
CK (Split Key) ****	_____	Full Size Construction Core Control Keys (Schlage Only)	_____
Extractor Tools ****	_____	Small Format Construction Core Keys	_____
		Small Format Construction Core Control Keys	_____
**** = Use with Construction Keying			
5. Master Key Future Expansion			
List Future MK Symbols		Approx. # of Change Key Symbols Under Each Future MK	
Example: MK..... <input checked="" type="checkbox"/> BJ, BK _____ 40 each _____			
GGM <input type="checkbox"/>	_____	_____	_____
GM <input type="checkbox"/>	_____	_____	_____
MK <input type="checkbox"/>	_____	_____	_____
MK <input type="checkbox"/>	_____	_____	_____
MK <input type="checkbox"/>	_____	_____	_____
MK <input type="checkbox"/>	_____	_____	_____
Others <input type="checkbox"/>	_____	_____	_____
6. Operating Instructions			
<i>(Unless otherwise specified, all hierarchical master keys will operate cross-keyed cylinders)</i>			
<u>Cross Keyed Cylinder</u>	<u>is operated by these change keys</u>	<u>Cross Keyed Cylinder</u>	<u>is operated by these change keys</u>
X _____	_____	X _____	_____
X _____	_____	X _____	_____
X _____	_____	X _____	_____
X _____	_____	X _____	_____

7. Instructions and Compatibility

General Information

If you do not know the registry number (R#), structure number or the original factory order number for an existing system, contact Customer Service prior to placing the order:

Tel. 1-877-671-7011
Fax 1-800-452-0663

- Only one structure may be ordered on the same purchase order
- Classic refers to Obverse, Numbered (Paracentric), Quad, and Reverse key section families
- Classic Primus refers to Primus Obverse and Primus Quad key section families

Section 1: Select System

Full Size Construction Cores

- Schlage only

Small Format Construction Cores

- 7-pin only for Schlage
- 6- and 7-pin for Falcon

CK (Split)

- 6-pin for Schlage and Falcon
- Split key construction keying is not available for Classic Primus or Everest 29 Primus

RCK (Lost Ball)

- 5-pin (C keyway) only for Schlage
- 5-, 6-, and 7-pin for Falcon

System Selection

- Refer to the compatibility chart

Section 2: Select Keys and Key Stamping

Stamp Details

- Unless otherwise specified, industry standard key symbols are stamped on Everest 29™ and Primus® keys
- For custom die, attach RFQ approval for Schlage

Section 3: Select Cylinder Stamping

Type

- For cylinder type refer to the compatibility chart

Keyway (specify)

- Schlage Commercial's default key section for new Master Key Systems is Everest™ S145

Section 4: Key Quantities

Level

- Unless otherwise specified, the control key has the same cut as the highest-level key in the system (Except SFIC systems)

Special Function

- Construction keys are not furnished unless specified

Change Keys

- Unless otherwise specified 2 change keys are furnished per lock or cylinder

Section 5: Master Key Future Expansion

- Do not use the letters "I", "O", "CK", "KA, or "KD" for any master key symbols

Section 6: Operating Instructions

- Cross keying reduces the security and expansion of key systems
- Unless otherwise specified, all hierarchical master keys will operate cross-keyed cylinders

Compatibility Chart

	5 Pin	6 Pin	7 Pin	Split Key	Block O-Key	Lost Ball	Temp Core	A2	A4	0.025	0.018
Schlage											
Classic	X	X		X		X	X				
Everest 29 S		X		X			X				
Everest 29 T		X		X			X				
Everest 29 R			X				X	X			
Classic Primus (XP)		X					X				
Everest 29 Primus (XP)		X					X				
Falcon											
Open	X	X	X		X	X					X
Restricted		X	X		X	X				X	
Schlage C		X		X							
SFIC Open		X	X				X	X	X		
SFIC Restricted		X	X				X	X	X		



Restricted product

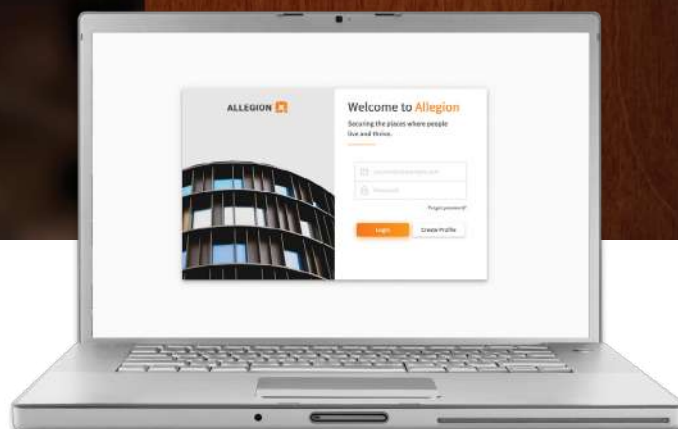
For Schlage® Primus and Everest key systems

At Schlage we take key control as seriously as you do. Visit our secure web portal that takes all the hassle out of ordering keys and cylinders for restricted key systems.

BENEFITS:

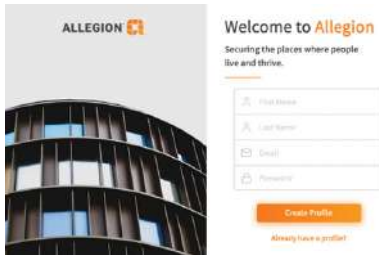
- Manage who can generate restricted product authorizations for your key system
- Get validations completed quicker, rather than waiting on them through the mail
- Ability to review order authorization history
- Eliminate the current paperwork intensive process
- All restricted product authorizations are securely generated by Schlage

Users can now manage all authorizations on **restrictedproduct.allegion.com**, a one stop shop for all validation orders.



How to register

1. Login to restrictedproduct.allegion.com
2. Fill in the user information that will be used to create your profile.

The image shows the Allegion registration page. On the left is a large image of a modern building. On the right, there's a 'Welcome to Allegion' message with a sub-header 'Securing the places where people live and thrive.' Below this is a registration form with fields for 'First Name', 'Last Name', 'Email', and 'Password'. There are 'Create Profile' and 'Already have a profile?' buttons.

3. Click "Create profile"
4. Company information should be for the parent organization of the restricted key system installed (i.e. County School Corporation versus County High School).
5. Login name will be your company/ corporate e-mail address.
6. Clicking submit will send your request for an account to Allegion for approval. You will receive an authentication e-mail that will require action. Check your e-mail inbox.

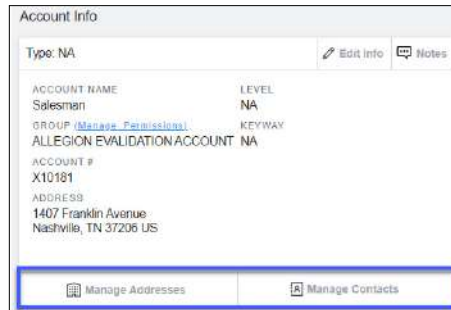
Review restricted product authorization history

Through your Restricted Product account you can review your history of Restricted Product Authorizations (RPA).

- RPA number
- Who created
- Ability to "Repeat" a previous RPA
- When created
- Addresses used

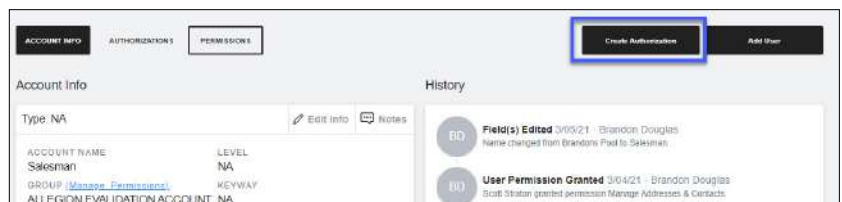
How to create a restricted product authorization

1. Login to restrictedproduct.allegion.com
2. Select the appropriate restricted product account if you have more than one account for your organization.

The image shows the 'Account Info' form. It has tabs for 'Type: NA', 'Edit Info', and 'Notes'. The form contains fields for 'ACCOUNT NAME' (Salesman), 'LEVEL' (NA), 'GROUP' (Manage Permissions), 'KEYWAY' (ALLEGION EVALUATION ACCOUNT NA), 'ACCOUNT #' (X10181), and 'ADDRESS' (1407 Franklin Avenue, Nashville, TN 37206 US). At the bottom, there are two buttons: 'Manage Addresses' and 'Manage Contacts'.

3. Use the Manage Address and Manage Contacts buttons under Account info to input to whom and where your restricted product will ship.

4. Select Create Authorization.

The image shows the 'Create Authorization' button highlighted with a blue box. The button is located in the top right corner of the 'Account Info' form. Below the button, there is a 'History' section showing a list of actions: 'Field(s) Edited 3/05/21 - Brandon Douglas' and 'User Permission Granted 3/04/21 - Brandon Douglas'.

5. Confirm addresses and contacts are correct. Select Create Authorization.

6. The authorization is now created and sent to the email address on file. It is also accessible from the Authorizations tab.

The image shows the 'Create Authorization' form. It has a section for 'Restricted products will be sent to the following addresses:' with a table of addresses. The table has columns for 'RESTRICTED LOCKS, CYLINDERS & CORES?', 'CUT KEY?', 'ALLEGION CAMEL', 'ATTN: Brandon Douglas', '1407 FRANKLIN AVENUE', 'NASHVILLE, TN 37206 US', and 'CAMEL, IN 46032'. There are checkboxes for each row. Below the table, there is a 'NOTES' section and a 'CREATE AUTHORIZATION' button.The image shows the 'Authorizations' tab. It has a table with columns: 'AUTHORIZATION #', 'CREATED BY', 'DATE CREATED', and 'NOTES'. The table contains two rows of data. The first row has '2006211018101', 'Brandon Douglas', '3/05/2021', and 'NOTES'. The second row has '2006211018102', 'Brandon Douglas', '3/05/2021', and 'NOTES'. There are 'Create Authorization' and 'Add User' buttons at the top right.

Account and contact maintenance

Through your Restricted Product account you can simultaneously manage all account and contact information.



Allegion's collaboration
platform for the life-cycle
of the opening

Capture, maintain,
and collaborate on
door hardware
requirements for BIM
and non-BIM projects.

Track and review
changes to openings and
hardware selections.

Select an opening
and view the plans,
hardware sets, and
product information.

© 2021 Allegion 013845

Making doors the easiest part of the building

Allegion's Overtur™ is the digital environment connecting
all building phases in opening design, construction and
ongoing management.

**Learn more at discover-overtur.allegion.com or contact
your Regional Sales Office.**

KRYPTONITE ■ LCN ■  ■ STEELCRAFT ■ VON DUPRIN



About Allegion

Allegion (NYSE: ALLE) is a global pioneer in seamless access. We keep people and their assets safe, wherever they are, bringing together simple solutions, convenient access and advanced technology.

For more, visit www.allegion.com

KRYPTONITE ■ LCN ■  ■ STEELCRAFT ■ VON DUPRIN