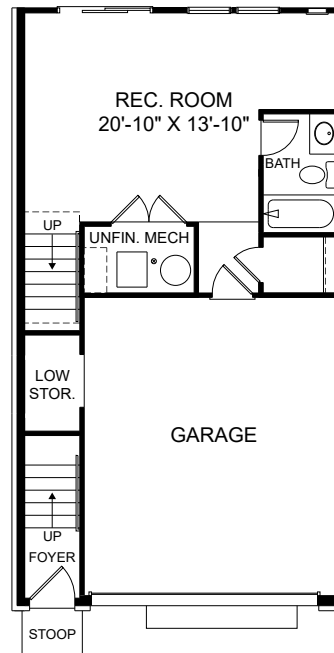


Mill Branch Crossing

Louisa

STANLEY MARTIN



©Stanley Martin Homes | Plans not to scale. Plans and elevations are representational in nature and may vary from final construction plans. Some plans may show upgrades that are not included in the base price of the home. Specifications and features are approximate and subject to change at any time without notice. See a Neighborhood Sales Manager for more information.

Lower Level

www.StanleyMartin.com

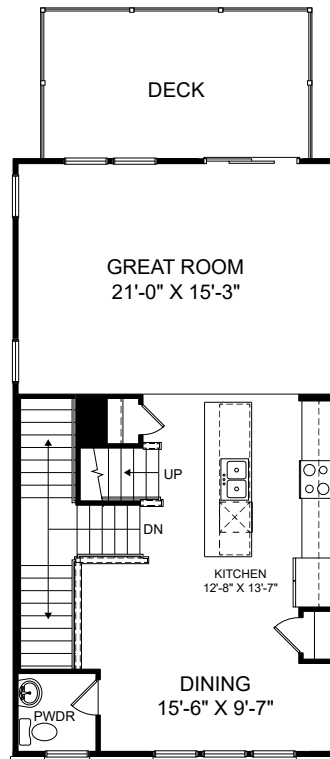


Renderings are artist's concept only and elevation illustrations may include optional features. It is recommended that the architectural blueprints be reviewed for clarification of features. Window sizes, window locations and room sizes vary per elevation and all dimensions are approximate. In our continued effort of design enhancement, actual product and specifications may vary in dimension or detail from these drawings and are subject to change without notice. Standard features and available options vary by community and some features may not be available on all homesites. Please consult our Sales Manager for more detailed specifications. ©2017 Stanley Martin Homes

Mill Branch Crossing

Louisa

STANLEY MARTIN



©Stanley Martin Homes | Plans not to scale. Plans and elevations are representational in nature and may vary from final construction plans. Some plans may show upgrades that are not included in the base price of the home. Specifications and features are approximate and subject to change at any time without notice. See a Neighborhood Sales Manager for more information.

Main Level

www.StanleyMartin.com

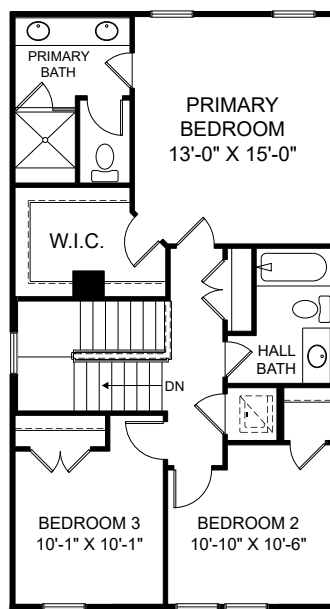


Renderings are artist's concept only and elevation illustrations may include optional features. It is recommended that the architectural blueprints be reviewed for clarification of features. Window sizes, window locations and room sizes vary per elevation and all dimensions are approximate. In our continued effort of design enhancement, actual product and specifications may vary in dimension or detail from these drawings and are subject to change without notice. Standard features and available options vary by community and some features may not be available on all homesites. Please consult our Sales Manager for more detailed specifications. ©2017 Stanley Martin Homes

Mill Branch Crossing

Louisa

STANLEY MARTIN



©Stanley Martin Homes | Plans not to scale. Plans and elevations are representational in nature and may vary from final construction plans. Some plans may show upgrades that are not included in the base price of the home. Specifications and features are approximate and subject to change at any time without notice. See a Neighborhood Sales Manager for more information.

Upper Level

www.StanleyMartin.com



Renderings are artist's concept only and elevation illustrations may include optional features. It is recommended that the architectural blueprints be reviewed for clarification of features. Window sizes, window locations and room sizes vary per elevation and all dimensions are approximate. In our continued effort of design enhancement, actual product and specifications may vary in dimension or detail from these drawings and are subject to change without notice. Standard features and available options vary by community and some features may not be available on all homesites. Please consult our Sales Manager for more detailed specifications. ©2017 Stanley Martin Homes