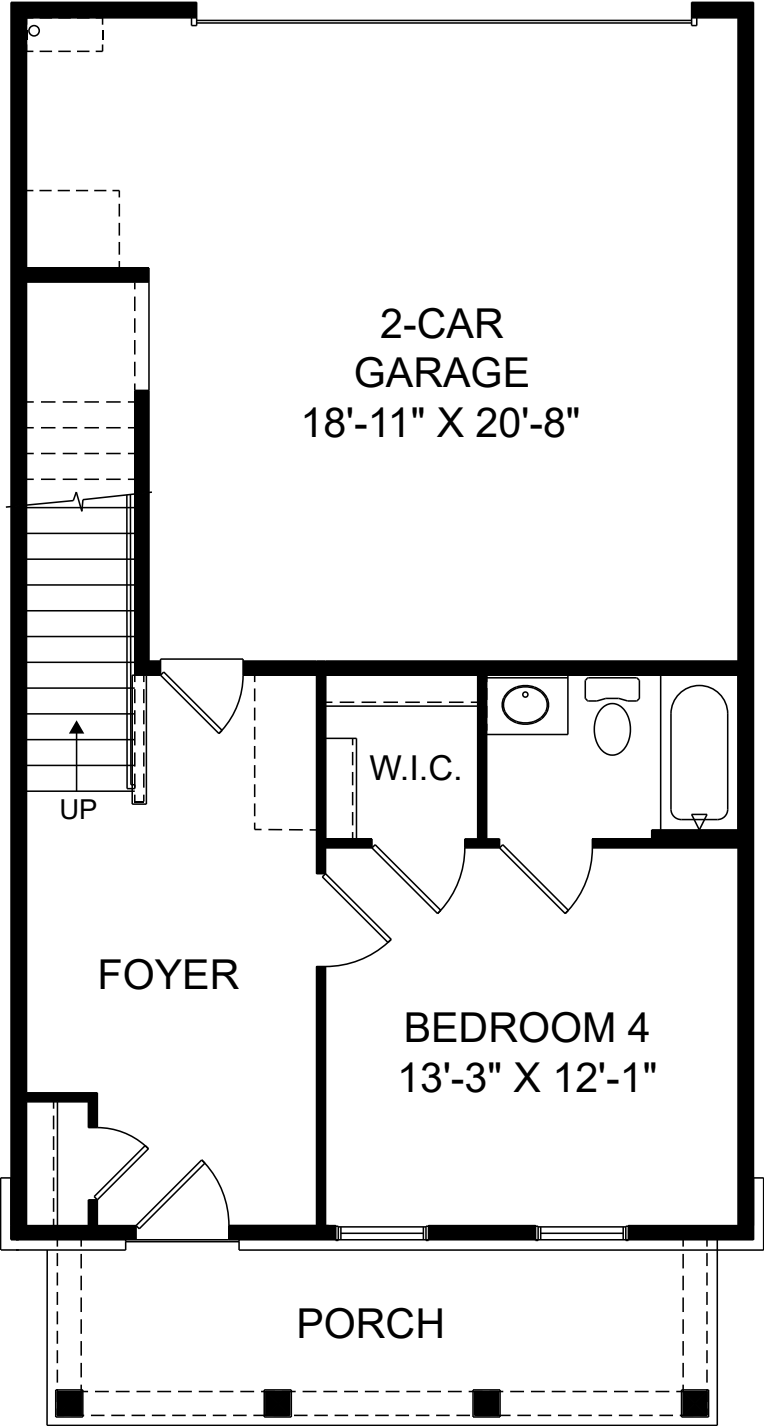


Westside Bend at Proctor Creek

Melisse



Lower Level

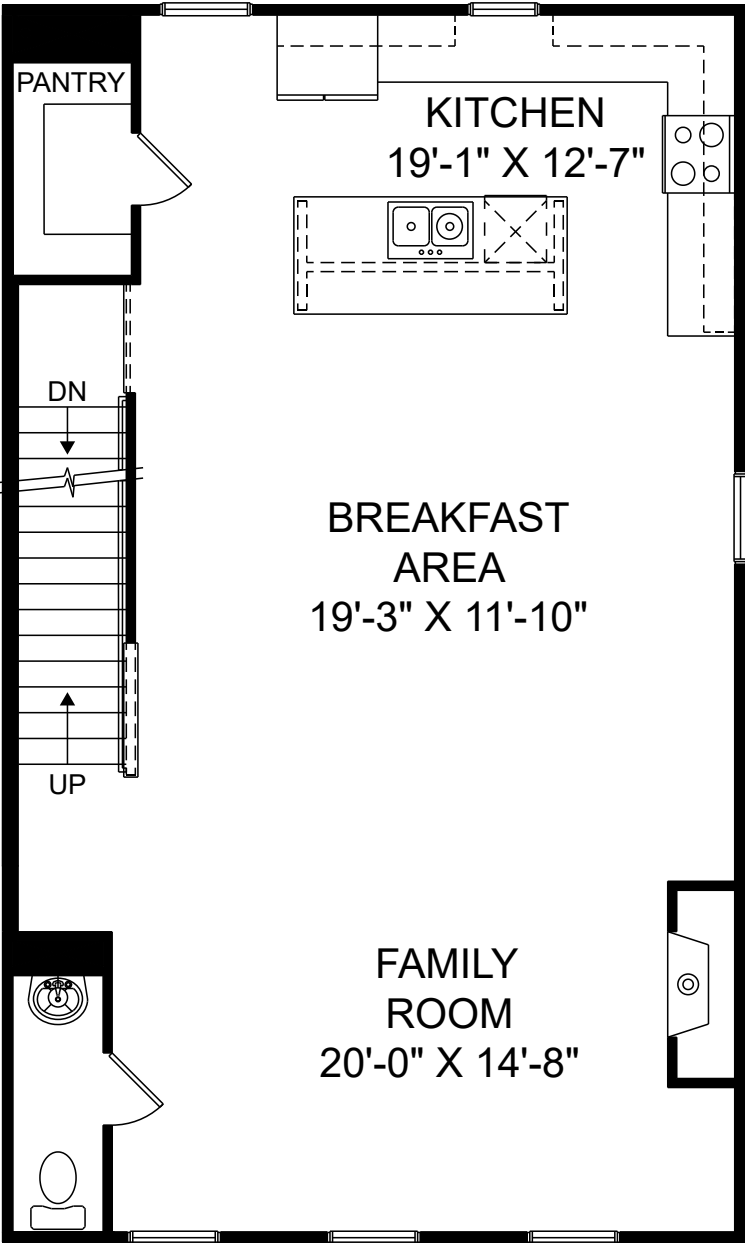


Renderings are artist's concept only and elevation illustrations may include optional features. It is recommended that the architectural blueprints be reviewed for clarification of features. Window sizes, window locations and room sizes vary per elevation and all dimensions are approximate. In our continued effort of design enhancement, actual product and specifications may vary in dimension or detail from these drawings and are subject to change without notice. Standard features and available options vary by community and some features may not be available on all homesites. Please consult our Sales Manager for more detailed specifications. ©2017 Stanley Martin Homes

[www.StanleyMartin.com](http://www.StanleyMartin.com)

Westside Bend at Proctor Creek

Melisse



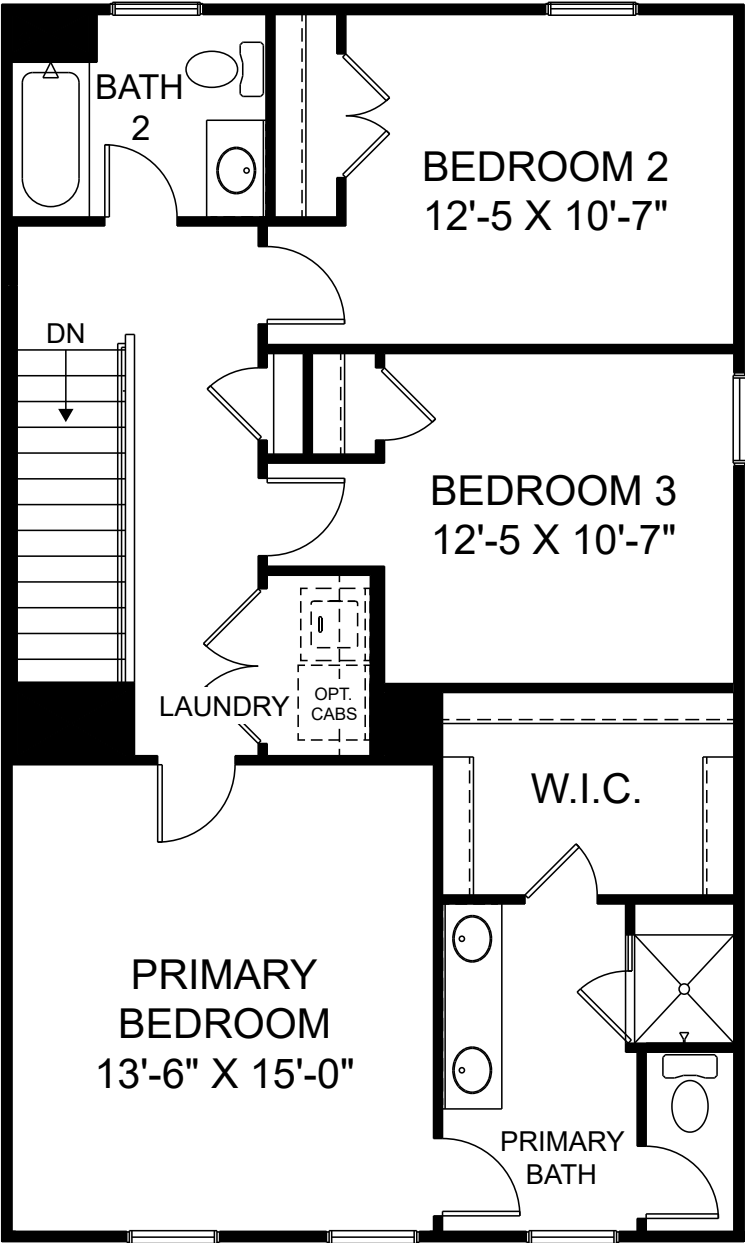
Main Level



Renderings are artist's concept only and elevation illustrations may include optional features. It is recommended that the architectural blueprints be reviewed for clarification of features. Window sizes, window locations and room sizes vary per elevation and all dimensions are approximate. In our continued effort of design enhancement, actual product and specifications may vary in dimension or detail from these drawings and are subject to change without notice. Standard features and available options vary by community and some features may not be available on all homesites. Please consult our Sales Manager for more detailed specifications. ©2017 Stanley Martin Homes

Westside Bend at Proctor Creek

Melisse



Upper Level

[www.StanleyMartin.com](http://www.StanleyMartin.com)



Renderings are artist's concept only and elevation illustrations may include optional features. It is recommended that the architectural blueprints be reviewed for clarification of features. Window sizes, window locations and room sizes vary per elevation and all dimensions are approximate. In our continued effort of design enhancement, actual product and specifications may vary in dimension or detail from these drawings and are subject to change without notice. Standard features and available options vary by community and some features may not be available on all homesites. Please consult our Sales Manager for more detailed specifications. ©2017 Stanley Martin Homes

# Westside Bend at Proctor Creek

Melisse

STANLEY  MARTIN

## Selected options:

Bedroom 4

Elevation B

Elevation B & H

Elevation B & H



Renderings are artist's concept only and elevation illustrations may include optional features. It is recommended that the architectural blueprints be reviewed for clarification of features. Window sizes, window locations and room sizes vary per elevation and all dimensions are approximate. In our continued effort of design enhancement, actual product and specifications may vary in dimension or detail from these drawings and are subject to change without notice. Standard features and available options vary by community and some features may not be available on all homesites. Please consult our Sales Manager for more detailed specifications. ©2017 Stanley Martin Homes

[www.StanleyMartin.com](http://www.StanleyMartin.com)