

FLOOR POLISH

Non Porous Floors • Vinyl • Rubber
Marble • Sealed Wood

USES

A high quality acrylic polymer-based metallised floor polish, which dries to a deep gloss and burnishes to an outstanding 'wet look' finish, with excellent slip resistance. An ultra modern polish, which offers gloss, ultimate durability, and the perfect base to clean, protect and prolong the life of a floor.

The first coat seals the floor, the second coat gives the gloss and a third coat may be applied if required for a super high gloss level.

Suitable for use on non-porous floors, including; vinyl, thermoplastic, linoleum, rubber, asphalt, sealed wood, marble and terrazzo. Possible areas of use include hospital corridors and wards, schools, offices, shops, airports, village halls, etc.

NOT for exterior (outside) use.

DIRECTIONS

PREPARATION: To obtain optimum results, it is important that thorough preparation of the floor is undertaken. The floor must be thoroughly cleaned to remove all dirt, grease and old polish films by using a quality polish remover such as *Floor Stripper*. The floor must be well rinsed with water and allowed to dry before applying *Floor Polish*.

APPLICATION: Apply a thin film of *Floor Polish* (undiluted) using a mop or polish applicator. Drying time is normally around 30 minutes.

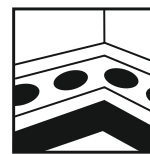
Apply a second coat and allow to dry.

Coverage is dependent on the porosity of the floor covering.


In general, 5 litres of *Floor Polish* will cover approximately 300 square metres of floor.



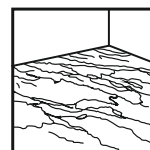
AREAS OF USE



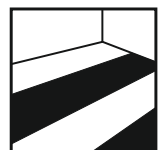
Linoleum



Sealed Wood



Marble



PVC

