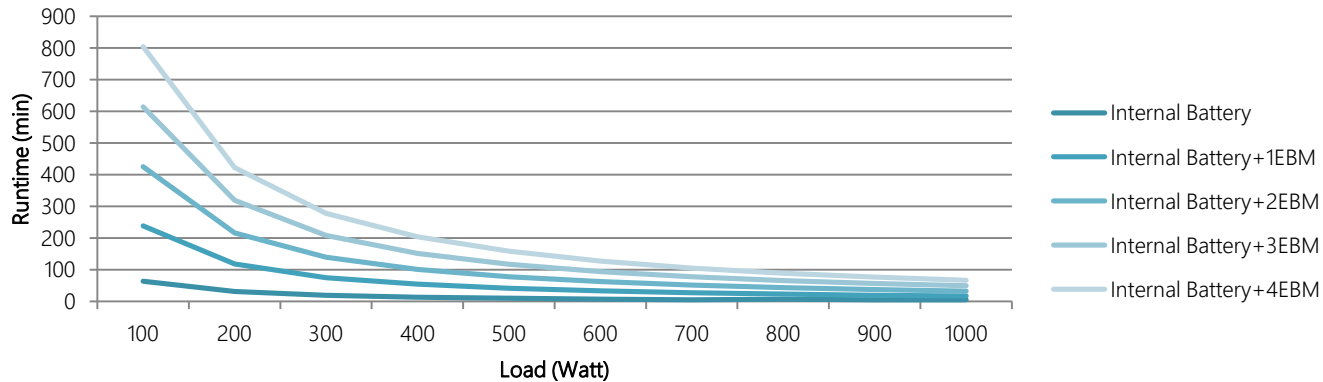


Runtime table reference

Battery \ Load (Watt)	100	200	300	400	500	600	700	800	900	1000 (Full Load)
Internal Battery	64.08	31.08	19.35	13.39	9.74	7.28	5.64	6.87	5.64	4.71
Internal Battery+1EBM	238.47	118.30	75.31	54.33	41.84	33.46	27.53	23.04	19.66	16.93
Internal Battery+2EBMs	424.88	216.74	139.66	101.09	77.89	62.33	51.48	43.38	37.38	32.59
Internal Battery+3EBMs	613.96	318.77	207.82	151.45	117.10	93.84	77.51	65.31	56.29	49.13
Internal Battery+4EBMs	804.03	422.29	277.75	203.70	158.19	127.12	105.15	88.66	76.42	66.70

OL1000 Runtime Chart

* EBM: External Battery Module





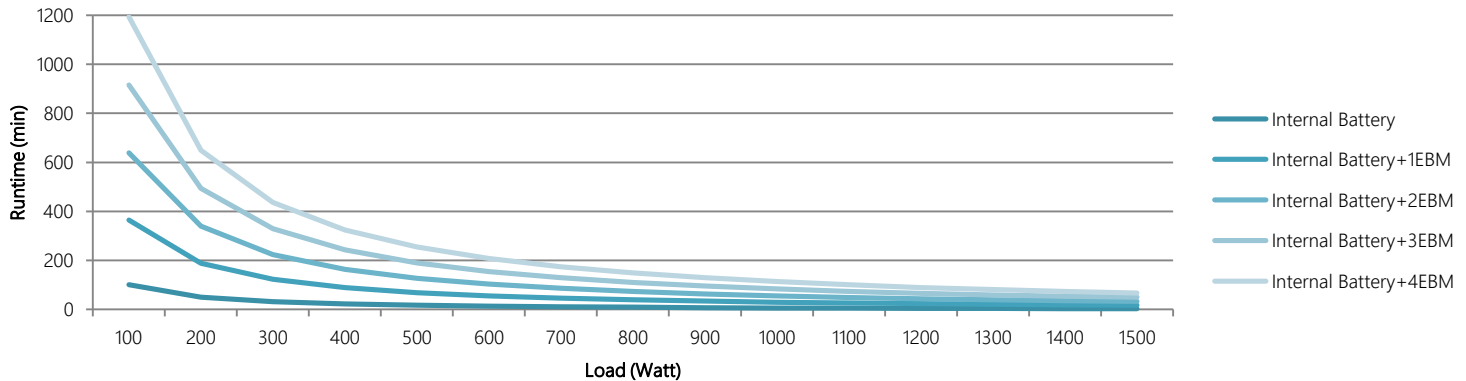
ATEN UPS Runtime Table (OL1500)



Battery \ Load (Watt)	100	200	300	400	500	600	700	800	900	1000	1100	1200	1300	1400	1500 (Full Load)
Internal Battery	100.90	50.25	32.22	23.08	17.48	13.74	11.04	9.01	7.44	6.24	5.32	4.57	3.92	3.28	2.96
Internal Battery+1EBM	364.67	188.95	122.52	88.81	68.66	55.55	46.28	39.39	34.03	29.75	26.28	23.36	20.99	18.91	17.09
Internal Battery+2EBMs	639.06	339.90	224.18	164.12	127.51	103.36	86.13	73.33	63.38	55.53	49.21	43.95	39.72	36.07	32.88
Internal Battery+3EBMs	915.52	493.86	329.41	243.22	190.15	154.80	129.36	110.31	95.42	83.61	74.09	66.17	59.81	54.32	49.56
Internal Battery+4EBMs	1192.71	648.99	436.10	324.00	254.59	208.11	174.47	149.14	129.23	113.37	100.54	89.83	81.20	73.75	67.28

OL1500 Runtime Chart

* EBM: External Battery Module





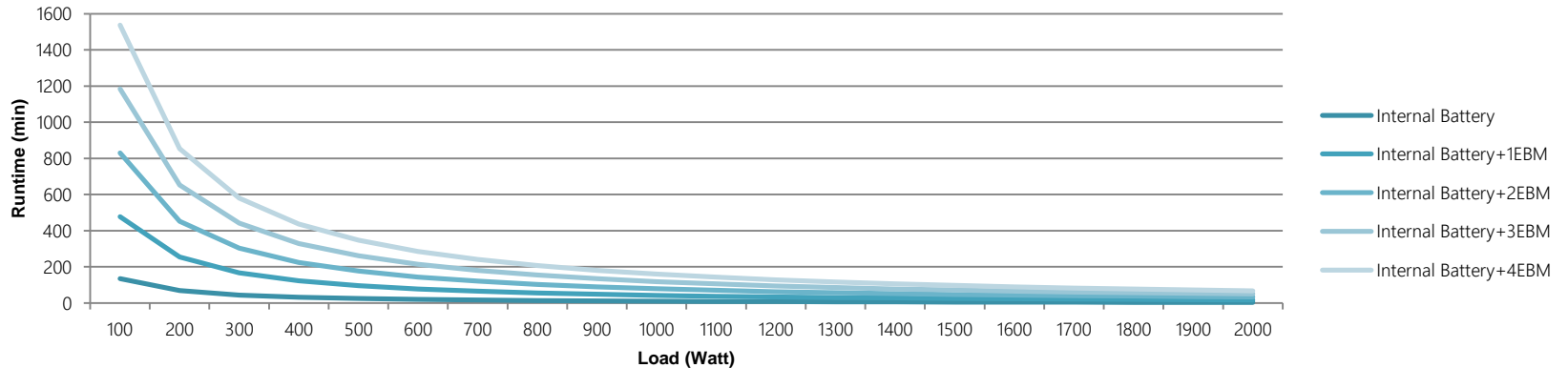
ATEN UPS Runtime Table (OL2000)



Battery \ Load (Watt)	100	200	300	400	500	600	700	800	900	1000	1100	1200	1300	1400	1500	1600	1700	1800	1900	2000 (Full Load)
Internal Battery	135.41	68.66	44.38	32.24	24.93	19.98	16.42	13.69	11.53	9.86	8.51	7.38	6.44	5.70	5.09	4.56	4.06	3.57	3.13	2.97
Internal Battery+1EBM	478.08	254.60	167.52	122.62	95.59	77.58	64.90	55.37	47.96	42.27	37.70	33.79	30.49	27.73	25.37	23.31	21.47	19.85	18.39	17.07
Internal Battery+2EBMs	830.12	452.40	302.84	224.36	176.30	143.79	120.61	103.02	89.27	78.68	70.18	62.95	56.87	51.84	47.56	43.85	40.59	37.72	35.15	32.85
Internal Battery+3EBMs	1183.86	652.78	441.34	329.66	260.76	213.81	180.08	154.31	134.01	118.28	105.61	94.77	85.63	78.06	71.60	66.02	61.11	56.80	52.95	49.52
Internal Battery+4EBMs	1538.20	854.11	581.09	436.43	346.86	285.59	241.38	207.46	180.63	159.75	142.86	128.37	116.10	105.89	97.17	89.63	82.97	77.11	71.89	67.22

OL2000 Runtime Chart

* EBM: External Battery Module





ATEN UPS Runtime Table (OL3000)



Battery \ Load (Watt)	100	200	300	400	500	600	700	800	900	1000	1100	1200	1300	1400	1500
Internal Battery	202.74	109.79	72.72	53.53	41.62	33.79	28.23	24.05	20.80	18.18	16.03	14.24	12.72	11.43	10.30
Internal Battery+1EBM	692.37	394.23	268.75	200.84	157.37	128.35	107.75	92.35	80.55	71.14	63.54	57.29	52.02	47.59	43.76
Internal Battery+2EBMs	1189.56	688.96	476.51	360.37	285.22	234.45	198.02	170.49	149.18	132.05	118.10	106.56	96.81	88.58	81.44
Internal Battery+3EBMs	1688.01	985.63	686.76	522.83	416.33	344.07	291.97	252.40	221.62	196.76	176.42	159.51	145.16	132.98	122.40
Internal Battery+4EBMs	2186.92	1283.01	897.94	686.41	548.73	455.12	387.47	335.97	295.79	263.27	236.58	214.32	195.38	179.27	165.22

1600	1700	1800	1900	2000	2100	2200	2300	2400	2500	2600	2700	2800	2900	3000 (Full Load)
9.32	8.44	7.68	7.02	6.44	5.93	5.49	5.10	4.75	4.43	4.10	3.79	3.47	3.19	2.99
40.43	37.44	34.85	32.56	30.49	28.62	26.94	25.44	24.06	22.79	21.62	20.54	19.52	18.58	17.69
75.25	69.71	64.90	60.68	56.88	53.46	50.41	47.69	45.21	42.94	40.85	38.93	37.13	35.48	33.92
113.18	104.89	97.69	91.36	85.65	80.50	75.90	71.80	68.06	64.64	61.50	58.62	55.92	53.45	51.12
152.96	141.91	132.28	123.79	116.12	109.18	102.98	97.45	92.39	87.75	83.49	79.58	75.92	72.57	69.39

•EBM: External Battery Module

OL3000 Runtime Chart

