

# PHILIPS

Camill Wall Light  
1.4W

Outdoor luminaires

3000K

Black

Sensor; Solar; Water Resistant



8720169263932



## Our most energy-efficient LED lights yet

Give your outdoor wall a heritage look, with the black Philips LED outdoor wall light. Its diffused, bright light is also ideal for lighting up your front entrance. Its retro design is a stylish way to enjoy your outdoor moments.

### Easy installation

- No wiring required

### Sustainable light solutions

- Long lifetime up to 50,000 hours
- Ultra-efficient solar

### Designed for outdoors

- IP44 – weatherproof

### Special characteristics

- Dual-brightness light
- Motion and dusk-to-dawn sensor integrated

### High-quality light

- Bright white light 3,000 K


# Highlights

## No wiring required



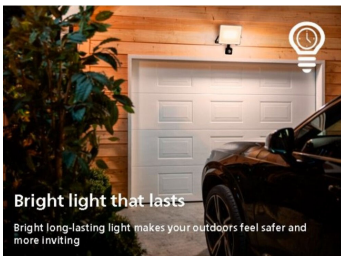
This light is powered entirely by solar energy. No wiring is needed, making these lights easy to position and reposition anywhere in your garden or other outdoor area.

## Long lifetime up to 50,000 hours



Reliable high-quality LED light lasts up to 50,000 hours. You can rest easy knowing that you won't have to worry about maintenance for years, while enjoying the perfect garden light every night.

## Ultra-efficient solar




With the Philips Ultra Efficient Solar system, these luminaires provide light for up to 35 hours on a fully-charged battery. Enjoy bright light all night, or even in bad or overcast weather conditions.

## IP44 – weatherproof



This Philips outdoor light is especially designed for humid outdoor environments and has been tested rigorously to ensure water resistance. Its IP44 rating means that it has been certified to offer ingress protection against dust and splashing water – perfect for general outdoor use.

## Dual-brightness light



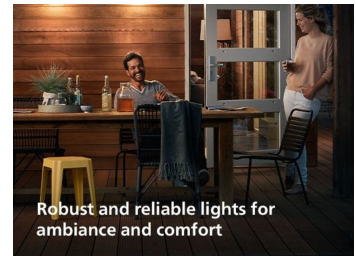
Create a flexible and appealing ambience with the dual-brightness feature. The light dims when idle and automatically brightens when people are present, delivering the right level of light whenever you need it.

## Motion and dusk-to-dawn sensor integrated



With a built-in motion sensor, these lights automatically welcome you when you return home after dark, or light up when visitors arrive. The unique dusk-to-dawn feature turns the lights on automatically when it gets dark outside – perfect for those long summer evenings or to ensure your safety.

## Bright white light 3,000 K



Did you know that different shades of white light are identified by different colour temperatures, measured in Kelvin (K)? Lower colour temperatures produce a warm, cosy white light, while higher colour temperatures produce a cool, more energising white light. This luminaire produces bright white light at 3,000 K.

# Specifications

## Design and finishing

- Colour: Black
- Material: Plastic

## Environmental

- Disposal of the product: At the end of (economic) life, dispose of the product in accordance with local rules. Do not dispose of the product with regular household waste. The correct disposal of your product will help to prevent potential negative consequences for the environment and human health.

## Extra feature/accessory incl.

- 5 year warranty on the LED module: Yes
- Adjustable spot head: No
- Anti-rust anti-dust: Yes
- Bi-directional light beams: No
- Day-and-night sensor: Yes
- Fully weatherproof: Yes
- LED integrated: Yes
- Motion sensor: Yes
- Solar Energy: Yes
- Warm White Light: No
- Centrepiece: No

## Garden area

- Garden area: Garden and Patio

## Light characteristics

- Colour rendering index (CRI): 80

## Miscellaneous

- Especially designed for: Garden and Patio
- Style: Contemporary
- Type: Wall Lights
- EyeComfort: No
- LED innovations: UltraEfficient
- Extra Features: Sensor, Solar, Water Resistant

## Product dimensions and weight

- Net weight: 0.48 kg
- Height: 20.5 cm
- Length: 19 cm
- Width: 14 cm

## Service

- Warranty: 5 year(s)

## Technical specifications

- Lifetime up to: 50,000 h
- Total lumen output fixture: 250
- Light colour: 3000K
- Mains power: 4 V
- Fixture dimmable: No
- Energy class included light source: A
- Maximum wattage replacement bulb: 1.4 W
- IP code: IP44
- Class of protection: Class III
- Light source replaceable: Yes

## Packaging dimensions and weight

- EAN/UPC - product: 8720169263932
- Net weight: 0.48 kg
- Gross weight: 0.7 kg
- Height: 24 cm
- Length: 16.5 cm
- Width: 15 cm



Issue date: 2025-02-04  
Version: 0.345

© 2025 Signify Holding. All rights reserved. Signify does not give any representation or warranty as to the accuracy or completeness of the information included herein and shall not be liable for any action in reliance thereon. The information presented in this document is not intended as any commercial offer and does not form part of any quotation or contract, unless otherwise agreed by Signify. Philips and the Philips Shield Emblem are registered trademarks of Koninklijke Philips N.V.

[www.lighting.philips.com](http://www.lighting.philips.com)