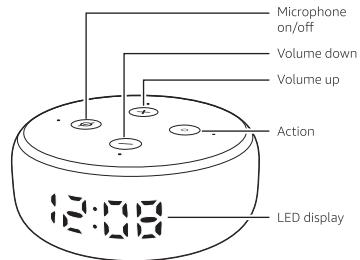


Getting to know your Echo Dot



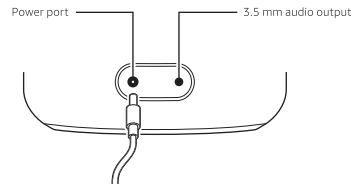
Also included: power adaptor

1. Download the Amazon Alexa app

Download and install the latest version of the Alexa app from an app store.

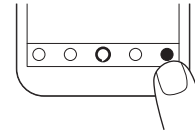
2. Plug in your Echo Dot

Plug your Echo Dot into an electrical socket using the included power adaptor. A blue light ring will spin around the top. In about a minute, Alexa will greet you and let you know to complete setup in the Alexa app.



3. Set up your Echo Dot in the Alexa app

Open the Alexa app and follow the on-screen instructions to set up your device. If you aren't prompted to set up your device after opening the Alexa app, just tap the Devices icon in the bottom right of the screen to get started.



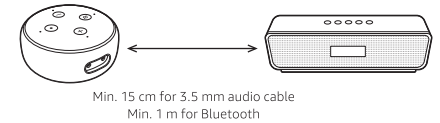
The app helps you get more out of your Echo Dot. It's where you set up calling and messaging, and manage music, lists, settings and news.

For help and troubleshooting, go to Help & Feedback in the Alexa app or visit www.amazon.com/devicesupport.

For the best experience, set up your device via the Alexa app. You can also start the setup process at <https://alexa.amazon.co.uk> for UK and Ireland customers, or <https://alexa.amazon.com.au> for Australian and New Zealand customers.

Optional: Connect to a speaker

You can connect your Echo Dot to a speaker using Bluetooth or 3.5 mm audio cable. If you're using a 3.5 mm cable, your speaker should be at least 15 cm away. If you're using Bluetooth, go to the Device settings in the Alexa app to complete pairing and place your speaker at least 1 m away from your Echo Dot.



Things to try with your Echo Dot

Enjoy your favourite music and audiobooks

Alexa, play '90s rock.
Alexa, resume my audiobook.

Get answers to your questions

Alexa, what time is sunset?
Alexa, what can you do?

Get news, podcasts, weather and sport

Alexa, tell me the news.
Alexa, what's the weather forecast this weekend?

Voice control your smart home

Alexa, turn off the light.
Alexa, set the living room temperature to 22 degrees.

Stay connected

Alexa, call Dad.
Alexa, drop in on the living room.

Stay organised and manage your home

Alexa, reorder shampoo.
Alexa, set an egg timer for 5 minutes.

Some features may require customisation in the Alexa app, a separate subscription or an additional compatible smart home device.

For more examples, select Things to Try in the Alexa app.

Getting started with your Echo Dot

Where to put your Echo Dot

Echo Dot works best when placed in a central location, at least 20 cm from any walls. You can put Echo Dot in a variety of places—on a kitchen counter, the side table in your living room or a bedside table.

Give us your feedback

Alexa is always getting smarter and adding new skills. To send us feedback about your experiences with Alexa, use the Alexa app or visit www.amazon.com/devicesupport.