




SPECIFICATIONS

Model Name	GeForce RTX™ 4080 SUPER 16G EXPERT
Graphics Processing Unit	NVIDIA® GeForce RTX™ 4080 SUPER
Interface	PCI Express® Gen 4
Core Clocks	Extreme Performance: 2625 MHz (MSI Center) Boost: 2610 MHz
CUDA® CORES	10240 Units
Memory Speed	23 Gbps
Memory	16GB GDDR6X
Memory Bus	256-bit
Output	DisplayPort x 3 (v1.4a) HDMI™ x 1 (Supports 4K@120Hz HDR, 8K@60Hz HDR, and Variable Refresh Rate as specified in HDMI™ 2.1a)
HDCP Support	Y
Power consumption	320 W
Power connectors	16-pin x 1
Recommended PSU	850 W (Min.750 W)
Card Dimension (mm)	312 x 141 x 61 mm
Weight (Card / Package)	1909g / 2906g
DirectX Version Support	12 Ultimate
OpenGL Version Support	4.6
Maximum Displays	4
G-SYNC® technology	Y
Digital Maximum Resolution	7680 x 4320

CONNECTIONS



1. DisplayPort
2. HDMI™

FEATURES




Flow Frozr

Stay cool and silent, MSI's Flow Frozr thermal design enhances graphics card heat dissipation.



Patented Fan Design

The unique design features a distinctive appearance and enhances airflow to improve heat dissipation capability.



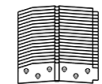
Vapor Chamber

The GPU and memory modules are covered with a Vapor Chamber which rapidly transfers heat to Core Pipes.



Core Pipe

Precision-machined heat pipes ensure max contact to the GPU and spread heat along the full length of the heatsink.



V-shaped Fins

Fins with a V-shaped cutout influence airflow inclination angles, which enhance flow efficiency.



Push Pull Airflow

Cooling efficiency is improved with two fans working collaboratively to reduce heat buildup.



Aluminum Die-Casting

Overall structural integrity is enhanced with metal material while the flow-through ventilation reduces trapped heat.



Zero Frozr

The fans completely stop when temperatures are relatively low, eliminating all noise.