

# PHILIPS

## Discover Outdoor Floodlight

Hue White and Colour Ambiance

LED integrated

White and colour light

Mains powered

Smart control with Hue Bridge\*



17435/30/P7



## Limitless possibilities

Now expand Hue to your outdoors. The Discover Floodlight can be connected to your existing Hue bridge to enjoy all the features that truly welcome you home. With millions of colour options, you can also create any ambience. Hue bridge not included.

### Limitless possibilities

- Paint your outdoors with 16 million colours
- Unwind with warm to cool white light
- Special light for special occasions

### Easy control and comfort

- Set timers for your convenience
- Control it your way
- Smart control, home and away
- Set your lights to welcome you home

### Full control from a smart device with the Hue bridge

- Requires a Philips Hue bridge

### Specially designed for your outdoor spaces

- Weather-proof (IP44)
- High-quality aluminium and superior synthetics
- Powerful light


# Highlights

## Paint your outdoors



With Philips Hue outdoor lighting, there's no limit to the magic you can add. Play with 16 million colours and all shades of white light to create the effect you want. Highlight objects, trees or pathways to make your space stand out. Use the Hue app to save your favourite light settings and recall them whenever you want with the tap of a finger.

## Warm to cool white light



Extend your evenings with Philips Hue outdoor lighting. Set the right ambience on your patio, balcony or porch and relax. From the warm white light of a summer sun, to the ice cool daylight of winter: you can enjoy any shade of white light to fit your mood throughout the year.

## Special light for special occasions



Holiday cheer starts here – with smart light! Use your Philips Hue lights to transform your home into a festive experience: bright reds and greens for Christmas, subtle pastels for spring or even an eerie purple glow to create the most haunted house on the street at Halloween.

## Set timers for convenience



Enjoy longer evenings outside, finish the gardening or just take the rubbish out after sunset. Have your Philips Hue lights turn on automatically by setting schedules or using the sunset/sunrise routine. And of course, you can also turn off or dim your lights this way. You'll never have to worry whether you've left any lights on.

## Control it your way



Connect your Philips Hue lights with the Bridge and start discovering the endless possibilities. Control your lights from your smartphone or tablet via the Philips Hue app, or add the indoor switches to your system to change your lights. Set timers, notifications, alarms and more for the full Philips Hue experience. Philips Hue even works with Amazon Alexa, Apple HomeKit and the Google Assistant to allow you to control your lights with your voice.

## Smart control, home and away



Light up your outdoors and see what's going on outside. By connecting your outdoor lights with the Hue Bridge you can control them in any way you like. With the Philips Hue outdoor sensor, our indoor remote control options, such as the Philips Hue app or using your voice (Amazon Alexa, Apple HomeKit or Google Assistant), you can control your outdoor lights. You can set light schedules to mimic your presence. Control your outdoor lighting from the comfort of your home or from any other location.

### Set your lights to welcome you



Experience the comfort of your lights turning on automatically when you arrive and turning off when you leave. Unload your car, enter your house, all with the comfort of the right light. Either use the Philips Hue outdoor sensor, or set the Hue app to Home or Away mode to switch on all your lights, or let geolocation do it for you, all without touching a button. It's as easy as that.

### Requires a Philips Hue bridge




Connect your Philips Hue lights with the Bridge to control your lights from your smart phone or tablet via the Philips Hue app. Or control your Philips Hue lights with the Philips Hue dimmer indoor switch for on/off and dimming functionalities.

### Weather-proof (IP44)




This Philips Hue outdoor fixture is specially designed for use in outdoor environments and has undergone rigorous tests to ensure its performance. The IP level is described by two figures: the first one refers to the protection level against dust, the second against water. This lamp is designed with IP44: it is protected against water splashed from any direction. This product is ideal for general outdoor use.

### High-quality



The products are made specifically for outdoor use. We use the highest-quality materials to ensure the best performance in outdoor conditions, as well as smart use of materials to optimise radio frequency.

### Powerful light



This Philips Hue light possesses a LED light source which illuminates a large portion of your garden. Find the route to your driveway, pathway, front or back door brightly lit up, all with the comfort of the right light. Never lose track of what is happening around your house with this powerful Philips Hue light.

## Specifications

### Design and finishing

- Colour: Black
- Material: metal, Synthetic

### Extra feature/accessory incl.

- Adjustable spot head: Yes
- Dimmable with the Hue app and switches: Yes

### Light characteristics

- Colour rendering index (CRI): 80

### Miscellaneous

- Especially designed for: Garden and Patio
- Type: Wall light

**Product dimensions and weight**

- Net weight: 1.200 kg
- Height: 15.3 cm
- Length: 22 cm
- Width: 16 cm

**Service**

- Warranty: 2 year(s)

**Technical specifications**

- Lumen output at 4000K: 2,250 lm
- Lifetime up to: 25,000 h
- Light colour: 2000-6500 Hue White Colour Ambiance
- Mains power: Range 220 V–240 V, 50-60 Hz
- LED: Yes
- Built-in LED: Yes
- Number of bulbs: 2
- Wattage bulb included: 15 W
- Maximum wattage replacement bulb: 15 W
- IP code: IP44, protection from splashed water
- Class of protection: I - earthed
- Replaceability of light source: Non-replaceable LED light source
- Replaceability of control gears: Non-replaceable control gear
- Lumen output at 2700K: 2,050 lm

**What's supported**

- Compatible with Effects feature: Yes
- Philips Hue App: IOS 15 and above, Android 10.0 and above

**Packaging dimensions and weight**

- EAN/UPC - product: 8718696170533
- Net weight: 1.2 kg
- Gross weight: 1.45 kg
- Height: 219 mm
- Length: 206 mm
- Width: 266 mm
- Material number (12NC): 915005731401



Issue date: 2024-02-13  
Version: 0.671

© 2024 Signify Holding. All rights reserved. Signify does not give any representation or warranty as to the accuracy or completeness of the information included herein and shall not be liable for any action in reliance thereon. The information presented in this document is not intended as any commercial offer and does not form part of any quotation or contract, unless otherwise agreed by Signify. Philips and the Philips Shield Emblem are registered trademarks of Koninklijke Philips N.V.

[www.lighting.philips.com](http://www.lighting.philips.com)