




AXE5400 Tri-Band Wi-Fi 6E Range Extender


Boost your Wi-Fi




RE815XE

 Tri-Band
Networking

 160
MHz
↑↑↑ Wider
Channel Width

 Connect
More Devices^Δ

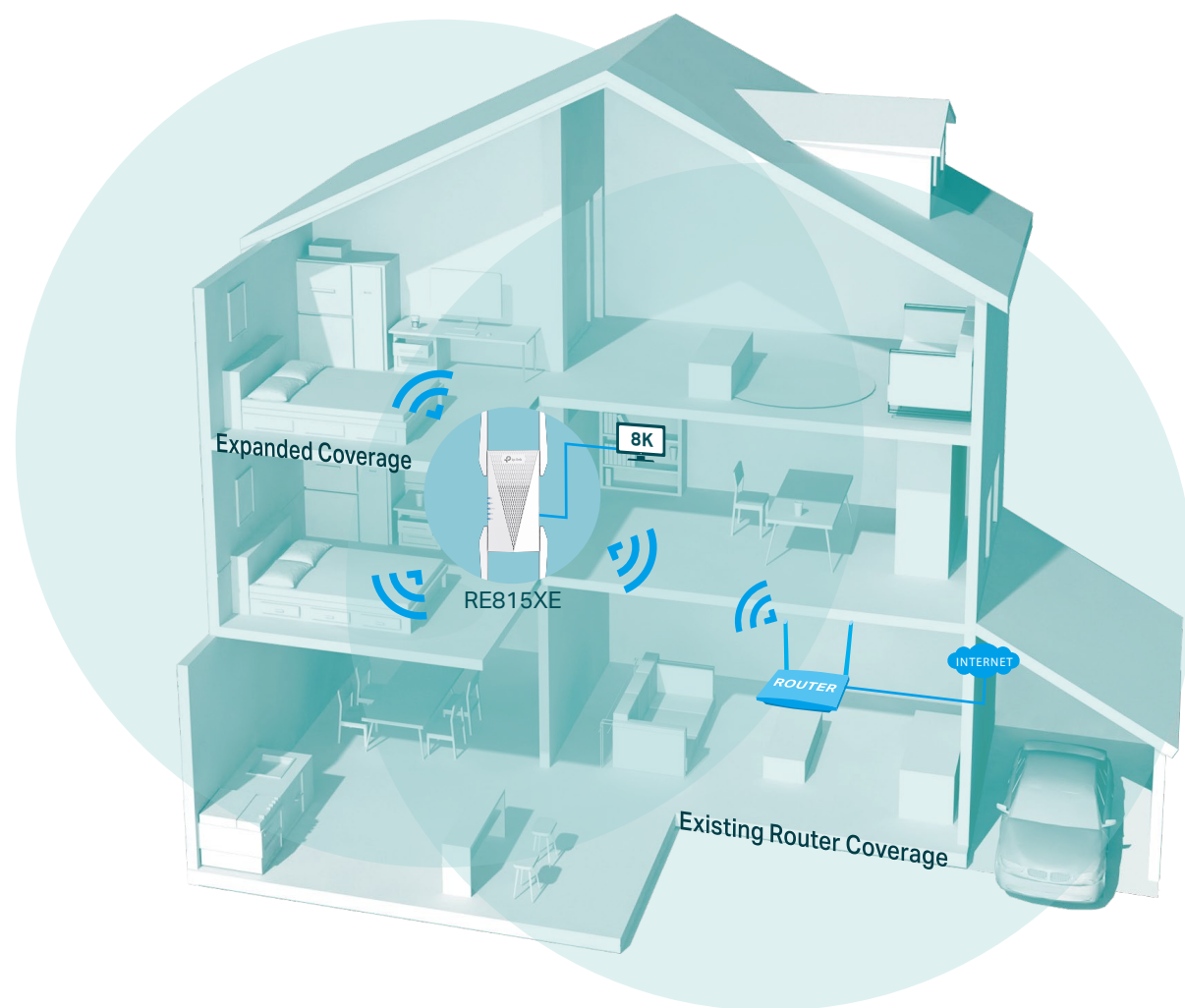
 Uninterrupted
Streaming[§]

 Easy Setup
Within Minutes

Highlights

Eliminate Wi-Fi Dead Zones with Powerful Wi-Fi

Connect with a TP-Link's OneMesh™ router to create a mesh network for seamless whole-home coverage, or any Wi-Fi router to boost your Wi-Fi range.‡



● Wi-Fi Coverage
— Ethernet Cable



Tri-Band Networking

Ensure full band speeds to your devices thanks to RE815XE's another dedicated band backhaul.



Faster Wi-Fi 6 Speed

Experience explosive Wi-Fi speeds up to 5400 Mbps with the wider 160 MHz channel.†



Larger Capacity

Wi-Fi 6E allows for 3 additional 160 MHz channels, enabling more simultaneous transmissions at the highest possible speeds.



Clean and Congestion Free

The dedicated 6 GHz band provides a clearer band to prevent Wi-Fi interference and congestion.



Save Clients' Battery Power*

Target Wake Time schedules the connection time of battery-powered devices to reduce their power consumption.*



Adaptive Path Selection

Keep your network running at top-speed by automatically choosing the fastest connection path to the router.



Access Point Mode

Create a new Wi-Fi access point to enhance your wired network with Wi-Fi capability.

Highlights

Wi-Fi 6E: Huge Leap Forward for Wi-Fi

Robust High-Speed Connections

Experience ultra-fast Wi-Fi with more connected devices thanks to the brand-new 6 GHz band. The added 160MHz channels prevent competition over bandwidth and drops in speed.

Clean and Congestion-Free

Create an open and clear Wi-Fi network thanks to the brand-new 6 GHz band elimination interference from legacy devices. As a dedicated backhaul, the 6 GHz band also benefits the overall Wi-Fi performance of all non-6E devices.

More than a Traditional Wi-Fi Extender

Connect with a TP-Link's OneMesh™ router to create a mesh network for seamless whole-home coverage, or any Wi-Fi router to boost your Wi-Fi range.†



Check the full list of OneMesh extenders and routers at: tp-link.com/onemesh/compatibility

*More compatible devices coming soon

AXE5400 Wi-Fi 6E Tri-Band Range Extender



Secure One-touch Connection (WPS)

Press WPS button and connect the newly-added extender to a router with ease.

Smart Signal Indicator

See signal to find the best spot to properly place the extender.

- Strong signal
- Weak signal

Four External Antennas

Provide wider signal coverage.

Gigabit Ethernet Port

Plug in to give wired devices network access, ideal for high-bandwidth intensity.



PC




Game Console



Smart TV

Features



Ease of Use

- Intuitive Web UI – Ensures quick and simple installation without hassle
- Fast Setup – One-touch connection with the WPS button
- Hassle-free Management with Tether App – Network management is made easy with the TP-Link Tether App, available on any Android or iOS device
- Online Upgrade – Keeps you informed of the latest firmware and allows online updating on the web UI



Speed

- Ultimate Wireless Speed – Combined wireless speeds of up to 574 Mbps (over 2.4 GHz), 2402 Mbps (over 5 GHz) and 2402 Mbps (over 6 GHz)[†]
- Support Wi-Fi 6E – Turbocharge your devices with wireless speeds of up to 5.4 Gbps
- Adaptive Path Selection – Keep your network running at top-speed by automatically choosing the fastest connection path to the router



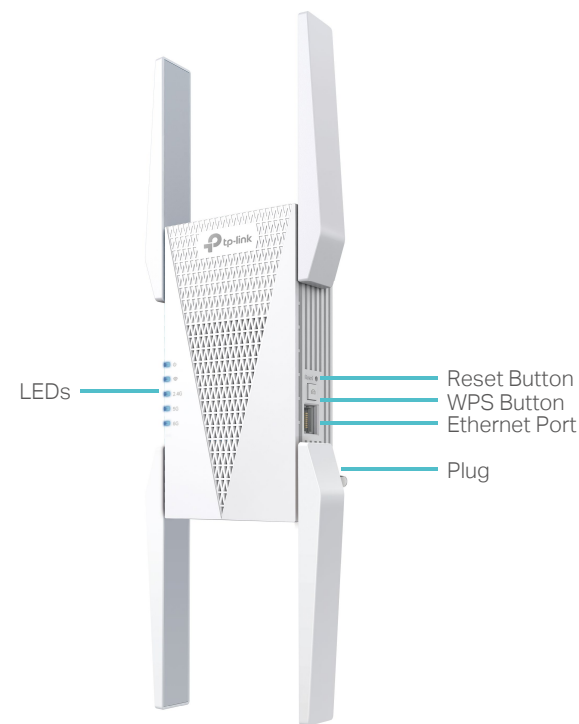
Reliability

- Simultaneous Tri Band – Separate Wi-Fi bands enable more devices to connect to your network without a drop in performance
- Reliable Connection – External antennas for optimal Wi-Fi coverage and reliable wireless connections
- Ultra-Low Latency – Take advantage of ultra-low latency to enjoy smoother online experience

Specifications

Hardware

- Button: WPS Button, Reset Button
- Port: 1 Gigabit Ethernet Port
- Antenna: 4 External Antennas
- Power Consumption: 16W
- Input Power: 100-240V~50/60Hz
- Dimensions (L×W×H): 4.2×1.6×13.7 in. (106.6×39.7×348.2 mm)



For more information, please visit

<https://www.tp-link.com/home-networking/range-extender/RE815XE/>

or scan the QR code left

Wireless

- **Wireless Standards:** IEEE 802.11ax 6 GHz, IEEE 802.11a/n/ac/ax 5 GHz, IEEE 802.11b/g/n/ax 2.4 GHz
- **Frequency:** 2.4 GHz / 5 GHz / 6 GHz
- **Signal Rate:** 574 Mbps at 2.4 GHz, 2402 Mbps at 5 GHz, 2402 Mbps at 6 GHz
- **Transmit Power:** 2.4GHz ≤21dBm, 5GHz≤ 30dBm, 6GHz≤ 23dBm
- **Reception Sensitivity:**
6GHz:
11ax HE20 MCS0: -92dBm, 11ax HE20 MCS11: -61dBm
11ax HE40 MCS0: -89dBm, 11ax HE40 MCS11: -58dBm
11ax HE80 MCS0: -86dBm, 11ax HE80 MCS11: -55dBm
11ax HE160 MCS0: -83dBm, 11ax HE160 MCS11: -52dBm
5GHz:
11ax HE20 MCS0: -93dBm, 11ax HE20 MCS11: -62dBm
11ax HE40 MCS0: -90dBm, 11ax HE40 MCS11: -59dBm
11ax HE80 MCS0: -87dBm, 11ax HE80 MCS11: -56dBm
11ax HE160 MCS0: -84dBm, 11ax HE160 MCS11: -53dBm
2.4GHz:
11ax HE20 MCS0: -95dBm, 11ax HE20 MCS11: -64dBm
11ax HE40 MCS0: -92dBm, 11ax HE40 MCS11: -62dBm
- **Wireless Function:** LED Control, Access Control, Power Schedule, Wi-Fi Coverage
- **Wireless Security:** 64/128-bit WEP, WPA/WPA-PSK2 encryptions, WPA3

Others

- **Certification**
CE, RoHS
- **System Requirements**
Microsoft Windows 98SE, NT, 2000, XP, Vista™ or Windows 7, 8, 8.1, 10, MAC OS, NetWare, UNIX or Linux
Internet Explorer 11, Firefox 12.0, Chrome 20.0, Safari 4.0, or other Java-enabled browser
- **Package Contents**
Wi-Fi Range Extender RE815XE
Quick Installation Guide

[†]Maximum wireless signal rates are the physical rates derived from IEEE Standard 802.11 specifications. Actual wireless data throughput and wireless coverage per ft² are not guaranteed and will vary as a result of network conditions, client limitations, and environmental factors, including building materials, obstacles, volume and density of traffic, and client location.

[†]The product may not be compatible with routers or gateways with firmware that has been altered, is based on open source programs, or is non-standard or outdated.

[§]Uninterrupted Streaming is designed for devices that support the 802.11k/v standard.

[^]Up to 4x Capacity refers to 4x increase in median throughput under dense environment compared to 11ac wave 2 range extender.

^{*}Saving clients' battery power requires clients to also support the 802.11ax Wi-Fi standard. Actual power reduction may vary as a result of network conditions, client limitations, and environmental factors.

©2023 TP-Link