

PHILIPS

Splay Wall Light
12W

Outdoor luminaires

4000K

Antracite

Sensor; Water Resistant

8719514417731



Illuminate your entrance automatically

The Philips Splay wall light in anthracite adds a modern look to your wall. It illuminates and lightens up your entrance with diffused and cool white light. A motion sensor is integrated, so it switches on automatically when someone comes close.

Sustainable light solutions

- Long lifetime up to 25,000 hours

Bring design into your garden

- Modern outdoor lighting

Advanced LED light

- 5-year warranty on LED system

Premium quality

- High-quality aluminium and superior synthetics

Designed for outdoors

- IP44 – weatherproof

Special characteristics

- Motion and dusk-to-dawn sensor integrated
- Powerful light

8719514417731

High-quality light

- Cool white light 4,000 K

Highlights

Long lifetime up to 25,000 hours



Reliable high-quality LED light lasts up to 25,000 hours. You can rest easy knowing that you won't have to worry about maintenance for years, while enjoying the perfect garden light every night.

Modern outdoor lighting


Impressive, bold and minimalist outdoor lighting by Philips. Philips outdoor elegant modern style is the perfect way to grace gardens, pathways and outdoor spaces with light.

5-year warranty on LED system



In addition to the standard 2-year warranty offered for this luminaire, Philips also offers a 5-year warranty on the LED system (the LED module and driver).

High-quality aluminium and superior synthetics



This Philips light is made specifically for outdoor spaces. It's hard-wearing and built to last, so it will light up your garden night after night. It's constructed from high quality die-cast aluminium and superior synthetics.

IP44 – weatherproof




This Philips outdoor light is especially designed for humid outdoor environments and has been tested rigorously to ensure water resistance. Its IP44 rating means that it has been certified to offer ingress protection against dust and splashing water – perfect for general outdoor use.

Motion and dusk-to-dawn sensor integrated



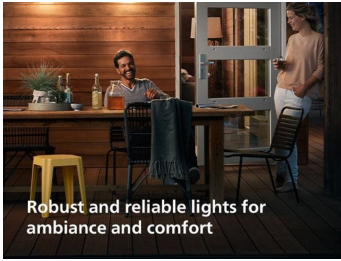
With a built-in motion sensor, these lights automatically welcome you when you return home after dark, or light up when visitors arrive. The unique dusk-to-dawn feature turns the lights on automatically when it gets dark outside – perfect for those long summer evenings or to ensure your safety.

Powerful light



This Philips outdoor luminaire provides powerful light. A bright pool of light to light up your garden or terrace.

Cool white light 4,000 K



Did you know that different shades of white light are identified by different colour temperatures, measured in Kelvin (K)? Lower colour temperatures produce a warm, cosy white light, while higher colour temperatures produce a cool, more energising white light. This luminaire produces cool white light at 4,000 K.

Specifications

Design and finishing

- Colour: Anthracite
- Material: Aluminium

Environmental

- Disposal of the product: At the end of (economic) life, dispose of the product in accordance with local rules. Do not dispose of the product with regular household waste. The correct disposal of your product will help to prevent potential negative consequences for the environment and human health.

Extra feature/accessory incl.

- Adjustable height: No
- Adjustable spot head: No
- Anti-rust anti-dust: Yes
- Bi-directional light beams: No
- click!FIX mounting: Yes
- Day-and-night sensor: Yes
- Defined light beams: No
- Dimmable: No
- Dimmable with remote control: No
- FFP - Frustration-Free Pack: No
- Fully weatherproof: Yes
- LED integrated: Yes
- Motion and day-and-night sensor: Yes
- Motion sensor: Yes
- Perfectly suited for creating ambience: No
- Perfectly suited for horizontal/vertical mounting: Yes
- Perfectly suited for orientation lighting: No
- Perfectly suited for up/down mounting: No
- Perfectly suited for wall and ceiling installation: No
- Pivotal head (left-right): No
- Portable: No
- Power adapter included: No
- Protection sleeve included: No
- Remote control included: No
- Resistant high-quality material: Yes
- Rotates freely in any direction: No
- Solar Energy: No
- Tilttable head (up-down): No
- UK plug included: No
- USB charging: No
- Warm White Light: No
- Waterproof: Yes
- Centrepiece: No
- Centrepiece: No

Garden area

- Garden area: Garden and Patio

Light characteristics

- Colour rendering index (CRI): 80

Miscellaneous

- Especially designed for: Garden and Patio
- Style: Contemporary
- Type: Wall Lights
- EyeComfort: No
- Extra Features: Sensor, Water Resistant

Product dimensions and weight

- Net weight: 0.66 kg
- Height: 24 cm
- Length: 8 cm
- Width: 16 cm

Service

- Warranty: 5 year(s)

Technical specifications

- Lifetime up to: 25,000 h
- Total lumen output fixture: 1200
- Light colour: 4000
- LED: Yes
- Energy class included light source: E
- IP code: IP44
- Class of protection: Class I
- Light source replaceable: No

Packaging dimensions and weight

- EAN/UPC – product: 8719514417731
- Net weight: 0.66 kg
- Gross weight: 0.74 kg
- Height: 30 cm
- Length: 10 cm
- Width: 12 cm



Issue date: 2025-02-04
Version: 0.368

© 2025 Signify Holding. All rights reserved. Signify does not give any representation or warranty as to the accuracy or completeness of the information included herein and shall not be liable for any action in reliance thereon. The information presented in this document is not intended as any commercial offer and does not form part of any quotation or contract, unless otherwise agreed by Signify. Philips and the Philips Shield Emblem are registered trademarks of Koninklijke Philips N.V.

www.lighting.philips.com