

# UNICOL<sup>®</sup> AV

## Mounting Solutions



*Years*

1963

*Supporting You*

2013

# Welcome to the 2013 Unicol Catalogue

Our comprehensive range of AV equipment mounts is available ex stock and offers unrivalled flexibility. Order either as standard assemblies or in component form to suit your own requirements. We also offer an efficient service in the manufacture of custom made items, from 'one-off' specials to large scale projects for corporate users. – Call us today or visit our website!



Unicol UK



*Unicol's solid design principles, driven by a passion to supply safe, cost effective, adaptable and dependable mounting solutions has been at the heart of our 50 years serving the AV industry.*



Unicol De

## How To Order

Call our sales / technical team direct, email or order on line.

We are ready to help regarding the best choice of items to order or to advise on any project being considered.

**Tel:** +49(0)9131 9405 800

**Email:** [info@unicol.de](mailto:info@unicol.de)

**Web:** [www.unicol.de](http://www.unicol.de)

Most standard products available on an ex stock basis.  
Please state screen or projector make / model & colour choice.

## Symbols used & other information



Typical screen guide: Light or heavy monitors will influence this.



Maximum carrying capacity for which each product is designed.



Colours ex stock.  
Sinterflex black (standard)  
Diamond silver (optional)

*Please state colour choice when ordering  
(Non-standard colours to special order)*

Dimensions shown are metric  
Prices shown are Ex Works, Ex VAT

*Unicol products have been designed to meet BSI installation specification standard PAS122:2009. All goods are sold subject to the Companies terms & conditions of sale, a copy of which is available upon request or can be downloaded from our website [www.unicol.de](http://www.unicol.de). VAT will be charged at the prevailing rate at time of invoice. Mechanical items have a 10 year design & manufacturing warranty. Electrical parts are covered by a 12 month return to base warranty. Unicol products are the subject of continuous development and we reserve the right to improve designs or change specifications without prior notice.*

*Products and prices listed in this catalogue are correct at time of going to press (Issue 1 – Oct 2013). © Peter Ligertwood 2013.*

**Unicol, Willi-Grasser-Str. 15, D-91056 Erlangen**

# Contents – Product Finder Pages



**VS1000  
Stands, Trolleys  
& Components**

**4 & 5**



**Axia  
Stands & Trolleys**

**6 & 7**



**Rhobus Video  
Conference &  
Presentation  
Range**

**8 & 9**



**Avecta  
Stands & Trolleys  
Media Screen Units  
& Media Cabinets**

**10 & 11**



**Large Format  
Stands & Trolleys  
Motorised Stands  
and Trolleys**

**12 & 13**



**Xactmatch  
Mount Range  
Pozimount  
Screen Mounts**

**14 & 15**




**Screen Mount  
Trade Packs  
Slim Profile Mounts**

**16 & 17**



**Installation  
Components**

**18 & 19**



**Wall Arms  
Panarm &  
Standard Range**

**20 & 21**



**Outdoor Housings  
Protective Covers &  
Interactive Display  
Products**

**22 & 23**



**Video Wall Mount  
Range**

**24 & 25**



**AV Roller Trak  
Screen Rail  
Universal Mounts**

**26 & 27**



**Floor to Ceiling  
Systems  
Multi Screen  
Gantry Systems**

**28 & 29**




**Gyrolock  
Projector  
Mounts**

**30 & 31**



**PSU Projector  
Suspension Units  
Guardbox  
Security Cages**

**32 & 33**



**Single Column  
Stands & Trolleys  
Parts & Accessories**

**34 & 35**

# VS1000 Stands, Trolleys & Components



**"The Work Horse of the AV industry"**

With a wide choice of interchangeable parts, easy assembly and sheer robustness VS1000 trolleys are the favoured choice of trade show, education, broadcast and AV users everywhere.

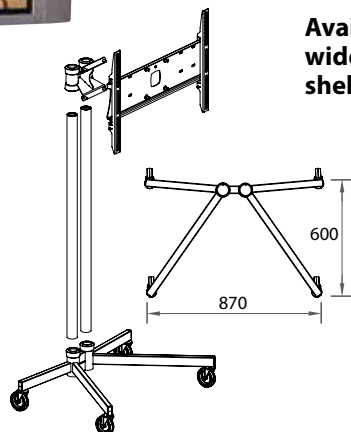
Available as static, wheeled base or back to back versions, with a wide choice of height options. Accessories include metal or glass shelves, locking cabinets and other options.



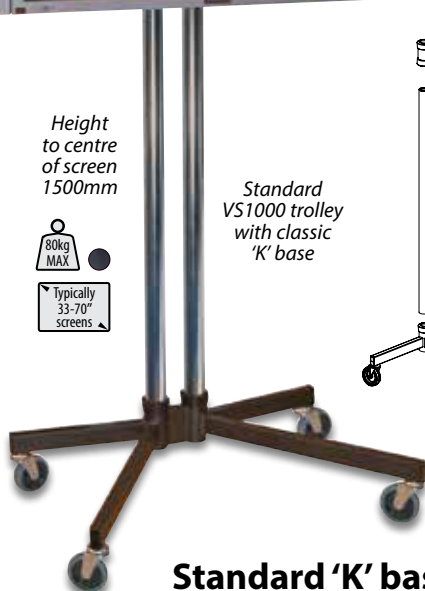
Height to centre of screen 1500mm



Standard VS1000 trolley with classic 'K' base



Heavy duty braked wheel options - see page 35.



## Standard 'K' base trolleys

### With VESA Screen Mount

Order Code

**VS1000x2-VMSV**

For 100 x 200 & 200 x 200 VESA

**VS1000x2-VMSV2**

For 300 x 300 & 400 x 400 VESA

### With Universal Screen Mount

Order Code

**VS1000x2-PS2-PZX**

For screens up to 57" (State make & model)

**VS1000x2-PS2-PZX5**

For screens up to 70" (State make & model)



Stand for single display on plinth base (shelf optional)

VS1000x2-PS2-PZX-VP1



Scimitar base with optional locking cabinet

VSS-1500x2-PS2-PZX-VLC

## Build any configuration from



### Mount Adapters

Converts Pozimount mounts (or Xactmatch mounts) to fit twin columns. Standard Allen screw fixing. Fully height adjustable.

Order Code

**PS2** Standard single screen

**PS8** Back to back screens



### Pozimount Universal Flat Screen Mount

For screens 42" to 57" plus VESA fixings 200 x 200 to 600 x 400.

Order Code

**PZX** non-tilting

**PZW** tilting



### Scimitar™ Bases

Elegant curved design.

Trolley base has 10cm non marking rubber tyred wheels.

Stand version has 1.5cm plastic feet.

Order Code

**VSS** 870w x 600d

**VSR** with BRAKED wheels

**VSX** Stand version (without wheels)

VSR base has higher spec BRAKED wheels - supports up to 105 Kg



### Standard Plinth Base

Stylish plinth base has resilient non-marking feet. Has clearance for cables routed beneath.

Order Code

**VSL** 760w x 580d



### Original 'K' Base

Still preferred by many for its robust design. Has 10cm non marking rubber tyred wheels.

Order Code

**VS1000x2-VBR** 870w x 600d

**VBR** with BRAKED wheels

VBR base has higher spec BRAKED wheels - supports up to 105 Kg



### Back-to-Back Base

With centralised column sockets for Back-to-Back screen use. Resilient non marking feet & clearance for cables routed beneath.

Order Code

**VS1000x2-VSLBB** 700w x 700d

# Choose from the standard units listed or select & assemble any of the parts to suit your needs

## VS1000 trolleys with Scimitar bases

The curved design of the Scimitar base units offers an attractive alternative to 'K' base versions.

Whichever style you choose all these trolley assemblies are available in both VESA or Universal screen mount versions.



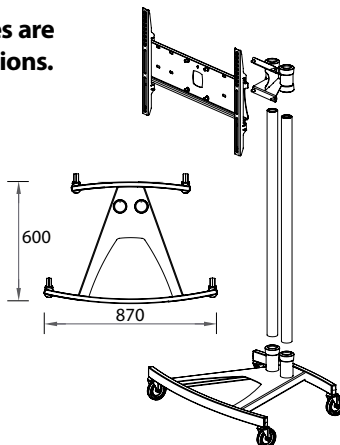
Single display  
on bolt  
down base

VSF-1500x2-PS2-PZX



Portrait  
back-to-back  
display on  
plinth base

VSLBB-1500x2-PS8-PPZX2



Heavy duty  
braked wheel  
options – see  
page 35.



Standard  
VS1000 trolley  
with Scimitar  
base

Height  
to centre  
of screen  
1500mm

80kg  
MAX  
Typically  
33-70"  
screens

## Standard Scimitar base trolleys

### With VESA Screen Mount

Order Code

**VSS-1500x2-VMSV**

For 100 x 200 & 200 x 200 VESA

**VSS-1500x2-VMSV2**

For 300 x 300 & 400 x 400 VESA

### With Universal Screen Mount

Order Code

**VSS-1500x2-PS2-PZX**

For screens up to 57" (State make & model)

**VSS-1500x2-PS2-PZX5**

For screens up to 70" (State make & model)

## the components listed below



### VESA Mount for direct column fitting

For direct fixing of screens with popular VESA sizes.

Order Code VESA fixing mm

**VMSV** 100 x 200 & 200 x 200

**VMSV2** 300 x 300 & 400 x 400



### Shelves

In metal or toughened glass.

Order Code metal / mm

**VP1** 500w x 400d

**VP2** 550w x 450d

**VP3** 300w x 300d

Order Code glass / mm

**VGS** 500w x 400d



### Locking Cabinet

For DVD players, PCs etc.  
Fully height adjustable.  
Rear panel has access for cables.

Order Code Internal Dimensions mm

**VLC** 550w x 150h x 400d



### Columns

Chrome plate finish (pair)

Order Code Length mm

**1500X2** 1500

**2000X2** 2000


Brushed Stainless Steel (each)

Order Code Length mm

**1500SS** 1500

**2000SS** 2000

(Other column lengths listed on Page 18)



### Compact Bolt Down Base

Offers minimal base footprint  
for fixed screen stands. M10 floor  
bolts (not supplied) fully recess  
into base. Trim caps neatly  
complete installation.

Order Code mm

**VSF** 400w x 300d



Order Code

**ESU** as illustrated

**ESE** (Europlug)

### 4-Way Power Sockets

These clip to the base of the  
VS1000, TC1000 and the Single  
Column Trolley range (Page 34).  
With 4m cable and 13A plug.  
European version also listed.



- \* Graceful, stylish design
- \* Neat cable management
- \* Screen mount included
- \* 4-way power socket
- \* Safety glass shelves
- \* Video Conference versions
- \* Portrait screen options
- \* Corporate colour options

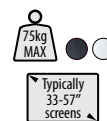


Height  
to centre  
of screen  
1500mm


Standard Axia  
Hi-level stand



Standard Axia  
Lo-level stand



Hi-level  
Stand with  
AXLC Locking  
Cabinet



Hi-level  
Plinth  
Cabinet

Height  
to centre  
of screen  
1650mm

## Hi-Level Stands

With our PZX universal screen mount. Stylish plinth base has resilient non-marking feet. 4-way power socket neatly locates behind screen.

Select toughened glass or metal shelves as required.

### Standard Hi-Level Stand

Order Code

**AX15P** for screens up to 57"

### Heavy Duty Stand

Built with increased strength for screens up to 100Kg.

Order Code

**AX17P** for screens up to 70"

## Lo-Level Stands

The quality option for corporate lounges or hospitality seating areas.

With our PZX universal screen mount. Plinth base has resilient non-marking feet. 4-way power socket neatly locates behind screen. Toughened glass shelf included.

### Standard Lo-Level Stand

Order Code

**AX10P** for screens up to 57"

### Large Screen Lo-Level Stand

Has mast increased to 1200mm to accommodate screens up to 70inch.

Order Code


**AX12P** for screens up to 70"

## Plinth Cabinet Stand

Popular for showroom or exhibition use. Lockable base for PCs, DVDs etc has resilient non-marking feet.

Order Code

**AX16P** Cabinet Base version  
Cabinet internal dims 480(w) x 400(d) x 160(h)mm



## Shelves

Toughened glass, fully edge polished or metal versions available.

Lugs fit through mast slots & screw securely into position.

Order Code glass / mm

**AXGS** 500w x 400d

**AXWS** 780w x 390d

Order Code metal / mm

**AXSS** 500w x 400d

## Axia Locking Cabinet

For DVD players, PCs etc.

Lockable drop down door.

Rear panel has access for mains and other cables.



Order Code Internal Dimensions mm

**AXLC** Size 550w x 150h x 400d



Height  
to centre  
of screen  
1600mm

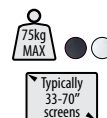


Standard Axia  
Twin screen  
trolley version



Standard Axia  
Hi-level trolley in  
optional silver

Height  
to centre  
of screen  
1600mm



Height  
to centre  
of screen  
1100mm

Lo-level  
trolley in  
optional  
silver



Heavy duty  
braked wheel  
options – see  
page 35.

## Axia Twin Screen and Video Conference Stands & Trolleys

These internally strengthened units for twin screen use cover a wide range of screen sizes. Easy to set up, using our PZX universal screen mounts. Toughened glass shelf is included.

Order Code      Stand Versions  
**AXC15P51**      screens 38" - 47"

Order Code      Trolley Versions  
**AXC15T51**      screens 38" - 47"

State make & model of screens when ordering  
Above screen video conference mounts and larger  
screen versions also available.

- Call us for any advice or assistance required

## Lo-Level Trolleys

Includes PZX universal screen mount, 7.5cm twin wheel castors and toughened glass shelf.

4-way power socket neatly locates behind screen.

### Standard Lo-Level Trolley

Order Code  
**AX10T** for screens up to 57"

### Large Screen Lo-Level Trolley

Has mast increased to 1200mm to accommodate screens up to 70inch.

Order Code  
**AX12T** for screens up to 70"

## Hi-Level Trolleys

With PZX universal screen mount and base with 7.5cm twin wheel castors. 4-way power socket neatly locates behind screen.

Select toughened glass or metal shelves as required.

### Standard Hi-Level Trolley

Order Code  
**AX15T** for screens up to 57"

### Heavy Duty Trolley

Built with increased strength for screens up to 100Kg. Base fitted with 10cm heavy duty braked castors.

Order Code  
**AX17T** for screens up to 70"

## Video Conference Mount

For most makes/models of cameras. Fits either above or below screen.

Telescopic adjustment enables camera platform to be positioned at optimum height.

Dedicated mounts for specific makes/models of cameras also available – Call us for details.

Order Code      mm  
**VCM** shelf size 340w x 260d



VCM      Height  
Adjustable  
400 – 585mm

## Axia Colour Options

With their graceful flowing curves Axia stands & trolleys already look good in their standard finishes.

Adding a corporate or individually chosen colour can dramatically enhance the effect, harmonise with interior schemes or even the screen itself.

– Call us for further details



# RHOBUS®



*Rhubus Trolley with twin screens and wide glass shelf*



With its clean lines and piano black finish the new Rhobus range of stands and trolleys answers all the needs of the corporate user – from boardroom to exhibition venue.

Choose from the simple but elegant single screen version through to multi screen units to support the very latest and best in video conferencing. Ample capacity is provided within the central mast for cabling, codec and other systems, all accessible through a locking door. Built in power socket comes as standard.

Blade style camera mounts give the option to position screens close together or opened to give separate space for the camera. Use of the optional centre infill panel provides a neat finish.

- \* Premium boardroom quality
- \* Piano black and other finishes
- \* Wide choice of screen options
- \* Discreet cable management
- \* Lockable housing for codec etc
- \* Supplied with castors & static feet



*Rhubus Stand with 46inch screen, VCM and glass shelf*

## An abundance of practical features



Swap from twin wheel castors to static feet as required



Blade style camera mount allows choice of camera & screen configurations




Simple to configure for single, twin or triple screens – edge to edge micro adjustment as standard for multi screens




4-way power socket, generous cable management & equipment space



Drop down locking door allows easy access & provides neat appearance



*Rhobus Trolley  
with triple  
portrait screens*



*Rhobus Trolley  
with 80inch  
screen & wide  
glass shelf*



## Rhobus Stands & Trolleys

Order Code

**RH100** Rhobus Single Screen version

**RH200** Rhobus Twin Screen version

**RH300** Rhobus Triple Screen version

Height to centre of screen 1400mm

## Rhobus Accessories

Order Code

mm

**RHGS1** Glass Shelf – 500(w) x 400(d)

**RHGS2** Glass Shelf – 780(w) x 390(d)

Blade style Camera Mount

Blade mount conversion shelf

Optional centre infill panel



**RHCC**  
Blade mount  
conversion shelf



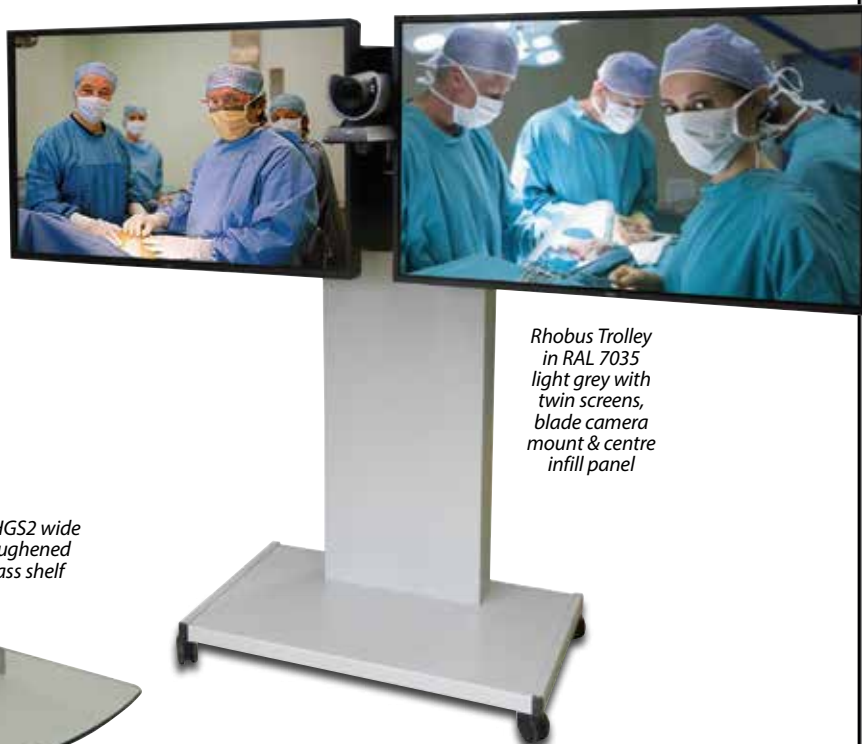
**RHCB1**  
Blade style  
camera mount



**RHP1**  
centre  
infill  
Panel



**RHGS2** wide  
toughened  
glass shelf




*Rhobus Trolley  
in RAL 7035  
light grey with  
twin screens,  
blade camera  
mount & centre  
infill panel*

\* We offer a wide range of camera mount options. Our RHCC conversion shelf is also available in versions dedicated to specific cameras. Above screen camera mounts also available –Call us for details.

# Avecta Stands & Trolleys



From boardroom to show venue – a flexible and adaptable stand system with excellent cable management. Static or wheeled versions, single or dual screen options.



## Hi-Level Stand

Height to centre of screen adjustable from 1100mm to 1500mm complete with PZX universal screen mount, 4-way power socket and all metal shelf.

Order Code

**AVHP**

## Lo-Level Stand

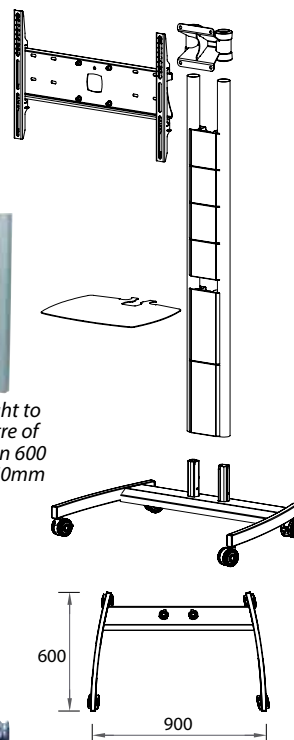
Height to centre of screen fully adjustable. Comes with PZX universal screen mount, 4-way power socket and all metal shelf.

Order Code

**AVLP**

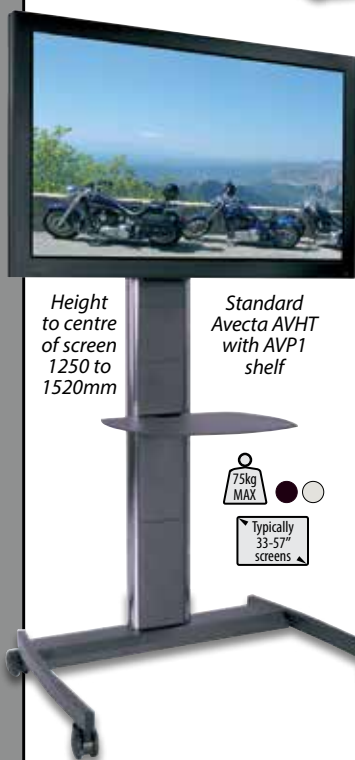
Standard  
Avecta  
AVLP

Height to  
centre of  
screen 600  
to 950mm



## Wall Mounted

Pivots to adjust viewing angle.



## Hi-level Trolley

Height to centre of screen adjustable. Trolley comes complete with PZX universal screen mount, 4-way power socket and all metal shelf.

Order Code

**AVHT**

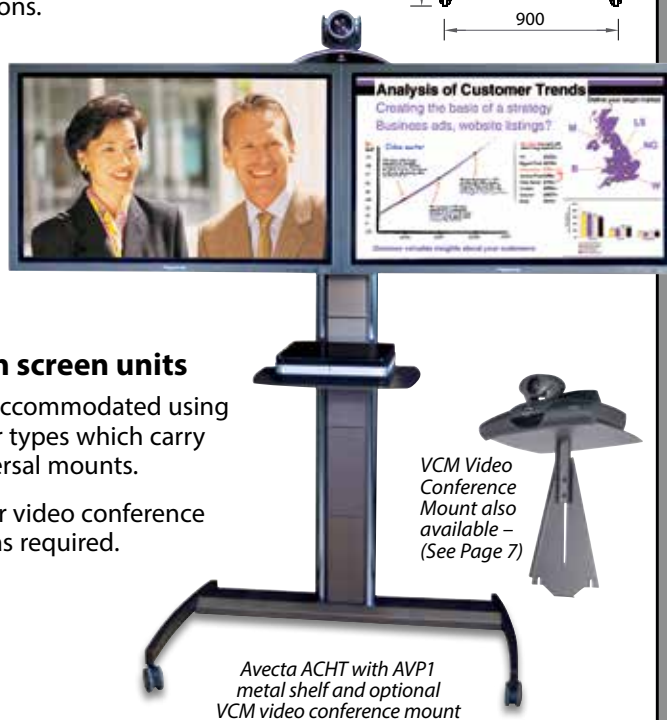
Standard  
Avecta AVHT  
with AVP1  
shelf

Height  
to centre  
of screen  
1250 to  
1520mm

## Other Avecta Versions

We also supply special Avecta stand & trolley units including back to back screen units, wall mounted or concealed base versions.

– Call us for details.



## Video conference & twin screen units

Different screen sizes can be accommodated using one of 3 central cross member types which carry our standard Pozimount universal mounts.

Comes with metal shelf. Order video conference camera mount, or glass shelf as required.

Order Code

**ACHT**

Hi-level Trolley

**ACHP**

Hi-level Stand

Typically  
33-57"  
screens

75kg  
MAX

## Avecta Accessories



## Metal Equipment Shelves

Height adjustable. Cable entry.

Order Code

mm

**AVP1** 500w x 400d

**AVP2** 550w x 450d

**AVP3** 300w x 300d



## Safety Glass Shelf

Toughened glass fully edge polished. Height adjustable. Cable entry.

Order Code

mm

**AVGS** 500w x 400d



## Locking Cabinet

Height adjustable. Door conceals into roof. Has useable top surface.

Order Code inside dimensions mm

**AVLC** 500w x 140h x 400d

## Media Screen Units & Media Cabinets



Typically  
33-57"  
screens



**ASD9** Media  
Screen Unit

### Media Screen Units

These versatile units provide secure storage for media electronics. Has rack mounting as standard and shelves optionally available. Mast and PZX mount for screens up to 57"

Order Code

**ASD5** Media Screen Unit with AVR5 Cabinet

**ASD7** Media Screen Unit with AVR7 Cabinet

**ASD9** Media Screen Unit with AVR9 Cabinet

### Media Cabinet Units

Cabinet only - with provision to add mast.

Order Code

mm

**AVR5** Standard cabinet 500w x 700h x 500d

**AVR7** Extra deep cabinet 500w x 700h x 700d

**AVR9** Oval style cabinet 500w x 700h x 500d

### Accessories

Order Code

mm

**VR500** Shelf - 500mm deep

**VR700** Shelf - 700mm deep



**AVR5** Media  
Cabinet

Readily  
converts to media  
screen unit whenever  
required



**AVR7** Extra deep  
Media Cabinet

## Popular & Specialist Stands

**Parabella**



Typically  
33-70"  
screens



**The inspirational stand system  
for exhibitions & conferences.**

- \* Curved slim design
- \* For screens 32 - 70inch
- \* Neat cable management
- \* Generous 1.8m viewing height

Order Code

**PA2** Parabella stand inc mount

State screen make & model when ordering

**TEVELLA**

### Tevella TV Stand

- \* For up to 32" screens
- \* Cables can be routed through base and column
- \* Lectern version can be used for touch screen applications
- \* Bolt down version also available
- \* Height to centre of screen 100cm

Order Code

**TVV1** Upright

**TVL1** Lectern Version

Order Code

**LBP/1000/EP5** Bolt Down Version

Typically  
15-32"  
screens



### Parabella Accessories

#### Glass Shelf



Toughened glass fully edge polished.

Order Code

mm

**PARAGS2** size 500w x 400d

#### Power Sockets

In special housing to fit Parabella stand with 4.5m cord.



Order Code

**PARAES4B** UK 4-way power socket

**PARAES4EB** 4-way Euro version

**TABLEAU**

### Large Screen Lectern



Height  
to centre  
of screen  
1200mm

Typically  
33-70"  
screens



A rigid and stable platform designed specifically for touch screen use and screens up to 70inch.

Mast incorporates two compartments 200(w) x 90(d) x 280(h) to house small PCs or other electronics together with cabling. Special versions also available with large capacity housing beneath the display.

Base unit has resilient non marking feet and clearance for cables routed beneath.

Order Code

**TL1-PZX1** for screens 42" - 57"

**TL1-PZX5** for screens 50" - 70"

State screen make & model when ordering

## Axia<sup>®</sup> Titan

Designed for large format or multi-screen applications, these trolleys incorporate heavier mast sections and increased base footprint to accommodate large screen sizes and heavier loads. Axia Titan trolleys come in 3 versions:

- \* **Fixed Height**
- \* **Manual Easy Lift**
- \* **PowaLift with Remote**

*Safety Note: Safety must always be the first priority when handling large / heavy screens, which should be installed by qualified personnel using appropriate lifting equipment. Manoeuvre and position trolleys only on flat even surfaces.*

### Manual Easy Lift

Smooth 'ratchet action' for easy lifting. Practical, reliable and immune from show venue power outages!



### Manual Easy Lift Trolley For Screens up to 90"

Order Code  
**AXW20** 1.5m to 2.5m centre of screen

### PowaLift Electronic

#### Axia Titan PowaLift Versions. – Smooth powered vertical travel for screens up to 108"

These trolleys incorporate a powerful linear drive system within the heavy duty mast. Supplied with hand held remote and manual switch option as standard.

Order Code  
**AXL15T2H** for screens up to 90"  
**AXL15T2J** for screens up to 108"

CE approved &  
DDA compliant

Typically  
70 - 108"  
screens

250kg  
MAX




### Fixed Height

#### For Screens up to 90"

Order Code  
**AX15T2H** 1.5m to centre of screen  
**AX20T2H** 2m to centre of screen

#### For Screens up to 108"

Order Code  
**AX15T2J** 1.5m to centre of screen  
**AX20T2J** 2m to centre of screen



## Motorised Stands & Trolleys



Electronic control & PowaLift technology combine in these versatile units.

- \* Safe, smooth operation
- \* Well proven technology
- \* Quality, long life components
- \* For screens 33 to 70 inch
- \* Remote, direct switched or controllable from your laptop

Operated by wireless remote or manual switch, screens can be commanded to rise or descend smoothly through 500mm, stopping safely at any point.

These units serve many requirements, particularly in the field of Special Needs, enabling young children or wheel chair users to interact with touch screens. 'Touch of a button' height control also makes it easy to move from one location to another through doorways.

Supplied with screen mount, hand held remote and manual switch as standard.



### Trolley Version

Order Code

**AVMT1** 33" to 57"

**AVMT2** 58" to 70"

State make & model of screen



### Laptop platform

Order Code

**AVML** Laptop Platform



### Floor to Wall Version

Using the same proven mast technology as our trolley version these units allow fixed installation with the benefit of compactness and slim profile.

Order Code

**AVMW1** 33" to 57"

**AVMW2** 58" to 70"

State make & model of screen



## Table Stands for screens 40 – 80 inches

A wide range for home cinema or corporate use.



Standard PFT1 stand with universal mount



Our table stands are available in two versions: Screens from 40 to 57 inch fit neatly on our standard PFT1 stand which has a universal mount to cover most VESA sizes.

Screens up to 80 inch are covered by our dedicated model range designed and manufactured for each make & model listed.

All versions have resilient non marking feet.

Order Code

**PFT1** Universal 40" to 57"

**PFL3** Dedicated 58" to 80"

State screen make & model when ordering



Illustration shows 80 inch screen version from our dedicated model range



## Dedicated Screen Mounts



### Approved mounts specifically designed for each make and model of screen listed

Xactmatch mounts take all the guesswork out of ordering and installing screen mounts whatever the make or model and whether stand, trolley, wall or ceiling fixed. Our range covers all popular makes of screens and are available in landscape or portrait versions.

- \* **Factory designed & tested for each screen model**
- \* **Cable entry & cooling vent positions allowed for**
- \* **Landscape and portrait versions for all models**
- \* **Correct screen fixings included**



PLX1

#### Slimline Flat Mounts (Landscape)

Order Code

**PLX1** Screens up to 57" landscape

**PLX2** Screens 58" to 70" landscape


**PLX3** Screens 71" to 90" landscape

#### Slimline Flat Mounts (Portrait)

Order Code

**PPX1** Screens up to 57" portrait

**PPX2** Screens 58" to 70" portrait



Typical Mounts shown  
– sizes vary according to screen

State screen make & model when ordering



PLW1

#### Tilting Mounts (Landscape)

Order Code

**PLW1** Screens up to 57"

**PLW2** Screens 58" to 70"

**PLW3** Screens 71" to 90"

**PLW4** Screens 91" to 108"


#### Tilting Mounts (Portrait)

Order Code

**PPW1** Screens up to 57"

**PPW2** Screens 58" to 70"

**PPW3** Screens 71" to 90"



Typical Mounts shown  
– sizes vary according to screen

PLW4  
Panasonic 103"

State screen make & model

## Xactmatch Rota Mounts

Smoothly rotate screens from landscape to portrait and anywhere in between.

Rota Mount RTM1 is designed to fit most Unicol stand & trolley models or floor to ceiling systems and can also be direct wall fixed if required. In-built safety stops allow precise indexing to both landscape and portrait positions.

Use Rota Mount in conjunction with any of our range of Exactmatch slimline flat mounts, stating make & model of screen when ordering.

Order Code

**RTM1** Screens up to 70"



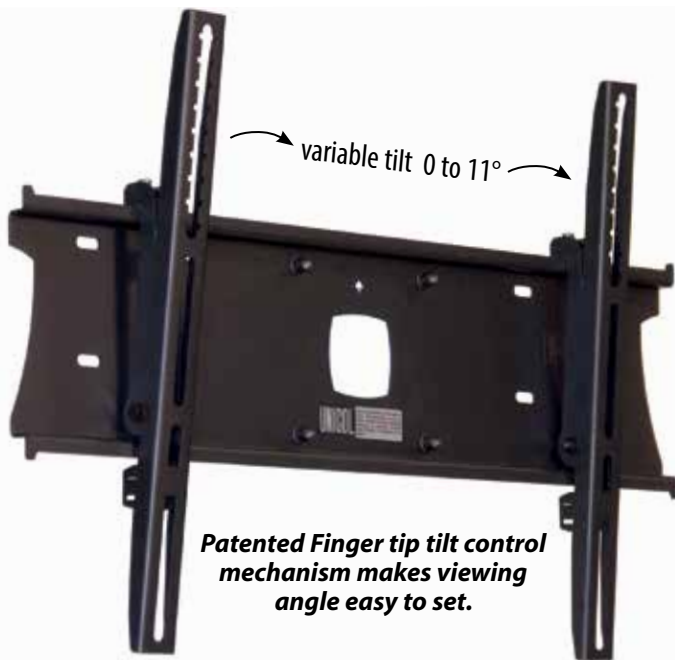
**Safety Note:** Ensure safe cable management when using Rota Mount units. Cables should be sheathed or otherwise protected and have sufficient freedom of movement.



Higher capacity Rota Mounts for screens up to 103" (see illustration) also available – Call us for details.

**pozimount®**

## Universal range of flat screen mounts



- \* Industry standard quality product
- \* Fully adjustable – accommodates wide range of screen fixings including VESA
- \* Use direct fixed to wall, also fits all stands, wall arms or ceiling mounts in our range
- \* Universal screen fixing kit supplied
- \* Versions in landscape and portrait
- \* Supports up to 60kg
- \* Inbuilt screen levelling
- \* Security options
- \* Flat to wall & tilt version available



### Pozimount 400

For screens – typically from 32" to 57"  
VESA 200 x 200 to 400 x 400

#### Flat to Wall Version

Order Code  
**PZX3** depth from wall 45mm

#### Tilting Version

Order Code  
**PZW3** depth from wall 55mm

Overall width / height of mount - **465mm x 440mm**



### MOUNT SELECTOR

**Choose the Pozimount most suited to the fixings (VESA sizes) used on your screen. Each mount is supplied with Universal fixing pack covering screw sizes M4, M5, M6 & M8.**

### Pozimount – Portrait

For screens – typically from 40" to 57"  
VESA 300 x 300 to 400 x 800

#### Flat to Wall Version

Order Code  
**PPZX6** depth from wall 45mm

Overall width / height of mount - **465mm x 870mm**

**Tilt Version** (intended for column suspension mounting - add column adapter PS7, column & ceiling plate).



### Pozimount 600

For screens – typically from 42" to 57"  
VESA 200 x 200 to 600 x 400

#### Flat to Wall Version

Order Code  
**PZX1** depth from wall 45mm

#### Tilting Version

Order Code  
**PZW1** depth from wall 55mm

Overall width / height of mount - **665mm x 440mm**



### Pozimount 800

For screens – typically from 50" to 70"  
VESA 300 x 300 to 800 x 400

#### Flat to Wall Version

Order Code  
**PZX5** depth from wall 45mm

Overall width / height of mount - **865mm x 440mm**



\* See our Exactmatch range for tilting mounts covering screen sizes 58 to 90".

### Stainless Steel Options

We offer stainless Pozimounts to combat harsh environments when using waterproof / IP rated screens.

### Pozimount 400SS

Order Code  
**SS\_PZX3**

### Pozimount 600SS

Order Code  
**SS\_PZX1**

\* We also offer all stainless steel installation components when using these mounts for ceiling suspension – Call us for details



## Trade Packs for screen suspension

These 'package priced' kits offer ease and convenience for specifiers and installers, combining the necessary ceiling plate, column & Universal tilting mount for a typical installation.

Three column lengths are listed to suit different ceiling heights. Trade Packs consist of Ceiling plate, Column & Mount(s).



### Single Screen Trade Packs for VESA 200 x 200 to 600 x 400

Order Code

**KP110CB** with 1m suspension column

**KP120CB** with 2m suspension column

**KP130CB** with 3m suspension column



KP110CB



### Back to Back Twin Screen Trade Packs for VESA 200 x 200 to 600 x 400

Order Code

**KP110DB** with 1m suspension column

**KP120DB** with 2m suspension column

**KP130DB** with 3m suspension column



KP110DB



### Wall Arm Trade Packs for VESA 200 x 200 to 600 x 400

Order Code

**KPWB** Direct coupled

**KP105WB** with 50cm suspension column

**KP110WB** with 1m suspension column



KPWB

## Slim Profile Mounts

### Versus Thin Mount Range

As screens become thinner and lighter it is only natural to have a mounting system that shows off the virtues of Direct and Edge Lit LED technology.

This new range of screen mounts is available in wall, stand or ceiling versions, tilting & non-tilting. The ceiling and trolley versions are supplied with dedicated column adapters, (single column for ceiling mounting and twin for VS1000 trolley mounting).

The non-tilting version is only 26mm deep from back plate to rear of screen, (tilting 40mm) and fits most popular VESA fixing centres 200, 300, 400 & 600 x 400.

### Ceiling Mount Version

Order Code

**VZXC1** Non-tilting

**VZWC1** 5 & 10 degrees tilt

Add ceiling plate and column as required

### Wall Mount Only

Order Code

**VZXW1** Non-tilting


**VZWV1** 5 & 10 degrees tilt

### VS1000 Trolley Version

Order Code

**VZXV1** Non-tilting

**VZVW1** 5 & 10 degrees tilt



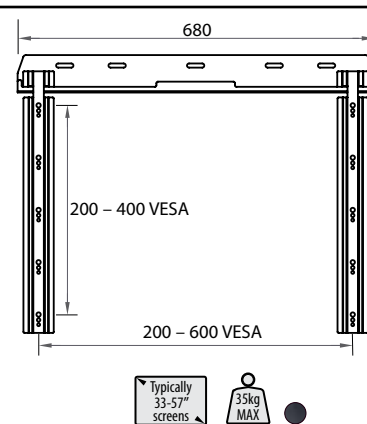
### Excalibur Ultra Slim Universal Wall Mount

- \* Only 7.5 millimetres thin!
- \* For screens up to 57" (max 35Kg)
- \* Fits all of the following VESA sizes: 200x200 / 300x300 / 400x400 / 600x400

Order Code

**UTM** for screens up to 57" (max 35Kg)

(Caution: Do check that your screen has cabling connections which allow the use of a slim style wall mount and do not protrude excessively from the rear).



## Small Screen Mount Range



### Slim-line Wall Mount

- \* for displays up to 21"

Order Code

**LVC** VESA up to 100 x 100



### Clip-On Slim-line Wall Mount

Easy to use, fits most screens and has concealed security screw.

- \* for displays up to 32"
- \* VESA 75 x 75, 100 x 100, 200 x 100

Order Code

**SVC1** VESA up to 200 x 100

**SVC2** VESA only 200 x 200



### Swivel & Tilt Mount

- \* for displays up to 21"
- \* VESA 75 x 75 and 100 x 100

Order Code

**LVA** Tilt Only

**LVB** Swivel & Tilt



### Lectern style screen mount

For use with touch screens or in show room displays. Tilt angle fully adjustable.

- \* for displays up to 32"
- \* VESA 75 x 75, 100 x 100, 200 x 200

Order Code

**SEV1** VESA up to 200 x 200



### Tilting Wall Mount

- \* for displays up to 32"

Order Code

**STV1** VESA up to 200 x 200



### Suspension unit with swivel & tilt

Use with any Unicol ceiling or wall suspension equipment.

Order Code

**SCV1** VESA up to 200 x 200

# Installation Components



has cable entry



## Standard Ceiling Plate

Use with any column length for suspension of projectors & single screens up to 57".

Order Code Plate holes mm  
**CP1** 120 x 120



has cable entry



## Tube Clamp

For suspending screens from lighting gantries, show stands or other structures. Screens up to 57".

Order Code  
**TM05** for 50mm tubes



has cable entry



## Large Ceiling Plate

For long column or heavy installations typically up to 70" or twin 57" screens.

Order Code Plate holes mm  
**CP2** 240 x 240



has cable entry



## Truss Clamp

For suspending screens from standard Truss.

- for truss 40 - 60mm dia

Order Code  
**CT1** up to 57"



## Stub Column Ceiling Plate

Useful in low headroom situations. Allows direct connection of Unicol PSU projector mounts etc.

Order Code Plate holes mm  
**CP3** 120 x 120  
**CP4** 240 x 240



has cable entry



## Girder Clamps

For girders 75 to 250mm & 350mm wide. Adjustable from level to extreme angles of tilt.

Order Code Span mm  
**GC25** 250  
350

Wider span versions available.



has cable entry



## Anti-Vibration Ceiling Plate

Internal damping system provides floating action to reduce vibration from above.

\* plate holes 120 x 185mm  
Order Code Plate holes mm  
**CPAV1** 120 x 185



has cable entry



## Tilting Ceiling Plate

For sloping or 'out of level' installations. Projectors & single screens up to 57".

Order Code Plate holes mm  
**CP6** 120 x 120



Illustration shows 300mm version



## Pipe Clamps

Available in a wide range of sizes. Please state pipe diameter when ordering.

Typical mount for 75 - 300mm pipe shown.


Order Code  
**TM530**



## Pillar Clamps

We manufacture these clamps in a wide range of sizes for circular pillars.

Order Code  
**VCC1** Single Arm  
**VCC2** Double Arm  
(Triple-arm versions available - Call for details)



## Column Coupler

To enable columns with 'through bolt' holes to be joined together for vertical suspension. Coupler conceals neatly within column.

Order Code  
**CC**



## Trim Disc

Gives a neat finish where columns pass through suspended ceilings.

Order Code  
**TD1**

## Blanking Disc

Will blank any unwanted holes in ceiling tiles from 6mm to 60mm.

Order Code  
**TDB1**



We also offer non standard lengths per cm

	Chrome finish	StainlessSteel
mm	Order Code	Order Code
500	<b>500</b>	<b>SS 500</b>
1000	<b>1000</b>	<b>1000</b>
1500	<b>1500</b>	<b>1500</b>
2000	<b>2000</b>	<b>2000</b>
2500	<b>2500</b>	<b>2500</b>
3000	<b>3000</b>	<b>3000</b>

Safety 'through bolt' holes must be used for suspension applications



## Safety Locking Ring

Necessary at the lower end of any ceiling suspension installation using column mounted components, where safety 'through bolts' are absent.

Order Code  
**LR**

# Installation Components



## Compact Bolt Down Bases

Offer minimal base footprint for fixed screen stands. M10 floor bolts fully recess into base. Trim caps neatly complete installation.

Order Code mm

**ESF** Single – 290w x 240d

**VSF** Twin – 400w x 300d



## Twin Ceiling Plates

For suspension of screens over 50" and floor to ceiling column installations using Floor Plates FP3 or FP8 (see below).

Order Code Plate holes mm

**CP8** 220 x 180



## Single Column Tilting Adapter

Use with Pozimount and Xactmatch mounts when ceiling suspended.

\* Variable tilt to 15°

\* 360° swivel

Order Code

**PS7**



## Swivel Twin Ceiling Plate

For suspension of screens over 50" using any column length.

\* 360° swivel

Order Code Plate holes mm

**CP9** 240 x 240



## Single Column Adapters

Use in conjunction with Pozimount and Xactmatch mounts to position screens vertically on columns. Can also be used for fixing single columns to walls.

Order Code

**PS3U1** As illustrated, for screens 33"-70"

**PS5TB** Back-to-Back version



## Twin Column Adapters

Use in conjunction with Pozimount and Xactmatch mounts to position screens vertically on columns. Can also be used for fixing twin columns to walls.

Order Code

**PS3V1** Twin column - 33" to 70"

**PS8** Back-to-Back version



## Single Suspension Adapters

Single column mount adapter for Pozimount and Xactmatch mounts when used for ceiling suspension.

\* 360° swivel

Order Code

**PS1** Single column - up to 70"



## Twin Column Suspension Adapter

Twin column mount adapter for Pozimount and Xactmatch mounts when used for ceiling suspension.

Order Code

**PS12** Twin column - up to 70"



## Back-to-Back Suspension Adapter

Single column mount adapter for Pozimount and Xactmatch mounts when used for ceiling suspension.

Order Code

**PS5** up to 70"




## Twin Column Back-to-Back Suspension Adapter

We advise the use of Twin Column suspension for large / heavy back to back installations or screens which may be subject to stress or wind loads.

Order Code

**PS4** up to 70"



## Floor to ceiling Column Coupler

For mounting screens on two part columns.

Order Code

**PS6U1** for screens - 33" to 70"




## Twin Column Floor to Ceiling Couplers

For mounting screens on two part columns.

Order Code

**PS6V1** VS Range - 33" to 70"



## Floor to Ceiling Base Plates

In single or twin column versions. Columns locate securely over bushes to give neat appearance.

Order Code

**FP1** Use with CP1 (see page 18)

**FP8** Use with CP8 (see above)

## Custom Made Accessories

We offer a service in making all kinds of special or non-standard accessories – Call us when planning your next installation.



## UNICOL PANARM™

## Range of Swivel Arms

**All steel, lasting quality, user adjustable joint tensioning, full swivel & tilt plus screen levelling**



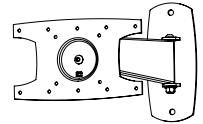
EU Registered Design

### Compact Single Arm for screens up to 32inch

Full left/right swivel. Arm folds to wall 6.7cm and extends to 26cm to allow wide range of viewing angles. Mount plate fits all small screen VESA sizes, has tilt to 10 degrees plus screen levelling fine adjustment.

Order Code

**SRV** Fits VESA 75 x 75, 100 x 100, 200 x 100



Typically  
15-32"  
screens

20kg  
MAX



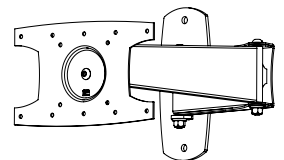
EU Registered Design

### Compact Dual Arm for screens up to 32inch

The extra versatility of our dual arm units provide increased viewing flexibility – good also in alcoves or corner situations. Unit folds 7.7cm to wall and reaches 46cm fully extended. Mount plate fits all small screen VESA sizes, has tilt to 10 degrees plus screen levelling fine adjustment.

Order Code

**SSV** Fits VESA 75 x 75, 100 x 100, 200 x 100

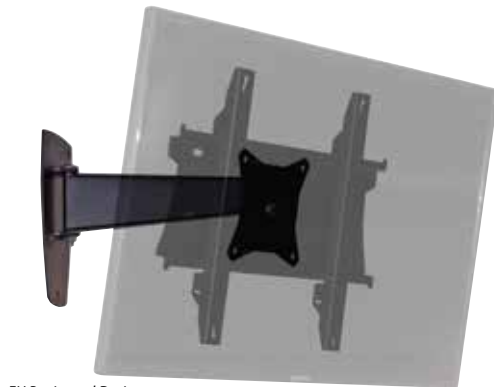


Typically  
15-32"  
screens

20kg  
MAX



**These heavy duty (35Kg rated) swivel arms are fitted with our Pozimount universal screen mounts. Each arm version (single or dual) is listed with mounts suitable for either standard or small screen / portrait use.**



EU Registered Design

### HD Single Arm For screens up to 57inch

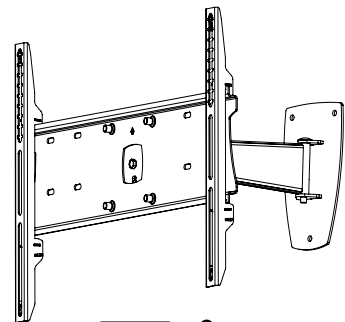
Arm fully extends to 43cm (11.5cm when folded flat) has full swivel & tilt plus screen levelling feature.

Order Code

**PLS1X1** Fits VESA 200 x 200 to 600 x 400  
(With Pozimount PZX1 for most standard applications)


**PLS1X3** Fits VESA 200 x 200 to 400 x 400  
(With Pozimount PZX3 for small (32") screens or portrait mounting)

(For full Pozimount details see page 15)



Typically  
33-57"  
screens

35kg  
MAX



EU Registered Design

### HD Dual Arm For screens up to 57inch

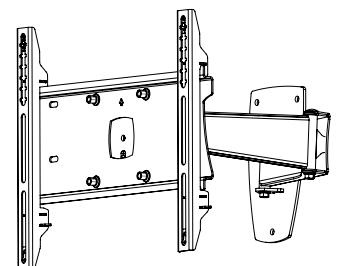
Offers enhanced degree of adjustment for more extreme viewing angles – Arm fully extends to 73cm (15.5cm when folded flat) has full swivel & tilt plus screen levelling feature.

Order Code

**PLA1X1** Fits VESA 200 x 200 to 600 x 400  
(With Pozimount PZX1 for most standard applications)

**PLA1X3** Fits VESA 200 x 200 to 400 x 400  
(With Pozimount PZX3 for small (32") screens or portrait mounting)

(For full Pozimount details see page 15)



Typically  
33-57"  
screens

35kg  
MAX



## UNICOL Wall Arm System

### Wall suspension for screens, projectors, guardboxes etc.

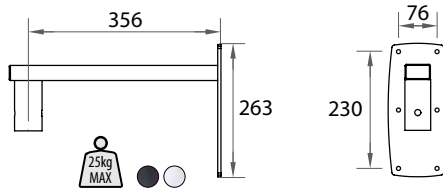
These standard wall arm units are designed for use with any of our screen or projector mounts, guardboxes etc.

We manufacture two versions; WB1 allows direct connection of mount (using PS1 suspension adapter) and WB2 as a suspension column version. Wall arms can be fitted with any Unicol screen or projector mount listed in this catalogue.

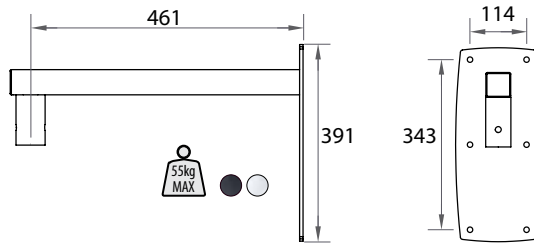
See pages 14 & 15 for screen mounts and page 19 for PS1 adapter.



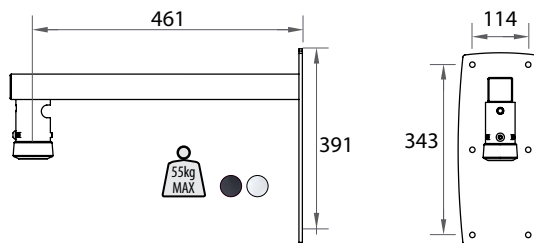
Order Code  
**WB0** Peg  
**WB02** Socket



Order Code  
**WB1** Peg



Order Code  
**WB2** Socket



Other arm lengths are available – Call us for details.

### HD "Parallel Action" Dual Arm for screens up to 70inch

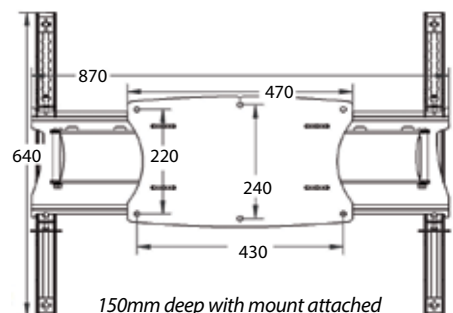
Robust construction for screens up to 60Kg. Able to swivel left or right as well as track in and out in a parallel manner where its use in alcoves (but not exclusively) works particularly well.

Unit fully extends to 52cm. 10.2cm when closed.

Order Code  
**PLA2X5** Fits VESA 300 x 300 to 800 x 400  
(Comes with Pozimount PZX5 for large screen fixing)



Typically 58-70" screens  
60kg MAX



150mm deep with mount attached

## Outdoor Housings

- \* IP53 rated with vandal resistant screen protection
- \* Wall, ceiling or back-to-back mountable
- \* Wide range of sizes available – 32" to 80" screens
- \* Heating / cooling in response to ambient temperatures
- \* User replaceable cartridge style air filtration
- \*

Order Code

**ODH0** 30" to 32"

**ODH1** 33" to 57"

**ODH2** 58" to 70"

**ODH3** 80"

Anti-reflective screen – add

Typically  
30-80"  
screens

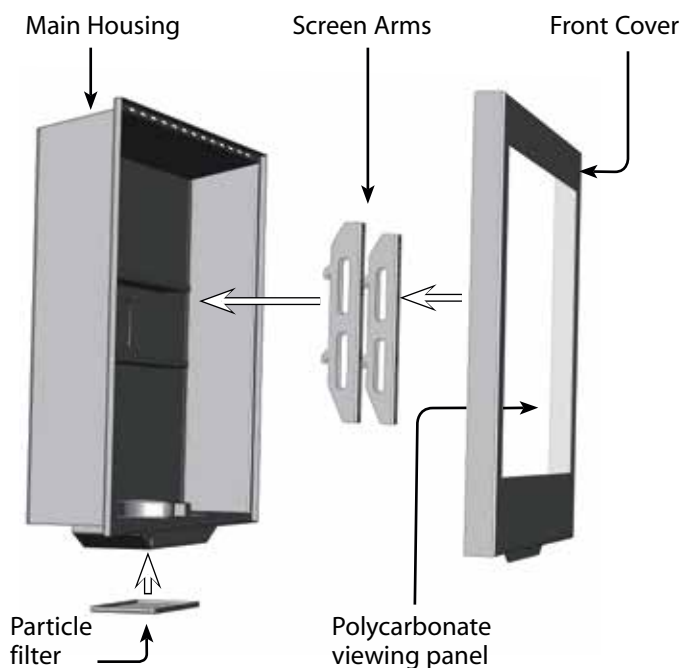


Unicol pioneered the development of outdoor housings and has unrivalled experience in this specialised field. Our well proven range of housings go from small screen monitors used in harsh environments right up to the latest 80inch large format screens.

All are constructed in 1050 grade aluminium and utilise high quality temperature control components within. Screen viewing panels in impact resistant polycarbonate are incorporated as standard, toughened or laminated glass is also available as an option.




Heathrow Express - Paddington



Dual hi/lo  
temperature  
regulator

2-way metalclad  
Power Socket



# Protective Covers & Interactive Display Products



## Screen Protective Covers

5mm thick, clear, anti-shatter screen with a metal bezel provides a durable front cover for screens.

We can supply bespoke versions in branded colours including logos. Anti-reflective screens and portrait versions are also available.

Order Code

**PCL0** 15" to 32"

**PCL1** 33" to 57"

**PCL2** 58" to 70"

Typically  
15-70"  
screens

\* Portrait versions also available - call for details.

Anti-reflective screen – additional price



These screen covers were finished in corporate colours to the customers requirements



Tesco Stores

## Rear Covers

We design and manufacture custom made rear covers for a wide range of screen sizes. These enhance any installation and provide a neat appearance enabling cables & connections to be hidden when screens are installed in open areas.

Full screen versions or partial covers to enclose only the cables & connections are available.

Order Code

**BCW1** Full covers - screens 33" to 57"

**BCW2** Full covers - screens 58" to 70"

Typically  
33-70"  
screens

Call us for details quoting make & model of screens being installed



Birmingham Bullring



Universal  
Mount  
Version

Housing inner dimensions  
320(w) x 100(d) x 330(h) mm

## Screen Mount / PC housing combinations

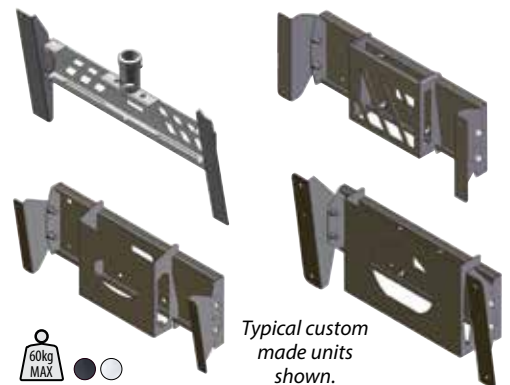
We manufacture screen mounts incorporating housings for small form factor PC's. These units greatly reduce installation time. Units are listed below incorporating our Pozimount universal mounts in tilting & non-tilting versions.

Custom made, security locking versions & power socket options also available.

Order Code

**PCZW** Universal PC Housing Tilting

**PCZX** Universal PC Housing non-Tilting




60kg  
MAX


Typical custom  
made units  
shown.

State make & model of screen & PC to be housed

## Electronic Voting System Holders



Surface desk  
mounted  
version



Under desk  
retractable cord  
version

Provides easy but secure use and location of interactive electronic voting units. Two versions available; surface desk mounted and a cord retractable version for discrete under desk fixing.

Order Code

**BAL1** surface desk mounted

**BAL2** under desk cord retract version

## ADAPTA-WALL®

Patent Pending Registered Design

**The installer friendly Pop Out mount with 'push to open' – 'push to close' latching.**

- \* Gentle 'Pop out' action allows screen to emerge clear of adjacent units for easy set-up and access.
- \* Accommodates the widest range of screen fixings; VESA 200 x 200 to 800 x 400mm.
- \* Easy screen adjustment in all planes.
- \* Spacer templates available for easy wall mounting – state screen make & model
- \* Integrates with our Adapt-Wall structure for free-standing, floor to ceiling, floor to wall & ceiling suspended installations.
- \* Push to close latching pressure adjustable for thin or fragile screens.
- \* Optional 'pull cord' security feature prevents unauthorised 'Pop out' operation in public areas or any situation required.
- \* For screens up to 45Kg.

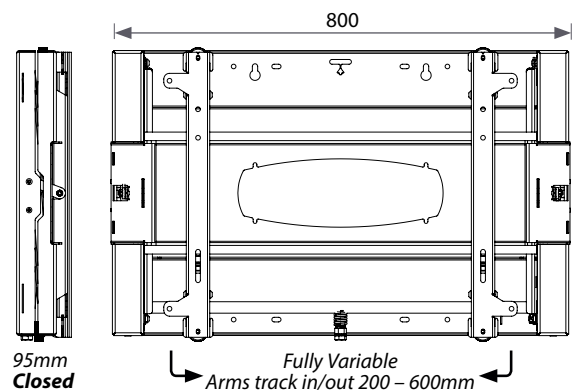


### Standard Version

Order Code  
**VWP1**

Ideal for most video wall applications and covering a wide range of VESA sizes. As with all Adapta-Wall mounts comes complete with fine adjustment features for accurate screen positioning.

Fits VESA  
200 x 200mm  
300 x 300mm  
400 x 400mm  
600 x 400mm  
(and any screen fixings in between)

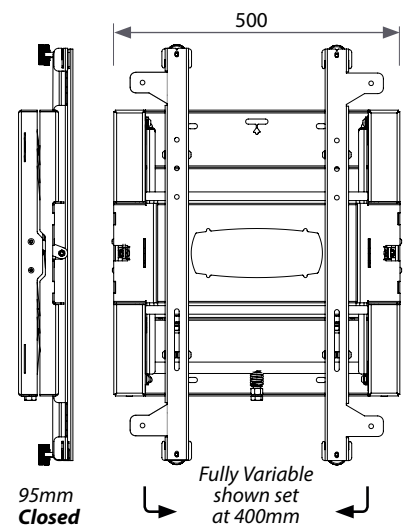


### Portrait Version

Order Code  
**VWP2**

The compact (500mm) width of this version allows use of screens in portrait mode whilst accommodating a wide range of VESA sizes.

Fits VESA  
200 x 200mm  
300 x 300mm  
400 x 400mm  
400 x 600mm  
(and any screen fixings in between)

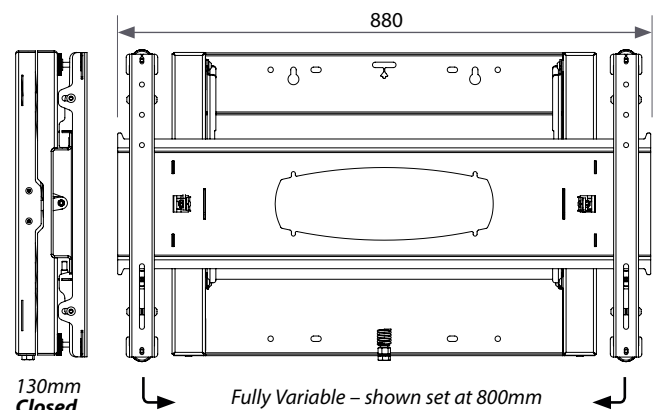


### Stretched Version

Order Code  
**VWP3**

The extra width (880mm) of this version enables screens with VESA fixings of up to 800 x 400mm to be accommodated.

Fits VESA  
200 x 200mm  
300 x 300mm  
400 x 400mm  
400 x 600mm  
400 x 800mm  
(and any screen fixings in between)



\* All versions can be direct wall fixed or used in conjunction with our Adapta-Wall structure system fittings

# Adapta-Wall Video Wall Structure System

Our Adapta-Wall structure system enable all forms of video walls to be constructed using standard Unicol column lengths (see Page 18) in conjunction with the fittings listed below. Adapta-wall pop-out mounts may then be directly fitted. All items are available ex stock.



## Twin Column Structures

For Floor to Ceiling installations;

Select Floor Plates VWPA4, U-Clamps VWPA5, Twin Ceiling Plates VWPA2. Add Columns & Pop Out mounts to complete.

For Floor to Wall installations;

Select Floor Plates VWPA4, U-Clamps VWPA5, Wall Plates VWPA9. Add Columns & Pop Out mounts to complete.

## Four Column Structures

For Free Standing installations;

Select Quad Base Units VWPA8, U-Clamps VWPA5, Tie Braces TC456. Add Columns & Pop Out mounts to complete.

For Ceiling Suspended installations;


Select Quad Ceiling Plates VWPA10, U-Clamps VWPA5, Tie Braces TC456 & Locking Rings LR. Add Columns & Pop Out mounts to complete.



## Ceiling Suspended



## Floor to Ceiling



## Free Standing

– Call us for technical advice on any project being considered. Full video wall information sheet also available.



3x3x46" Ceiling Suspended video wall, Cheshire University



8x4x55" Curved video wall Emirates Airline, Thames cable car, London

## Video Wall Structure Components



### Ceiling & Wall Plates

Order Code

**VWPA10**

Quad Ceiling Plate

**VWPA2**

Twin Ceiling Plate

**VWPA9**

Wall Plate

VWPA9




### Tie Braces (pair)

Use with 4 column structures. These neat units connect to the vertical columns and carry a horizontal tie column to form a rigid video wall structure.

Order Code

**VWPA1**

Tie braces (pair)



### Base Units & Floor Plates

Order Code

**VWPA8**

Quad Base Unit

**VWPA4**

Twin Floor Plate



### U-Clamps (set of four)

To fit Adaptawall mounts to columns.

Order Code

**VWPA5**

U-Clamps



### Locking Rings (column safety end stop)

For ceiling suspension installations.

Order Code


**LR**

## AV Roller Trak™

Ideal for retail and other applications to enable screens to be tracked in / out or from side to side, thus opening exciting possibilities for window displays, dynamic presentations, servicing needs or just access for screen / storefront cleaning.

AV Roller Trak system consists of track lengths of standardised design which carry smooth running ball bearing trolley units. Standard Unicol column lengths and screen mounts complete the installation which can be either ceiling suspended, floor to ceiling or floor fixed as a multi track system.

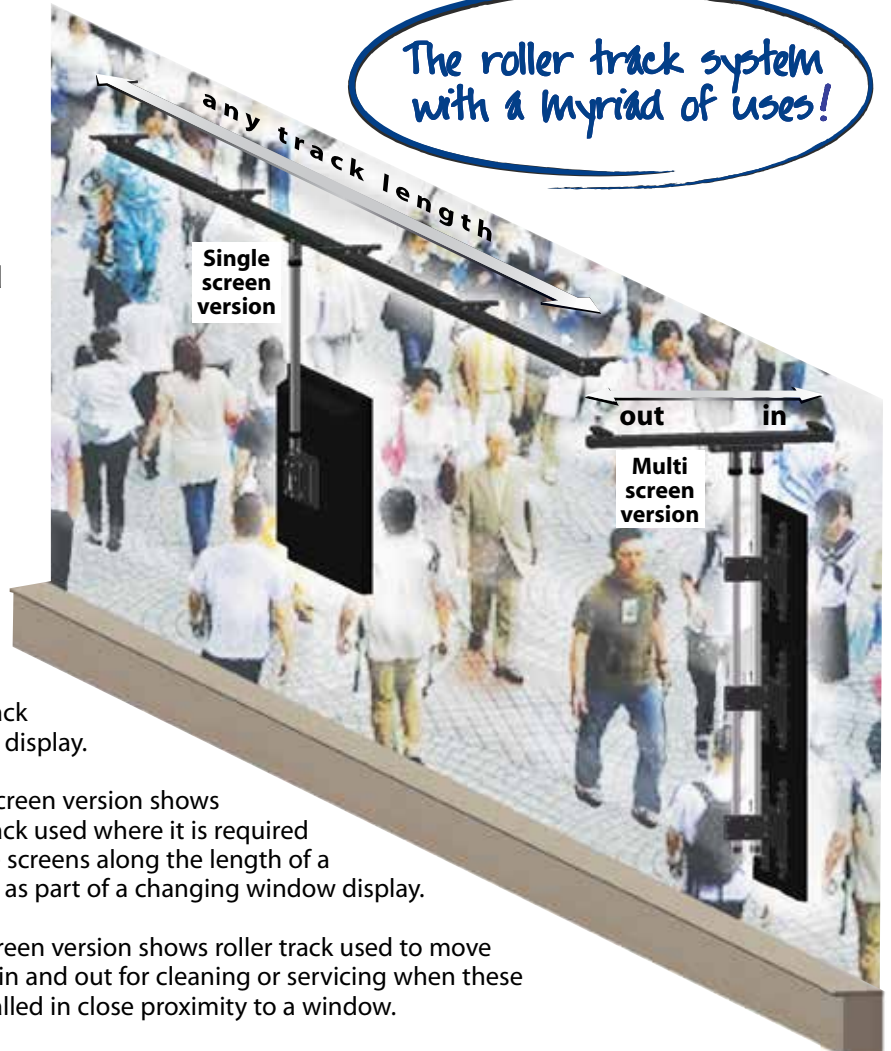
- \* Smooth, easy operation
- \* For single or multiple screens
- \* Wide choice of track lengths
- \* Swivel or Rotamount options
- \* Use with Unicol mounts, column lengths & other accessories listed



Typical roller track window display.

Single screen version shows roller track used where it is required to move screens along the length of a window as part of a changing window display.

Multi screen version shows roller track used to move screens in and out for cleaning or servicing when these are installed in close proximity to a window.



*The roller track system with a myriad of uses!*



AV Roller Trak shown here with twin suspension columns for multi screen use. Single screens up to 70inch can be accommodated on the single column roller track version.

This same roller track system can be used as part of a floor fixed track system.

– Call us for full system details when planning your installation.

# ScreenRail Universal Mounts




**ScreenRail™**

Photo courtesy of Pioneer Digital Solutions

## ScreenRail Universal Multi-Display System

A highly adaptable rail system for mounting flat screens in-line, in any number. –Ideal for Digital Menus, Telepresence, basic Videowalls etc.

ScreenRail system comprises a choice of 3 standard rail modules and a range of screen arms to cover all applications. The screen arms are listed in standard non tilting & tilting versions & for displays in portrait or landscape. Other options include micro adjustable arms for precision alignment of screen faces.



2 x MD2U70 shown  
with PZF3 Arms

## How to order

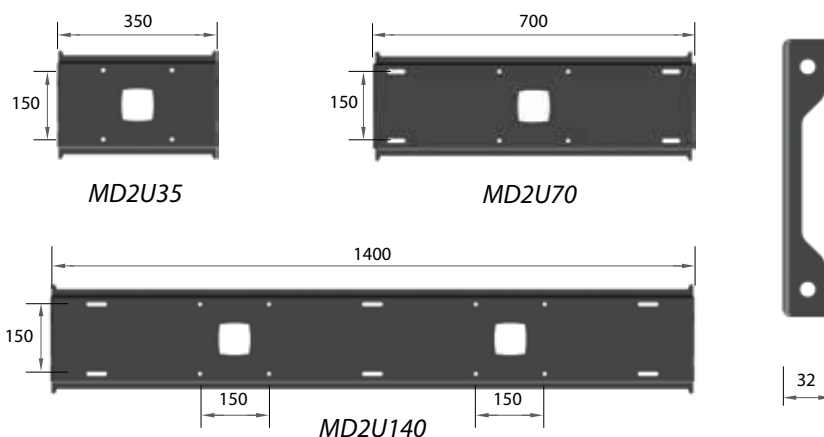
Select any combination of rail modules and screen arms for your installation. (Total rail length should be just shorter than the total length of the display to allow the screen arms ample latitude when fitted to the VESA locations).

## Rail Modules

In 3 standard lengths, all with identical section profile for full interchangeability. Provision for bolting together as required. May be direct wall fixed, with or without tilt extension brackets (SR10 / SR20) or ceiling suspended.

Order Code	mm
<b>MD2U35</b>	350(w) x 45(d)
<b>MD2U70</b>	700(w) x 45(d)
<b>MD2U140</b>	1400(w) x 45(d)


Other lengths available to order.



## Standard Arms

As used on our Pozimount universal mounts. Supplied with M4, M5, M6 & M8 fixing screws. Arms incorporate 5mm screen levelling feature and are 45mm deep.


Order Code	length
<b>PZF3</b>	440mm
<b>PZF5</b>	640mm
<b>PPZF5</b>	840mm



## Micro Adjustable Arms

Feature 12mm in-out adjustment and 5mm of levelling fine adjustment. Side to side adjustment included.

Order Code	
<b>VWA1</b>	Landscape
<b>VWA2</b>	Portrait



## Fixed Tilt Stand-off Brackets

Use these optional brackets to provide tilted display whenever required. 10 or 20 degree tilt versions listed.

Order Code	
<b>SR10</b>	10° tilt (pair)
<b>SR20</b>	20° tilt (pair)





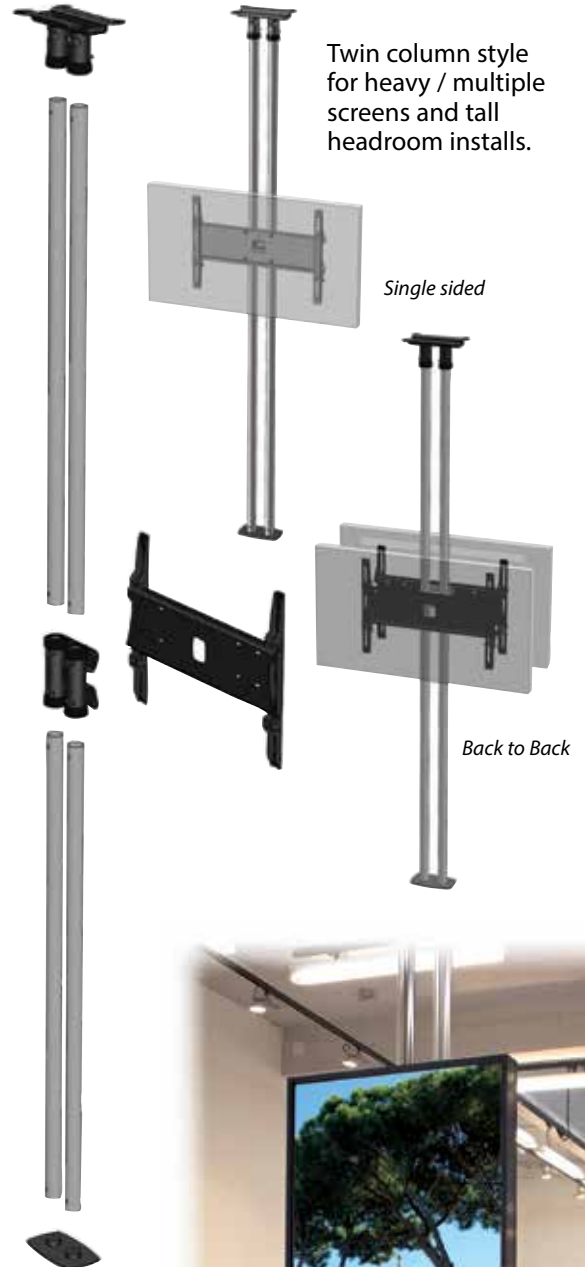
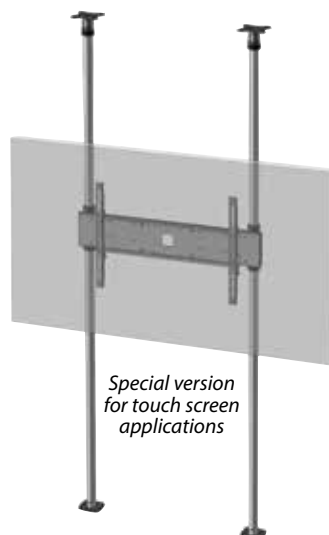
*Multi-screen installation World Duty Free, Heathrow Terminal 5*

## Floor to Ceiling Systems

These are available in standard (single column) and heavy duty (twin column) versions, giving the option of single sided, back to back or multiple screen presentation. Our floor to ceiling units are built up from the standard installation accessories listed on Pages 18 & 19 of this catalogue to give an almost infinite range of options.

– Our technical support team are pleased to advise on the best choice for any installation project being considered.

Single column style for normal applications. –Single screens up to 57" or multiple small screens.



*Typical twin column assembly using standard parts listed on Pages 18 / 19*



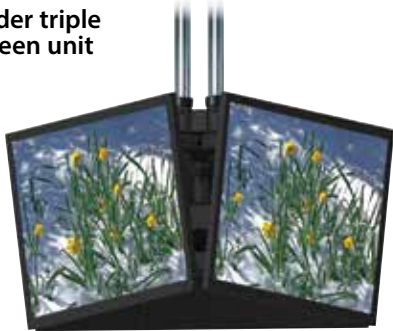
### Spider & In-line Gantries

These ceiling mounted units are available for a wide range of screen sizes incorporating our Pozimount universal tilting screen mounts. The spider style and single column gantry versions have swivel capability and all have cable entry ports for neat installation.

By their very nature all spider style and in-line gantries incorporate parts which are factory made to suit specific requirements but all versions are available on a short turn round basis.

– Call our technical support team for advice on any project or installation being considered.

Spider triple screen unit



Spider quad screen unit



Spider five screen 'pentagon' unit



Single sided gantry twin screen unit



Single sided gantry triple screen unit



Back-to-back gantry quad screen unit



Back-to-back gantry six screen unit



\* We also manufacture gantries for projectors  
–Call us for details


# Gyrolock Projector Mounts – Adapter Plate Range

## Gyrolock® ~ With Trilok® Docking System

The Trilok docking system uses a standardised 'bayonet style' fitting to carry projector mounting plates made specifically to fit each make & model of projector (a universal version also listed). The docking system allows easy projector set up, removal for routine maintenance and for future model change.

**10**  
Years  
of  
proven  
design

Over 150,000 sold!



- \* **Installer friendly – Standard GK1 version fits anyway up, ceiling, wall or base fixable**
- \* **Projector locks into Trilok® docking system, using either our dedicated Gyrolock Adapter Plates (GAP) or universal adapter (GAPU)**
- \* **Full tilt & turn adjustment for easy screen set up**
- \* **Telescopic – for use through suspended ceilings or in any high, low or normal headroom situation**
- \* **Safety rated for projectors up to 20Kg ceiling mounted or 12Kg wall mounted (GK1 only)**



Select any of these versions to suit your headroom needs.


All use the Trilok docking system and are supplied with either a dedicated projector mount (GAP) or optional universal adapter plate (GAPU).



### Close Ceiling Version

Order Code max weight  
**GKC-GAP** 20kg  
(Projector adapter plate version – state projector make & model).


Order Code max weight  
**GKC-GAPU** 12kg  
(Universal projector mount version)



### Standard Version

Order Code max weight  
**GK1-GAP** 20kg  
(Projector adapter plate version – state projector make & model).

Order Code max weight  
**GK1-GAPU** 12kg  
(Universal projector mount version)



### Long Extension Version

Order Code max weight  
**GK2-GAP** 20kg  
(Projector adapter plate version – state projector make & model).

Order Code max weight  
**GK2-GAPU** 12kg  
(Universal projector mount version)



### Column Suspension Version

Gyrolock 'head' complete with adapter plate (or universal mount). –Needs column and ceiling plate (see Page 18) to complete your installation.

Order Code max weight  
**GK4-GAP** 20kg  
(Projector adapter plate version – state projector make & model).

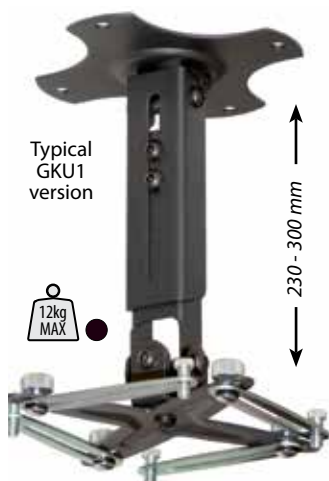
Order Code max weight  
**GK4-GAPU** 12kg  
(Universal projector mount version)

# Gyrolock Projector Mounts – Universal Mount Range

## Gyrolock® ~ With Universal Mounts

These products are the subject of UK and USA design rights.  
UK Registered Design 3011575.  
UK Trade Mark 2244062.  
US Patent 10/049390.

These universal mounts offer a wide range of adjustment not only to cover widely differing projector screw fixing centres but also allow clearance for contour variations often found in projector design. A universal screw pack to cover most projectors is included.



Typical GKU1 version

12kg MAX

230 - 300 mm

Order Code	Height
<b>GKU1</b>	230 to 300mm
<b>GKU2</b>	230 to 700mm



GKUX Compact

12kg MAX

### Gyrolock Compact

Easy installation  
Fixed height

Order Code  
**GKUX**



Typical KPR column version universal kit


12kg MAX

### Column Version Universal Kits

Order Code	Column mm
<b>KPR15CB</b>	500
<b>KPR110CB</b>	1000
<b>KPR120CB</b>	2000
<b>KPR130CB</b>	3000



Typical GKU1 version



GKUT1 truss clamp version

12kg MAX

230 - 300 mm

### Truss Clamp Version

Universal mount with standard truss clamp fitting.  
For all trusses 45 – 55mm dia.

Order Code  
**GKUT1**

## Gyrolock Parts & Accessories



Wide range available

### Adapter Plates

Enables changeover whenever replacing projector. State make & model when ordering.

Order Code  
**GAP**

20kg MAX



EU Registered Design 00221072-0001

### Universal Adapter Plate

Designed to fit most projectors.

Order Code  
**GAPU**

12kg MAX



### Column Suspension Version

Universal mount for direct column connection. See Page 18 for columns & ceiling plates.

Order Code  
**GKU4**

12kg MAX



### Gyrolock Trim Disc

Shaped to fit Gyrolock mast. Gives a neat finish to installations through suspended ceilings.

Order Code  
**GKTD**

\* For standard column trim discs see page 18.

# Projector Suspension Units

**UNICOL PSU**  
Unicol Projector Suspension Unit

Our PSU (Projector Suspension Unit) range covers all makes of projectors. Each mount is specifically designed for the individual projector models listed, supporting the projector either inverted or in a cradle according to manufacturer's recommendations.

## Direct Fixing



The preferred method of projector mounting. All our PSU mounts are designed to align accurately with the projector mounting holes and take account of cooling or lamp access needs.

All PSU mounts are now available as micro adjustable versions having 2 axis, level & tilt. (See centre panel).

Order Code

**PSU** Standard direct fixing version  
Cradle direct fixing version  
**PSM** Micro-adjustable version

## Cradle Units



An alternative method of projector mounting, either to meet a projector's optical needs or to give protection to projectors when used in 'location to location' or hire circumstances.

## Micro Adjustment®

This 2 axis micro adjustment factory fitted option is available for most PSU units and provides a precision adjustment range of in level and tilt.



Registered Design

## PSU Specials



We have a wealth of expertise in the design and manufacture of all kinds of projector suspension units to meet client's special requirements. These include mounts for downward or upward projection, multi-projector units, 3D rigs and one-off projects.

– Call us when planning your next installation



Our range now extends to over 600 PSU projector suspension units!




Copyright Hilary Lloyd, Photo courtesy of Sadie Coles HQ, London

Photos courtesy of Snelling Business Systems

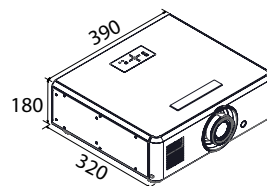
# Guardbox Projector Security Cages

## GUARDBOX® Anti-theft Enclosures

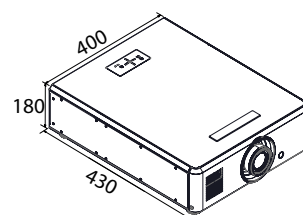
Constructed from heavy gauge steel and incorporating many innovative features. Five sizes are available covering a wide range of projectors. Each Guardbox incorporates our unique twin bar system, designed to fit into a number of slots for different projector lens positions. Each bar has another bar fitted inside making it virtually impossible to hacksaw through.



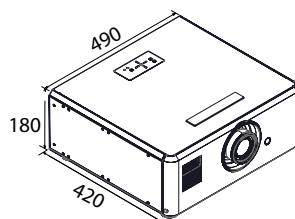
Order Code  
**PGX**




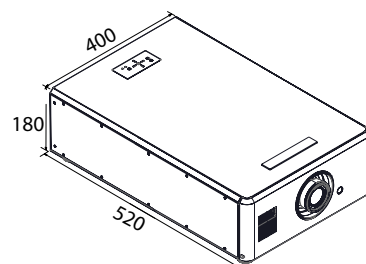
Order Code  
**PGS**



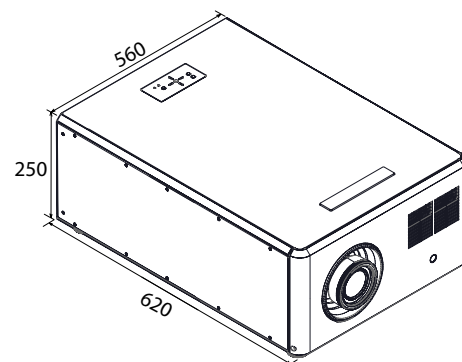
Order Code  
**PGM**



Order Code  
**PGL**



Order Code  
**PGG**



Colour  Silver/Black/Orange

## Taglock Kit

As a further aid to security for the Guardbox range, our 'Taglock' Kits are available to provide secondary locking.

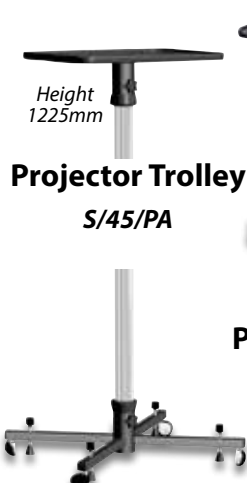
Order Code

**TLK** comes with padlock



# Single Column Stands & Trolleys

Since 1963 - The original Unicol system of stands & trolleys



**Projector Trolley**  
S/45/PA



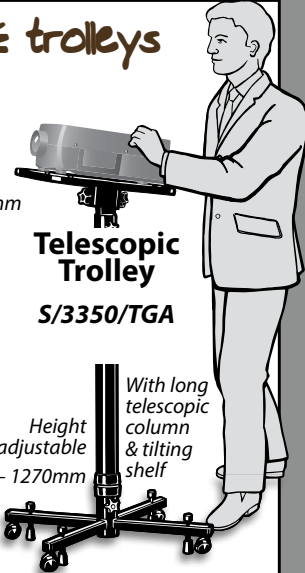
**General Purpose Trolley**  
M/24/PB



**Lectern**  
MG/45/PE



**Telescopic Trolley**  
S/2533/PC



**Telescopic Trolley**  
S/3350/TGA



## Platforms

In a range of useful sizes.



Order Code	Size mm
PA	300 x 450
PB	450 x 450
PC	450 x 550



## Lectern Platform

Fixed reading angle of 15 degrees.



Order Code	Size mm
PE	450 x 450



## Tilting Platforms

Fully adjustable from level to 10 degrees.



Order Code	Size mm
TGA	300 x 450
TGB	450 x 450
TGC	450 x 550



## Standard Columns

Order Code	Length
16	410mm
24	610mm
30	760mm
36	900mm
45	1140mm

Also available with longer inner columns

## Telescopic Columns

Order Code	Trolley height range
2533	640 to 840mm
3350	840 to 1280mm

## Accessory Shelves

Fully height adjustable.



Order Code	Size mm
AP	300 x 300
AD	400 x 400

## Bases



Order Code	Size mm
M	Trolley 400 x 400
MG	Stand 400 x 400

## Bases with Jacking Feet



Order Code	Size mm
S	450 x 550
L	550 x 650

## Other Trolleys

### Equipment Trolley

Utility trolley with a great many uses to carry medical, laboratory or test equipment. Other platform sizes listed.



Has heavy base with 10cm rubber tyred castors.  
Platform 45x45cm  
Trolley Height 75cm

Base unit available as separate purchase.

Order Code  
**T1B**

### Original TC1000 Trolleys

The standard trolley in service with many schools & colleges. Has universal screen mount & equipment shelf. Conversion kit also available for existing trolleys.



Order Code  
**TC1000**



Conversion kit complete

Gives existing TC1000 trolleys a new lease of life. Conversion kit replaces old style TV mount for modern flat screen use.

Order Code  
**TCK**

### Camera Stands

Superior to tripods for a great many applications. Solid base with braked wheels gives excellent stability.



Telescopic camera stand

Order Code  
**CS1000**

Studio camera stand

Order Code  
**CS2000**

## Parts & Accessories



### 10cm Castors (Standard – set of 4)

Order Code  
**C104**



### 10cm Heavy Duty Castors (HD braked – set of 4)

Order Code  
**BC104**

Please note: Our 10cm Heavy Duty castors (BC104) are bolt fixed for added strength and to prevent swivel as well as rotation of the wheel, they are intentionally not interchangeable with our 10cm (C104) castors.



### 7.5cm Castors (2 plain / 2 braked – set of 4)

Order Code  
**C074**



### 5cm Castors (Orbit – set of 4)

Order Code  
**C054**



### Allen Key

Fits Grub Screws & Through Bolts

Order Code  
**AK316**



### Safety Through-bolt

Order Code  
**TB38F**



### Socket Cap

Order Code  
**SC**



### Hand Wheel

Order Code  
**HW38F**



### Grub Screw

Order Code  
**GS38F**



### Spray Paint

Touch in paint in Sinterflex Black or Diamond Silver – 400ml cans.

Order Code

**SPB** Black

**SPS** Silver



### Replacement Lock & Keys

Order Code  
**LK**




### Drilling Jig

Installer's cutting and thro-bolt drilling jig for columns.

Order Code  
**CDJ1**

## Security Devices, Videoconference Shelves, Unicol Columns



### Screen Security Kit

Use this easily fitted Security Kit with any of our mounts.

The 2200mm tough steel cable system has special fittings which shield access to the screen fixing screws.

Order Code  
**PSK**



### Locking Ceiling Plate

Fits standard CP1 ceiling plate shielding the fixings to deter unauthorised removal.

Order Code  
**CPSC1**

**Remo Guard™**

### TV Remote Wall Holders

- \* Locks remote to wall
- \* Reflects beam to TV or projector



Ideal in any classroom or lecture theatre. These clever devices reflect the remote control IR beam direct to projector or screen thus avoiding the need for hard wiring, locking the remote ready for use.

Order Code

**RGHW** Standard for most remote Units

**RGH1W** Custom unit for large remotes

### TETHERLOC® Gyrolock Anti-theft Kit

Tough steel cable system has special fittings which shield access to the projector fixing screws and link the mount and projector to protected ceiling fixing bolts.

Order Code

**GT40** for GK1 (40cm cables)

**GT80** for GK2 (80cm cables)

**GT130** for GK3 (130cm cables)



### Video Conference Camera Wall Shelves

Neat units in glass or metal for wall mounting.

Order Code

**WBVC** Metal - 340w x 260d

**WBVG** Glass - size: 500 x 400



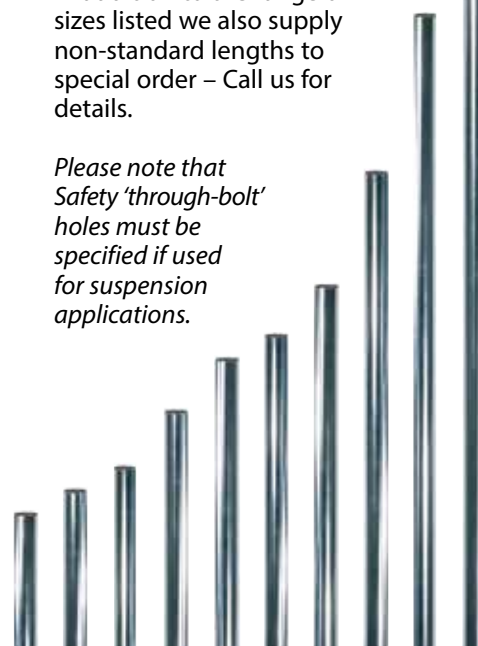
Versions also available for specific video conference cameras and codecs – Call us for details.

### Unicol Columns

In standard chrome finish and stainless steel. Also available in colour finishes to special order.

In addition to the range of sizes listed we also supply non-standard lengths to special order – Call us for details.

Please note that Safety 'through-bolt' holes must be specified if used for suspension applications.



#### Standard Chrome Finish

Order Code	Length
<b>16</b>	410
<b>500</b>	500
<b>24</b>	610
<b>30</b>	760
<b>36</b>	900
<b>1000</b>	1000
<b>45</b>	1140
<b>1500</b>	1500
<b>2000</b>	2000
<b>3000</b>	3000

#### Stainless Steel



Paddington Station



Cheshire University



Manchester Airport



Asda



Samsung



Tesco



NEC Showcase



Luton Airport



Lords Cricket Ground



Nike Store



Sainsbury's



KFC Restaurants



Toyota Dealerships



Bull Ring Birmingham



Forever 21 Store



Mercedes World



Swedish Electrical Store



Royal Ascot Racecourse



Kauffhoff Dusseldorf



Tobacco Dock



Gatwick Airport



Old Bailey



Bluewater Shopping



River Island Store



Ahaus Halle Germany



Birmingham Mall



World Duty Free LHR



Adidas Concept



The Co-operative



Phones 4U



Oslo Central Station



Mulberry Worldwide



East Anglia University



Heathrow T5