

BRAVOS XL
steam

MCT Maytag Commercial Technology

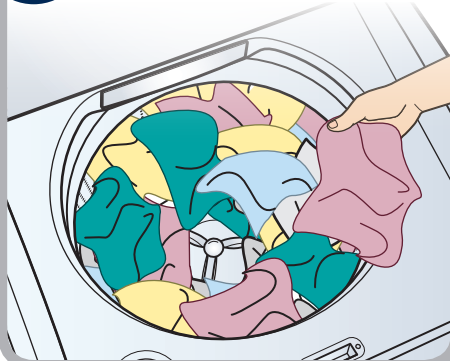


Quick Start Guide

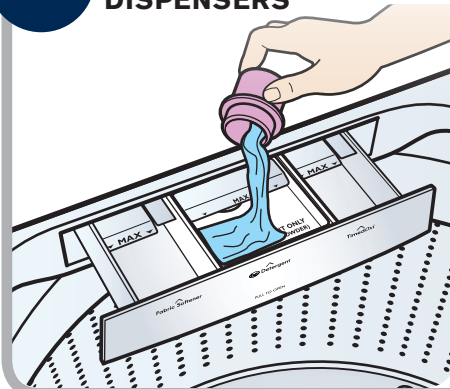
Top-Loading High Efficiency Low-Water Washer

Appearance may vary depending on model.

1 SORT AND LOAD LAUNDRY



2 ADD HE DETERGENT & LAUNDRY PRODUCTS TO DISPENSERS*



Remove inside tray for powder HE detergent.



Follow manufacturer's instructions to determine amount of laundry products to use.



3 TOUCH POWER TO TURN ON THE WASHER

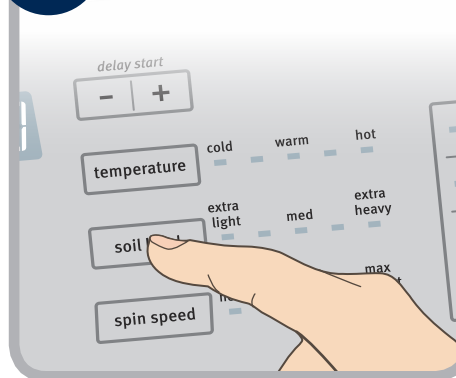


power

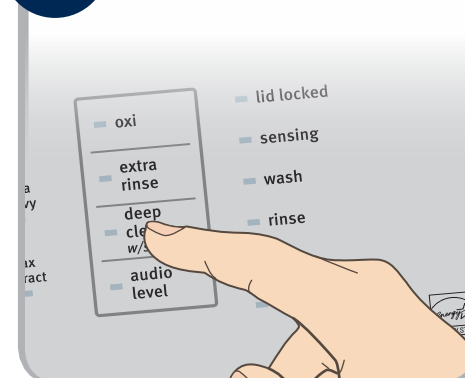
4 SELECT THE DESIRED CYCLE FOR YOUR LOAD*



5 ADJUST CYCLE SETTINGS, IF DESIRED*



6 SELECT ADDITIONAL OPTIONS*



7 TOUCH AND HOLD START/PAUSE TO BEGIN CYCLE



hold to start

* **NOTE:** Not all cycles, settings or options are available with all models. Read "Cycle Guide" in Use and Care Guide before using washer for more information on your model's options and features.