



Half Cell Mono PERC

DAS-WH108PA 395W ~ 415W



High Efficiency

Module efficiency leading in industry, up to 21.2%



High Reliability

Passed 3*IEC standard test



Low Hot-spot Risk

1/2 current, reducing the hot spot temperature



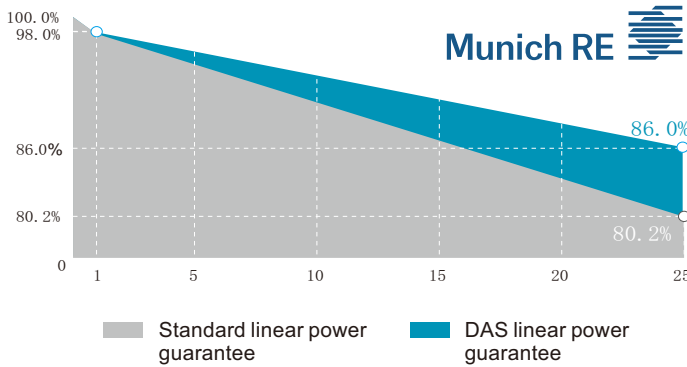

Low NMOT

As low as 43°C, improving the power generation efficiency



Half Cell, MBB Technology

Series-then-parallel cell connection design, more reliable soldering technology



Product And Quality Certifications

- IEC 61215, IEC 61730
- ISO 9001: 2015 Quality Management System
- ISO 14001: 2015 Environmental Management System
- IEC 62716, IEC 61701: Ammonia, Salt mist corrosion test
- IEC TS 62804-1, IEC 60068-2-68: PID test, Dust and Sand test

-2.00%
First year power degradation
-0.50%
Annual degradation

12 YEAR
Materials and workmanship warranty

25 YEAR
Linear power warranty



Electrical Parameters (STC*)

Module Type	WH108PA-395	WH108PA-400	WH108PA-405	WH108PA-410	WH108PA-415
Nominal Max. Power(Pmax/W)	395	400	405	410	415
Open Circuit Voltage(Voc/V)	37.04	37.21	37.38	37.55	37.71
Short Circuit Current(Isc/A)	13.58	13.67	13.76	13.85	13.94
Operating Voltage(Vmp/V)	31.01	31.18	31.35	31.52	31.68
Operating Current(Imp/A)	12.74	12.83	12.92	13.01	13.10
Efficiency(%)	20.2	20.5	20.7	21.0	21.2

STC*(Standard Test Condition): Irradiance 1000W/m², Cell Temperature 25°C, AM1.5

Electrical Parameters (NMOT*)

Module Type	WH108PA-395	WH108PA-400	WH108PA-405	WH108PA-410	WH108PA-415
Nominal Max. Power(Pmax/W)	290	294	298	301	305
Open Circuit Voltage(Voc/V)	34.26	34.42	34.58	34.73	34.88
Short Circuit Current(Isc/A)	10.95	11.02	11.09	11.16	11.24
Operating Voltage(Vmp/V)	28.46	28.65	28.82	28.91	29.10
Operating Current(Imp/A)	10.19	10.26	10.34	10.41	10.48

NMOT* (Nominal Module Operating Temperature): Irradiance 800W/m², Ambient Temperature 20°C, AM1.5, Wind Speed 1m/s

Mechanical Parameters

Cell size	Mono PERC 182mm*91mm
Module size	1724×1134×35mm (L x W x H)
Glass Thickness	3.2mm
Module Weight	20.8Kg
Output Cable	4mm ² , cable length 300mm (can be customized)
Connector	MC4 compatible
J-Box	IP68, 3 bypass diodes
Frame	Anodized aluminium alloy

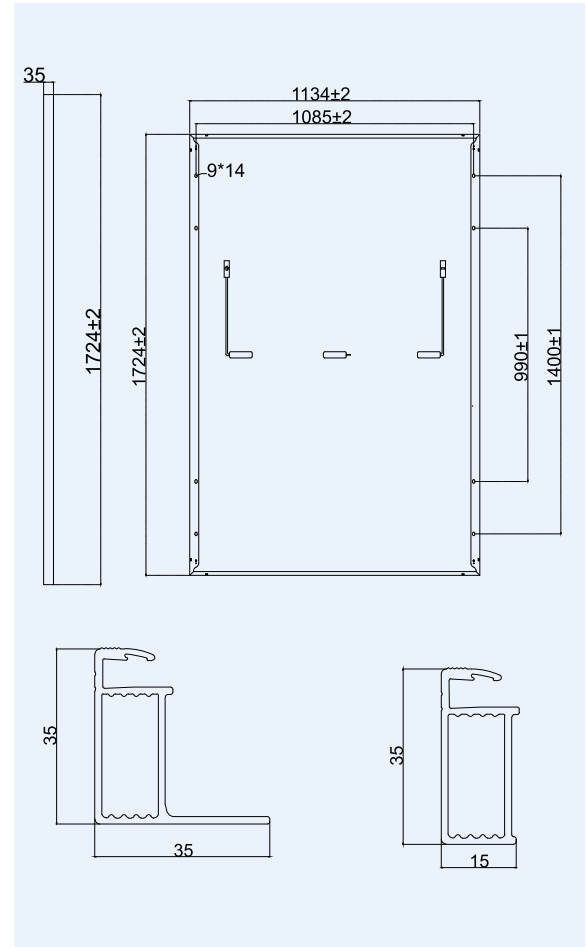
Temperature Coefficients

Short Circuit Current(Isc)	+0.048%/°C
Open Circuit Voltage(Voc)	-0.28%/°C
Nominal Max. Power(Pmax)	-0.35%/°C
NMOT	43±2°C

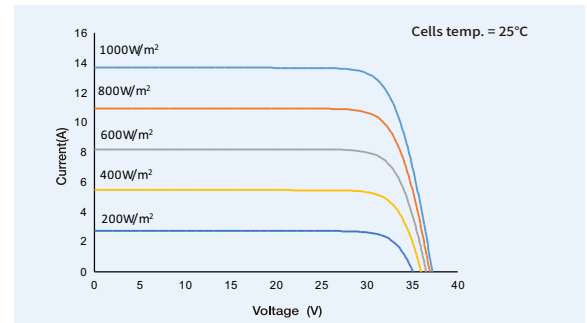
Operating Parameters

Max. System Voltage	DC1500V
Power Tolerance	0 ~ +5 W
Operating Temperature	-40°C ~ +85°C
Max. Fuse Rated Current	25A
Front Static Load	Snow load 5400Pa, Wind load 2400Pa
Safety Class	Class II
Packing Specification	31 pcs/Pallet, 186 pcs/ 20'GP; 806 pcs/ 40'HQ;

Dimension



I-V curve



I-V curve

