

AZ-104T00-A: Microsoft Azure Administrator

Module 1: Identity

In this module, you will learn how to secure identities with Azure Active Directory, and implement users and groups.

Lessons

- Azure Active Directory
- Users and Groups

Lab : Manage Azure Active Directory Identities

After completing this module, students will be able to:

- Secure and manage identities with Azure Active Directory.
- Implement and manage users and groups.

Module 2: Governance and Compliance

In this module, you will learn about managing your subscriptions and accounts, implementing Azure policies, and using Role-Based Access Control.

Lessons

- Subscriptions and Accounts
- Azure Policy
- Role-based Access Control (RBAC)

Lab : Manage Subscriptions and RBAC

Lab : Manage Governance via Azure Policy

After completing this module, students will be able to:

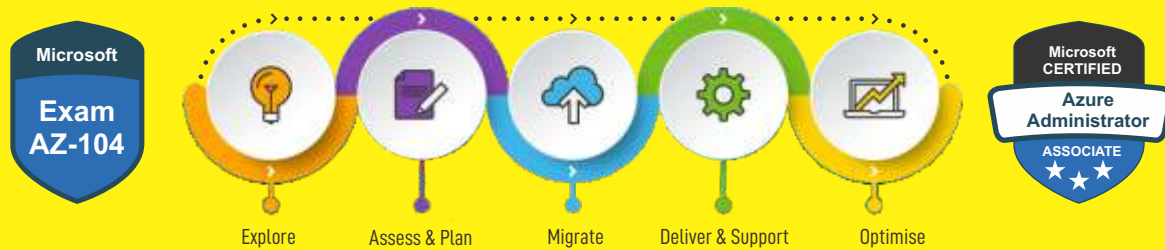
- Implement and manage Azure subscriptions and accounts.
- Implement Azure Policy, including custom policies.
- Use RBAC to assign permissions.

Module 3: Azure Administration

In this module, you will learn about the tools an Azure Administrator uses to manage their infrastructure. This includes the Azure Portal, Cloud Shell, Azure PowerShell, CLI, and Resource Manager Templates. This module includes:

Lessons

- Azure Resource Manager
- Azure Portal and Cloud Shell
- Azure PowerShell and CLI
- ARM Templates



Lab : Manage Azure resources by Using the Azure Portal

Lab : Manage Azure resources by Using ARM Templates

Lab : Manage Azure resources by Using Azure PowerShell

Lab : Manage Azure resources by Using Azure CLI

After completing this module, students will be able to:

- Leverage Azure Resource Manager to organize resources.
- Use the Azure Portal and Cloud Shell.
- Use Azure PowerShell and CLI.
- Use ARM Templates to deploy resources.

Module 4: Virtual Networking

In this module, you will learn about basic virtual networking concepts like virtual networks and subnetting, IP addressing, network security groups, Azure Firewall, and Azure DNS,

Lessons

- Virtual Networks
- IP Addressing
- Network Security groups
- Azure Firewall
- Azure DNS

Lab : Implement Virtual Networking

After completing this module, students will be able to:

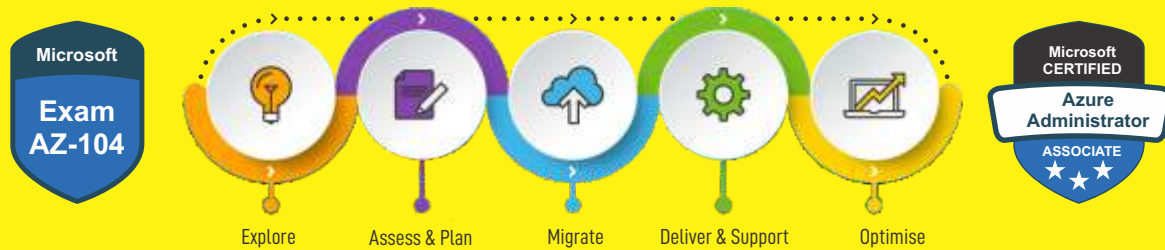
- Implement virtual networks and subnets.
- Configure public and private IP addressing.
- Configure network security groups.
- Configure Azure Firewall.
- Configure private and public DNS zones.

Module 5: Intersite Connectivity

In this module, you will learn about intersite connectivity features including VNet Peering, Virtual Network Gateways, and Site-to-Site Connections.

Lessons

- VNet Peering
- VPN Gateway Connections
- ExpressRoute and Virtual WAN



Lab : Implement Intersite Connectivity

After completing this module, students will be able to:

- Configure VNet Peering.
- Configure VPN gateways.
- Choose the appropriate intersite connectivity solution.

Module 6: Network Traffic Management

In this module, you will learn about network traffic strategies including network routing and service endpoints, Azure Load Balancer, Azure Application Gateway, and Traffic Manager.

Lessons

- Network Routing and Endpoints
- Azure Load Balancer
- Azure Application Gateway
- Traffic Manager

Lab : Implement Traffic Management

After completing this module, students will be able to:

- Configure network routing including custom routes and service endpoints.
- Configure an Azure Load Balancer.
- Configure and Azure Application Gateway.
- Choose the appropriate network traffic solution.

Module 7: Azure Storage

In this module, you will learn about basic storage features including storage accounts, blob storage, Azure files and File Sync, storage security, and storage tools.

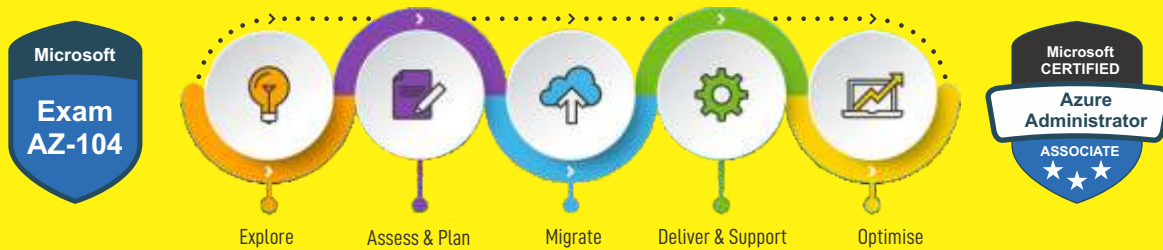
Lessons

- Storage Accounts
- Blob Storage
- Storage Security
- Azure Files and File Sync
- Managing Storage

Lab : Manage Azure storage

After completing this module, students will be able to:

- Create Azure storage accounts.
- Configure blob containers.
- Secure Azure storage.



- Configure Azure files shares and file sync.
- Manage storage with tools such as Storage Explorer.

Module 8: Azure Virtual Machines

In this module, you will learn about Azure virtual machines including planning, creating, availability and extensions.

Lessons

- Virtual Machine Planning
- Creating Virtual Machines
- Virtual Machine Availability
- Virtual Machine Extensions

Lab : Manage virtual machines

After completing this module, students will be able to:

- Plan for virtual machine implementations.
- Create virtual machines.
- Configure virtual machine availability, including scale sets.
- Use virtual machine extensions.

Module 9: Serverless Computing

In this module, you will learn administer serverless computing features like Azure App Service, Azure Container Instances, and Kubernetes.

Lessons

- Azure App Service Plans
- Azure App Service
- Container Services
- Azure Kubernetes Service

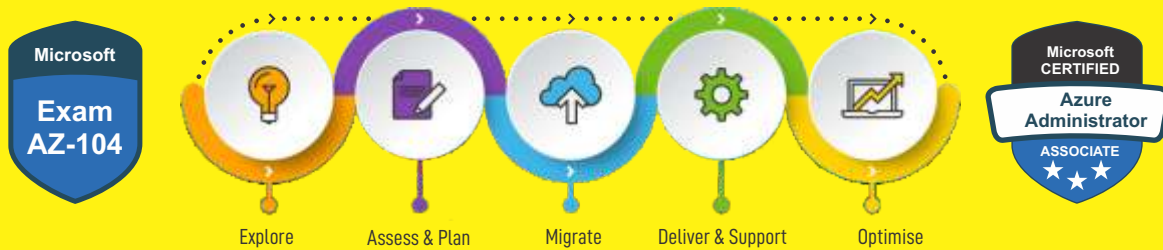
Lab : Implement Web Apps

Lab : Implement Azure Container Instances

Lab : Implement Azure Kubernetes Service

After completing this module, students will be able to:

- Create an app service plan.
- Create a web app.
- Implement Azure Container Instances.
- Implement Azure Kubernetes Service.



Module 10: Data Protection

In this module, you will learn about backing up files and folders, and virtual machine backups.

Lessons

- File and Folder Backups
- Virtual Machine Backups

Lab : Implement Data Protection

After completing this module, students will be able to:

- Backup and restore file and folders.
- Backup and restore virtual machines.

Module 11: Monitoring

In this module, you will learn about monitoring your Azure infrastructure including Azure Monitor, alerting, and log analytics.

Lessons

- Azure Monitor
- Azure Alerts
- Log Analytics
- Network Watcher

Lab : Implement Monitoring

After completing this module, students will be able to:

- Use Azure Monitor.
- Create Azure alerts.
- Query using Log Analytics.
- Use Network Watcher



Q: Why should I choose Training Basket over other training providers?

Ans. Training Basket provides a unique amalgamation of quality, convenience, flexibility and cost. Training Basket has some of the best trainers in the industry. Our trainers excel not just in depth and width of knowledge, but also in their patience and ability to explain difficult concepts in simple terms.

Training Basket has made serious investments with long-term vision for ensuring good environmental factor for studies by first buying their own suites in the prestigious iThum Towers in NOIDA, Sec-62. This lets us configure our labs and classroom suited best to our student's comfort and focused studies.

Q: What is the criterion for availing the Training Basket job assistance program?

Ans: All Training Basket students who have successfully completed their training in any of our courses are directly eligible for placement assistance.

Q: Which are the companies that Training Basket has placed students in the past?

Ans: We have exclusive tie ups with MNC's like Ericsson, Cisco, Cognizant, Tech Mahindra, MEON, Bingo, Genpact etc.

Q: Do I need a prior industry experience in getting an interview opportunity?

Ans: There is no need to have prior opportunity for getting an interview call. The successful completion of any industry level technology training at Training Basket is like an industry experience. This training makes you confident to clear interviews and we also conduct in-house mock interviews on our online assessment platform where we assess our student's skills by testing their code online or industry specific assessment before sending them for interviews.

Q: How does Training Basket assist in placement?

Ans: You will be guided on creating an attractive template based resume. You will get opportunity to attend free personality development program and mock interviews conducted by our SME's to boost your confidence for real interviews. Plus you will be given our level assessment platform where we assess our student's skills by testing their code online or industry specific assessment.

Q: If I don't clear in first attempt, will I get another chance?

Ans: Yes, for sure. Your resume will be active on our job portal and will be visible to all our associates and clients. Training Basket will continue to send your resume to future job requirements matching your profile till you land a job.

Q: Does Training Basket Guarantee job through it's job assistance program ?

Ans: Training Basket does not guarantee job placement but it will continue to assist you on best efforts basis to place you in it's affiliated companies' network.

COMPANIES WHERE OUR STUDENTS ARE PLACED

**Tech
Mahindra**



Source Soft Solutions
We only believe in the best

Chi Networks™

ADS-eVER

MEON
DELIVERING GREAT SURFACES

BioMax™



Bingo
Change • Innovate • Lead

Dimensions
Five Dimensions Infotech

WTS Webtech Solutions

HCL

IBM

Infosys

accenture

HUAWEI

**Reliance
Jio Infocomm**

pinga™ solutions

DATA BRIDGE
MARKET RESEARCH

CoreIP
Technology Pvt Ltd

iSOURCE

**network
solutions**



Shailers
Solutions...for your need



SAMSUNG

indiatech
Solutions