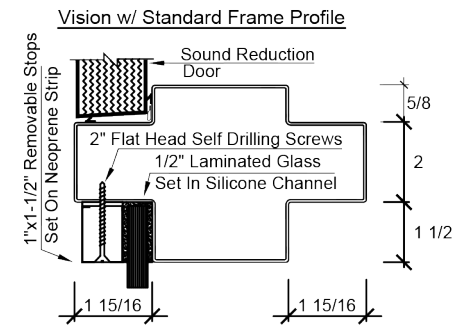
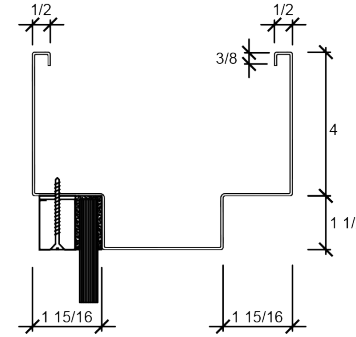
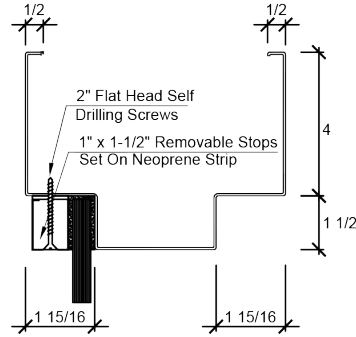
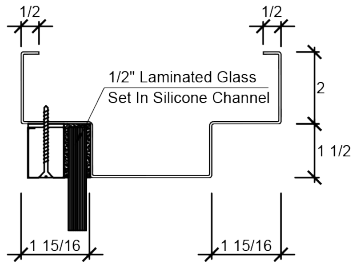


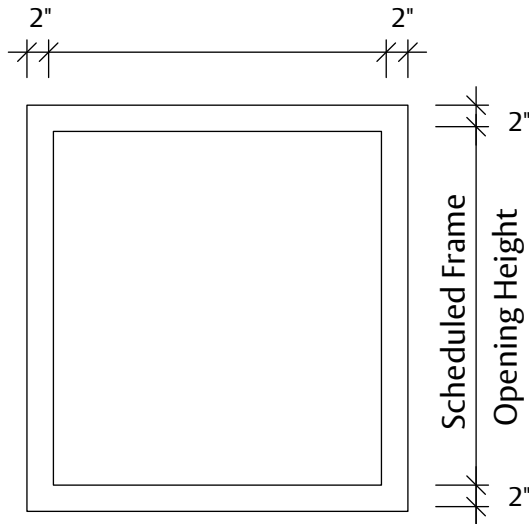
ASSA ABLOY Model NO. SG40 - STC 40 - SOUND WINDOW FRAME ASSEMBLY

Standard Frame Profiles: Notes shown apply to all frame profiles



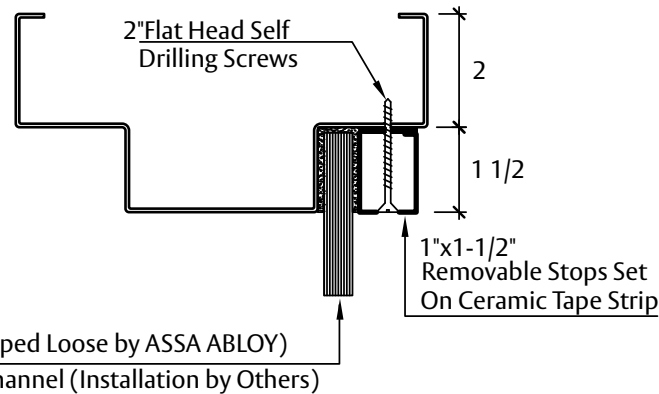
SOUND WINDOW FRAME ASSEMBLY

TYPICAL ELEVATION
Scheduled Frame
Opening Width



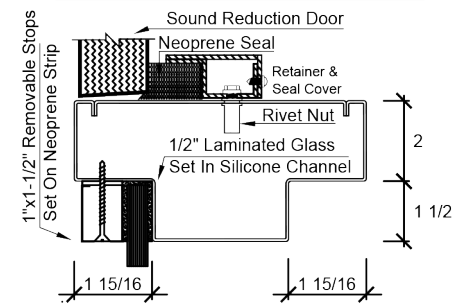
SPECIFICATIONS:

- 1) All exposed surfaces of frame to receive one coat of rust inhibitive prime paint.
- 2) Assembly is equipped with sound window frame, gasketing (silicone glazing channel) and crated for shipment.
- 3) Frame weight is 16.2 pounds per square foot. Doubled wood studs or 16 gauge metal studs are strongly recommended to support the weight of the assembly.
- 4) Frames are to be formed of no less than 14 Gauge sheet steel with corners mitered, continuously welded and ground smooth.
- 5) Frames must be grouted or filled with 10 or 12lb. mineral wool.

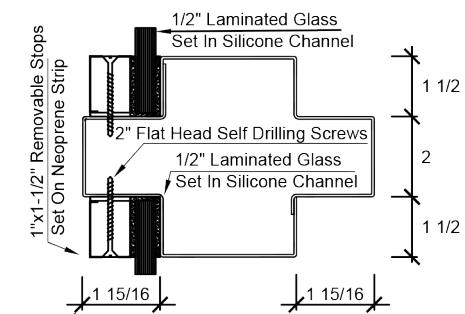


1/2" Laminated Glass (Shipped Loose by ASSA ABLOY)
Set In Silicone Channel (Installation by Others)

Vision w/ STC Compression Frame Profile



Mullion for STC Visions



Experience a safer
and more open world

FINISH:	STANDARD PRIMER PAINT; TESTED IN CONFORMANCE WITH ANSI A250.10
ACOUSTICAL PERFORMANCE	WINDOW SYSTEM TESTED IN CONFORMANCE WITH ASTM E2235, ASTM E1332, ASTM E90 & E413, FULLY OPERABLE, STC AS NOTED ABOVE. DOOR SYSTEMS ARE IN COMPLIANCE WITH HMMMA 865 & SDI-128 SPECIFICATIONS.

FIRE RATING NOT AVAILABLE: