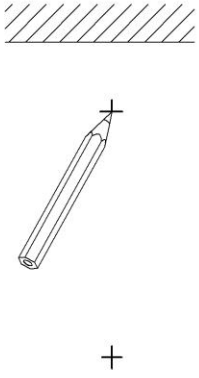
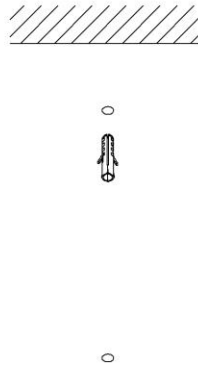


Montage plafondsteun

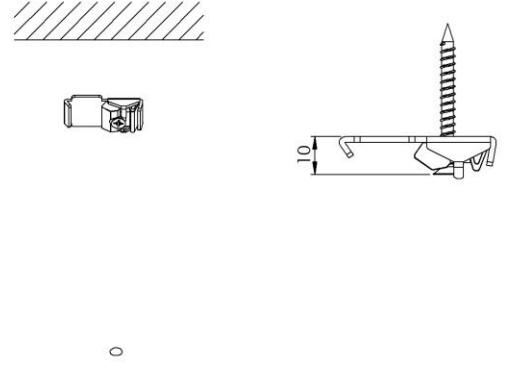
1. Teken de plaats voor de gaten af.



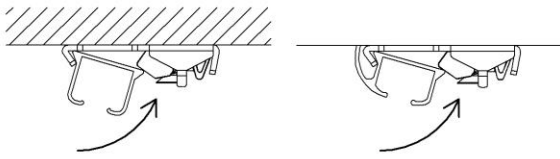
2. Voorboren $\varnothing 6\text{mm}$.



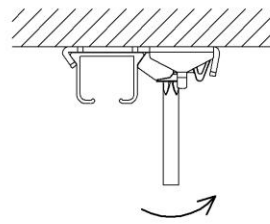
3. Draai de schroef vast tot $\pm 10\text{ mm}$.



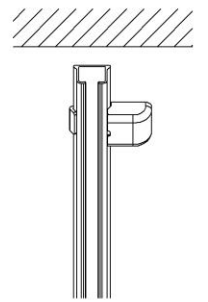
4. Plaats de rail.



5. Draai de schroef stevig vast.

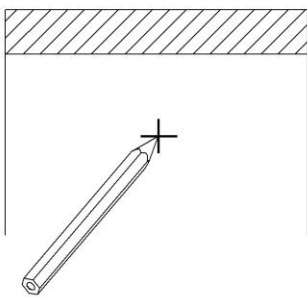


6. Plaats de eindkap.

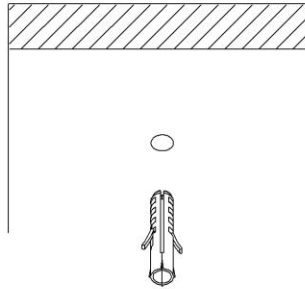


Montage wandsteun

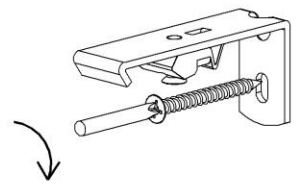
1. Teken de plaats voor de wandsteun af.



2. Voorboren $\varnothing 6\text{mm}$.



3. Draai de schroef stevig vast.



4. Plaats de rail.



5. Draai de schroef stevig vast.

